

**REAR CONNECTIONS**

They allow connection to the system via GVR (Remote Valve Assembly) supplied as an accessory. This type of connectors, to be specified at the time of ordering, is provided **WITHOUT** additional charge.

**traditional EXTERNAL CONNECTORS**

These are designed for connection to the system via a **TRADITIONAL** Valve and Lockshield, supplied as accessories. This type of connector, which must be specified in the order, is supplied **WITH** an additional charge € 50,00. The centre of the valve is 5 cm from the wall.

**Standard connector R05**  
5 cm at the bottom

**Connector RS1**  
Connection to Left

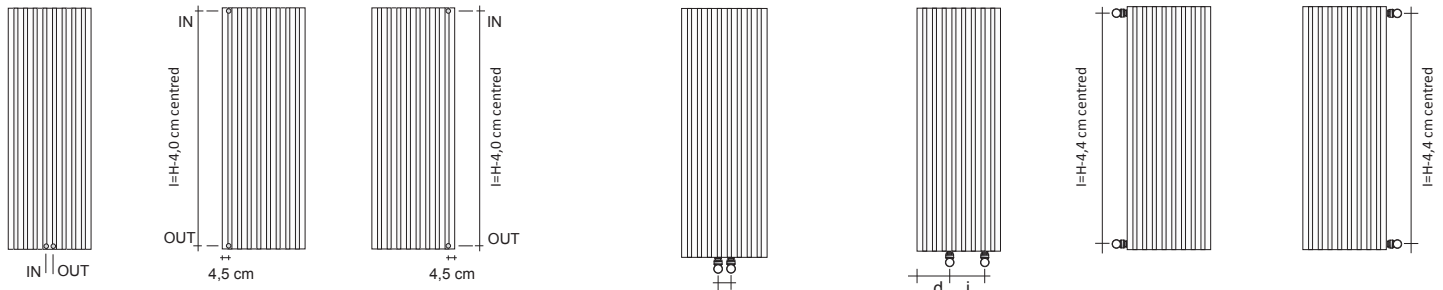
**Connector RD1**  
Connection to Right

**Connector upon request C05**  
Centred low connection at 5 cm

**Connector B2M**  
CUSTOMISED external low connection

**Connector on request OS2**  
Connection to Left

**Connector on request OD2**  
Connection to Right



in this case, you need to specify "d" and "i" which must respect the following recommendations: i min.=5 cm d min.=2.5 cm

**Standard convertible valves and GVR**

For more information on the choice of valves, see p. 316

	Code	Description	Finishes	
	Z1TLNR#ANR12...	Paired Valve + Lockshield - Copper angle 1/2" and/or Multi-layer 1/2"	Standard White	
	Z1KITRAC#001	6-part connector KIT: 2x Z1RAC#R12CRO / 2x Z1RAC#R14CRO / 2x Z1AC#M03CRO	Glossy Chrome	
	Z1KITRAC#002	8-part connector KIT: 2x Z1RAC#R12CRO / 2x Z1RAC#R14CRO / 2x Z1RAC#M03CRO / 2x Z1RAC#M01CRO	Glossy Chrome	
	GVR#...	RECESSED Valve that can be fitted with a thermostat and Lockshield assembly for REMOTE connection	Chromed Plated	
	GVRTG#...	RECESSED thermostatic valve and Lockshield assembly for REMOTE connection*	Coloured Coloured	
	GVRC#...	RECESSED Valve that can be fitted with a thermostat and Lockshield assembly for REMOTE connection	Coloured Coloured	
	GVRTC#...	RECESSED thermostatic valve and Lockshield assembly for REMOTE connection*		
Plated finishes: See table of Tubes special finishes Colored Finishes: see categories C0, C1, C2 and C3 of the Tubes color chart * The price does not include the cost of the thermostatic head (see page 324)				

Product code **SHV#180005R05ST9010R12COP9010**

**ADDITIONAL COLOUR CHARGES**

SHV#180005 Article code specified in the price table  
 R05 Connector code see technical datasheet  
 ST Standard support code  
 9010 Colour/finish code specified in the Official TUBES COLOUR CHART  
 R12 Connector code  
 COP9010 Covering Code

See the official TUBES colour chart  
 Additional charges calculated on category C0  
 Category C1/C2 +10%, category C3 +20%  
 RAL not in the chart +30%\*  
 As per sample Subject to quote\*\*

**SIZES AVAILABLE TO ORDER:**

All the sizes in HEIGHT every 1 mm starting from 40 cm up to 280 cm area AVAILABLE TO ORDER and the price is calculated upon request.

**SINGLE**


Height (cm)		60		80		100		140		160	
No of El.	L (cm)	Watt ΔT. 50°C	Watt ΔT. 30°C	Watt ΔT. 50°C	Watt ΔT. 30°C	Watt ΔT. 50°C	Watt ΔT. 30°C	Watt ΔT. 50°C	Watt ΔT. 30°C	Watt ΔT. 50°C	Watt ΔT. 30°C
3	17,6	279	143	353	181	424	216	559	282	623	313
4	24,4	371	191	471	241	566	289	745	376	831	418
5	31,2	464	238	588	301	707	361	931	470	1038	522
6	38,0	557	286	706	361	848	432	1117	564	1246	626
7	44,8	650	334	824	422	990	505	1304	659	1453	730
8	51,6	743	382	942	482	1131	577	1490	753	1661	835
9	58,4	836	430	1059	542	1272	649	1676	846	1869	939
10	65,2	928	477	1177	603	1414	721	1862	940	2076	1043
11	72,0	1021	525	1295	663	1555	793	2049	1035	2284	1148
12	78,8	1114	573	1412	723	1697	865	2235	1129	2492	1253
13	85,6	1207	620	1530	783						
14	92,4	1300	668	1648	844						
15	99,2	1393	716	1765	904						
16	106,0	1485	763	1883	964						
17	112,8	1578	811	2001	1024						
18	119,6	1671	859	2118	1084						
19	126,4	1764	907	2236	1145						
20	133,2	1857	954	2354	1205						

Height (cm)		180		200		220		240		280	
No of El.	L (cm)	Watt ΔT. 50°C	Watt ΔT. 30°C	Watt ΔT. 50°C	Watt ΔT. 30°C	Watt ΔT. 50°C	Watt ΔT. 30°C	Watt ΔT. 50°C	Watt ΔT. 30°C	Watt ΔT. 50°C	Watt ΔT. 30°C
3	17,6	686	345	747	376	806	407	865	437	1009	511
4	24,4	914	460	995	501	1075	543	1153	583	1345	681
5	31,2	1143	575	1244	627	1344	678	1442	729	1682	851
6	38,0	1371	690	1493	752	1613	814	1730	874	2018	1021
7	44,8	1600	805	1742	878	1882	950	2018	1020	2355	1192
8	51,6	1828	920	1991	1003	2150	1085	2307	1166	2691	1362
9	58,4	2057	1035	2240	1129	2419	1221	2595	1311	3027	1532
10	65,2	2285	1150	2489	1254	2688	1357	2883	1457	3364	1702
11	72,0	2514	1265	2738	1380	2957	1492	3172	1603	3700	1872
12	78,8	2742	1380	2986	1505	3226	1628	3460	1748	4036	2042

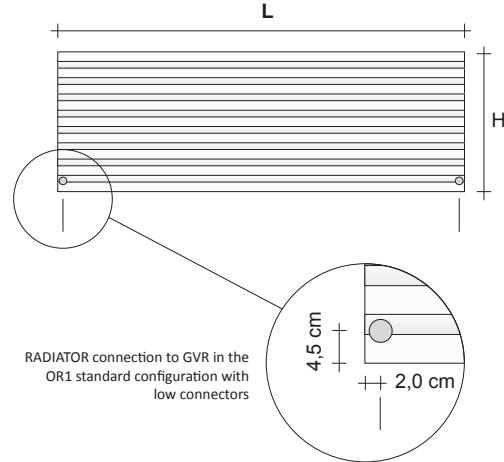
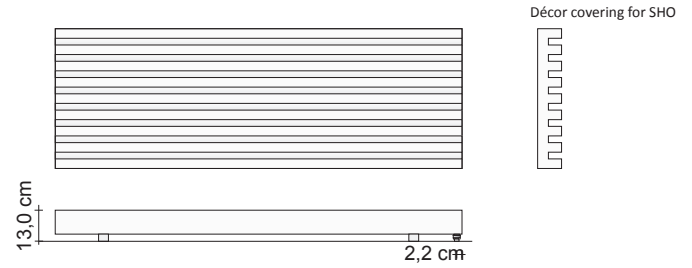
**DOUBLE**

Height (cm)		60		80		100		140		160	
No of El.	L (cm)	Watt ΔT. 50°C	Watt ΔT. 30°C	Watt ΔT. 50°C	Watt ΔT. 30°C	Watt ΔT. 50°C	Watt ΔT. 30°C	Watt ΔT. 50°C	Watt ΔT. 30°C	Watt ΔT. 50°C	Watt ΔT. 30°C
3	17,6	436	225	548	283	653	337	851	435	945	482
4	24,4	582	301	730	377	871	449	1135	581	1260	642
5	31,2	727	376	913	471	1089	561	1419	726	1575	803
6	38,0	872	451	1096	566	1307	674	1703	871	1891	964
7	44,8	1018	526	1278	660	1525	786	1987	1017	2206	1125
8	51,6	1163	601	1461	754	1743	898	2271	1162	2521	1285
9	58,4	1309	676	1644	848	1960	1010	2554	1307	2836	1446
10	65,2	1454	751	1826	942	2178	1123	2838	1452	3151	1606
11	72,0	1599	826	2009	1037						
12	78,8	1745	902	2191	1131						

Height (cm)		180		200		220		240	
No of El.	L (cm)	Watt ΔT. 50°C	Watt ΔT. 30°C	Watt ΔT. 50°C	Watt ΔT. 30°C	Watt ΔT. 50°C	Watt ΔT. 30°C	Watt ΔT. 50°C	Watt ΔT. 30°C
3	17,6	1036	529	1125	575	1211	620	1295	663
4	24,4	1382	705	1500	767	1615	826	1727	885
5	31,2	1727	882	1875	958	2018	1032	2159	1106
6	38,0	2073	1058	2250	1150	2422	1239	2591	1327
7	44,8	2418	1234	2625	1341				
8	51,6	2763	1410	2999	1533				



\*Indicative (recommended) size since the position of the shelf is height-adjustable and can therefore be placed wherever suitable.

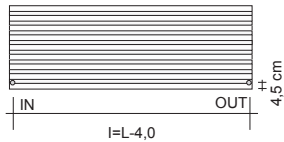


**REAR CONNECTORS supplied as standard**

These are designed for connection to the system via GVR (Remote Valve Assembly) supplied as an accessory. This type of connector, which must be specified in the order, is supplied AT NO additional charge.

**Standard connector OR1**

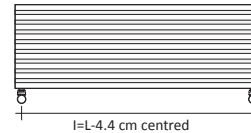
connector supplied as standard unless otherwise specified in the order



**traditional EXTERNAL CONNECTORS**

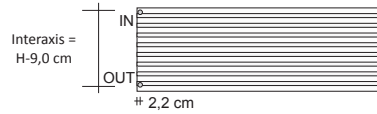
These are designed for connection to the system via a TRADITIONAL Valve and Lockshield, supplied as accessories. This type of connector, which must be specified in the order, is supplied WITH an additional charge € 50,00. The centre of the valve is 5 cm from the wall.

**Connector OB2**



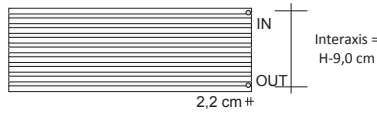
**Connector RS2**

supplied upon request AT NO additional charge



**Connector RD2**

supplied upon request AT NO additional charge



**Standard convertible valves – Z1TLNR**

	Code	Description	Finishes	
	Z1TLNR#ANR12...	Paired Valve + Lockshield - Copper angle 1/2" and/or Multi-layer 1/2"	Standard White	
	Z1KITRAC#001	6-part connector KIT: 2x Z1RAC#R12CRO / 2x Z1RAC#R14CRO / 2x Z1AC#M03CRO	Glossy Chrome	
	Z1KITRAC#002	8-part connector KIT: 2x Z1RAC#R12CRO / 2x Z1RAC#R14CRO / 2x Z1RAC#M03CRO / 2x Z1RAC#M01CRO	Glossy Chrome	

**SUPPLEMENTI COLORE** (see the official TUBES colour chart)

The additional colour charges are calculated based on Standard White (Cat. C0), the additional charges below apply to the other categories: Category C1 and C2 +10% - Category C3 +20% - RAL not in the chart +30%. As per Sample: Request feasibility and quote. Colour not available: GRGR

Product code **SHO#1400050R1ST9010R12COP9010**

**ADDITIONAL COLOUR CHARGES**

SHO#140005 Article code specified in the price table  
 OR1 Connector code see technical datasheet  
 ST Standard support code  
 9010 Colour/finish code specified in the Official TUBES COLOUR CHART  
 R12 Connector code  
 COP9010 Covering Code

See the official TUBES colour chart  
 Additional charges calculated on category C0  
 Category C1/C2 +10%, category C3 +20%  
 RAL not in the chart +30%\*  
 As per sample Subject to quote\*\*  
 \* Request the feasibility for these categories

**SIZES AVAILABLE TO ORDER:**

All sizes in WIDTH every 1 mm starting from 40 cm up to 280 cm are AVAILABLE ON DEMAND and the price is calculated on request.


**SINGLE**

Width (cm)		60		80		100		140		160	
No of El.	H (cm)	Watt ΔT. 50°C	Watt ΔT. 30°C	Watt ΔT. 50°C	Watt ΔT. 30°C	Watt ΔT. 50°C	Watt ΔT. 30°C	Watt ΔT. 50°C	Watt ΔT. 30°C	Watt ΔT. 50°C	Watt ΔT. 30°C
3	17,6	146	79	195	106	243	132	341	185	389	211
4	24,4	195	105	260	140	325	175	454	245	519	280
5	31,2	234	126	312	167	390	209	545	292	623	334
6	38,0	273	146	364	194	455	243	636	339	727	388
7	44,8	318	166	424	221	530	277	742	387	848	443
8	51,6	362	188	482	251	603	314	844	439	965	502
9	58,4	405	210	540	280	675	350	946	491	1081	561
10	65,2	451	236	602	314	752	393	1053	550	1203	628
11	72,0	500	264	667	352	834	440	1167	616	1334	704
12	78,8	549	293	732	390	915	488	1281	683	1464	780

Width (cm)		180		200		220		240		280	
No of El.	H (cm)	Watt ΔT. 50°C	Watt ΔT. 30°C	Watt ΔT. 50°C	Watt ΔT. 30°C	Watt ΔT. 50°C	Watt ΔT. 30°C	Watt ΔT. 50°C	Watt ΔT. 30°C	Watt ΔT. 50°C	Watt ΔT. 30°C
3	17,6	438	237	487	264	536	291	584	317	682	370
4	24,4	584	315	649	350	714	385	779	420	909	490
5	31,2	701	376	779	418	857	460	935	502	1091	585
6	38,0	818	437	909	485	1000	534	1091	582	1273	679
7	44,8	954	498	1061	554	1167	609	1273	665	1485	775
8	51,6	1085	565	1206	628	1326	690	1447	753	1688	878
9	58,4	1216	631	1351	701	1486	771	1621	841	1891	981
10	65,2	1354	707	1504	786	1655	864	1805	943	2106	1100
11	72,0	1500	791	1667	879	1834	968	2000	1055	2334	1231
12	78,8	1647	878	1830	975	2013	1073	2196	1170	2562	1365


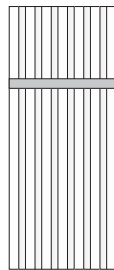
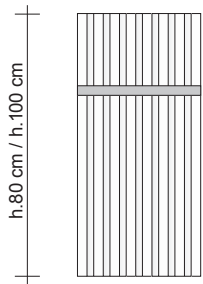
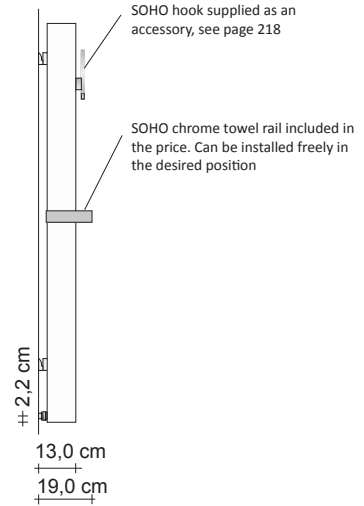
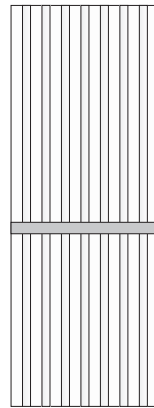
**Remote valve assembly – GVR**

For more information on the choice of valves, see p. 316

	Code	Description	Finishes
	GVR#... GVRTG#...	RECESSED Valve that can be fitted with a thermostat and Lockshield assembly for REMOTE connection RECESSED thermostatic valve and Lockshield assembly for REMOTE connection*	Chromed Plated
GVRC#... GVRTC#...	RECESSED Valve that can be fitted with a thermostat and Lockshield assembly for REMOTE connection RECESSED thermostatic valve and Lockshield assembly for REMOTE connection*	Coloured Coloured	
Plated finishes: See table of Tubes special finishes Colored Finishes: see categories C0, C1, C2 and C3 of the Tubes color chart * The price does not include the cost of the thermostatic head (see page 324)			



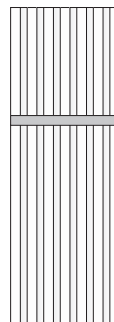
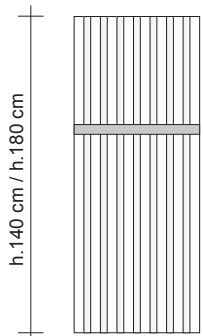
Aesthetic covering for SHVB#



51,6 cm  
 Interaxis 5 cm  
 Interaxis "s"=46,6 cm

44,8 cm  
 Interaxis 5 cm  
 Interaxis "s"=36,6 cm

31,2 cm  
 Interaxis "s"=ND NOT available



51,6 cm  
 Interaxis 5 cm  
 Interaxis "s"=46,6 cm


44,8 cm  
 Interaxis 5 cm  
 Interaxis "s"=36,6 cm

31,2 cm  
 Interaxis "s"=ND NOT available

**POSSIBLE CONNECTORS**

SOHO BATHROOM is available with rear connectors designed for connection to the system via GVR (Remote Valve Assembly) or with the double connector C5B designed for connection via traditional valves both with the centred 5 cm interaxis and with the specific interaxis "S". This type of connector, which must be specified in the order, is supplied AT NO additional charge. For other types of connectors, consult the Soho Vertical on page 188.


**Connector on request  
 R05**



IN | OUT  
 l=5 cm centred

Centred rear connection at 5 cm. Requires assembly of GVR, supplied as an accessory.

**Standard Connector C5B**



double interaxis  
 i=5 cm and "S"

Double connector with low connection both centred at 5 cm as well as with heated towel rail interaxis "S", valves not included

SHVB#130007     **Article code specified in the price table**  
 C5B             Connector code see technical datasheet  
 ST               Standard support code  
 916P            Colour/finish code specified in the Official TUBES COLOUR CHART

**ADDITIONAL COLOUR CHARGES**  
 See the official TUBES color chart for color definition; see the price list below for the price.

**ACCESSORIES**

Code GVR             Remote Valve Assembly, CHROME finish  
 Code GVRC           Remote Valve Assembly, COLOURED finish

**ADDITIONAL CHARGES FOR ANODISED FINISHES**

The prices specified in the table refer to the Silver Anodised Aluminium finish code A0\_ANAR. For the other anodising versions the surcharge is 10%. Please refer to the TUBES table for anodised finishes.

**SIZES AVAILABLE TO ORDER:**

All the sizes in HEIGHT every 1 mm starting from 60 cm up to 200 cm area AVAILABLE TO ORDER and the price is calculated upon request.

		COLOURED version			ANODIZED version		
H (cm)	L (cm)	Model	Watt ΔT. 50°C	Watt ΔT. 30°C	Model	Watt ΔT. 50°C	Watt ΔT. 30°C
80,0	31,2	SHVB#080005	588	301	SHVBA#080005	576	295
80,0	44,8	SHVB#080007	824	422	SHVBA#080007	808	413
80,0	51,6	SHVB#080008	942	482	SHVBA#080008	923	473
100,0	31,2	SHVB#100005	707	361	SHVBA#100005	693	353
100,0	44,8	SHVB#100007	990	505	SHVBA#100007	970	495
100,0	51,6	SHVB#100008	1131	577	SHVBA#100008	1108	565
140,0	31,2	SHVB#140005	931	470	SHVBA#140005	912	461
140,0	44,8	SHVB#140007	1304	659	SHVBA#140007	1278	645
140,0	51,6	SHVB#140008	1490	753	SHVBA#140008	1460	738
180,0	31,2	SHVB#180005	1143	575	SHVBA#180005	1119	564
180,0	44,8	SHVB#180007	1600	805	SHVBA#180007	1568	789
180,0	51,6	SHVB#180008	1828	920	SHVBA#180008	1791	902



SOHO CHROME-PLATED towel rail



SOHO CHROME-PLATED hook



SOHO COLOURED Towel rail



SOHO COLOURED hook

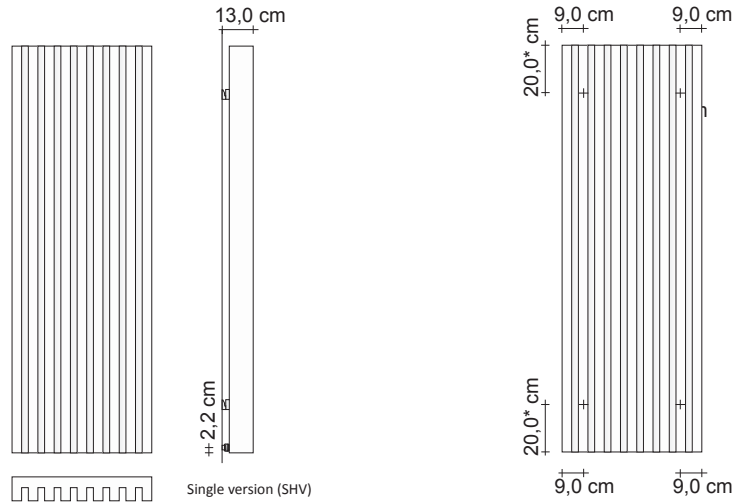
Model	Description	Finishes
GALVANIC finish ZASHEG#AP... ZASHEG#PS005... ZASHEG#PS007... ZASHEG#PS008...	OPEN towel rail for SOHO ELECTRIC GALVANIC Coloured Towel rail for SOHO ELECTRIC SHVE 5 elements Coloured Towel rail for SOHO ELECTRIC SHVE 7 elements Coloured Towel rail for SOHO ELECTRIC SHVE 8 elements	Chrome, Polished Tin, Black Nickel and Gold
COLOURED finish ZASHE#PA... ZASHE#PS005... ZASHE#PS007... ZASHE#PS008...	OPEN towel rail for SOHO ELECTRIC COLOURED Coloured Towel rail for SOHO ELECTRIC SHVE 5 elements Coloured Towel rail for SOHO ELECTRIC SHVE 7 elements Coloured Towel rail for SOHO ELECTRIC SHVE 8 elements	Tubes Colours* cat. C0, C1, C2

**Standard convertible valves and GVR**

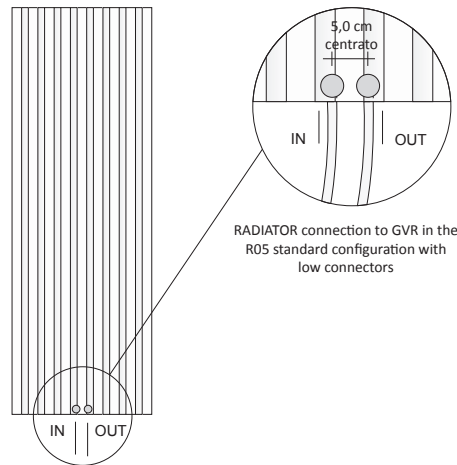
For more information on the choice of valves, see p. 316

Code	Description	Finishes
Z1TLNR#ANR12...	Paired Valve + Lockshield - Copper angle 1/2" and/or Multi-layer 1/2"	Standard White
Z1KITRAC#001	6-part connector KIT: 2x Z1RAC#R12CRO / 2x Z1RAC#R14CRO / 2x Z1AC#M03CRO	Glossy Chrome
Z1KITRAC#002	8-part connector KIT: 2x Z1RAC#R12CRO / 2x Z1RAC#R14CRO / 2x Z1RAC#M03CRO / 2x Z1RAC#M01CRO	Glossy Chrome
GVR#... GVRTG#...	RECESSED Valve that can be fitted with a thermostat and Lockshield assembly for REMOTE connection RECESSED thermostatic valve and Lockshield assembly for REMOTE connection*	Chromed Plated
GVRC#... GVRTC#...	RECESSED Valve that can be fitted with a thermostat and Lockshield assembly for REMOTE connection RECESSED thermostatic valve and Lockshield assembly for REMOTE connection*	Coloured Coloured
Plated finishes: See table of Tubes special finishes Colored Finishes: see categories C0, C1, C2 and C3 of the Tubes color chart * The price does not include the cost of the thermostatic head (see page 324)		





\*Indicative (recommended) size since the position of the shelf is height-adjustable and can therefore be placed wherever suitable.



**REAR CONNECTIONS**

They allow connection to the system via GVR (Remote Valve Assembly) supplied as an accessory. This type of connectors, to be specified at the time of ordering, is provided WITHOUT additional charge.

**traditional EXTERNAL CONNECTORS**

These are designed for connection to the system via a TRADITIONAL Valve and Lockshield, supplied as accessories. This type of connector, which must be specified in the order, is supplied WITH an additional charge € 50,00. The centre of the valve is 5 cm from the wall.

**Standard connector R05**  
5 cm at the bottom

**Connector RS1**  
Connection to Left

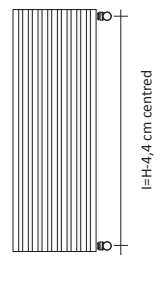



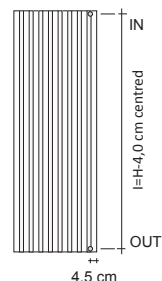


**Connector RD1**  
Connection to Right

**Connector upon request C05**  
Centred low connection at 5 cm

**Connector B2M**  
CUSTOMISED external low connection

**Connector on request OS1**  
Connection to Left

**Connector on request OD2**  
Connection to Right



in this case, you need to specify "d" and "i" which must respect the following recommendations:  
i min.=5 cm d min.=2.5 cm

Product code **SHVA#180004R05STANARR12COPOCRO**

SHVA#180004	Article code specified in the price table
R05	Connector code see technical datasheet
ST	Standard support code
ANAR	Colour/finish code specified in the Official TUBES COLOUR CHART
R12	Connector code
COPOCRO	Covering Code

**ADDITIONAL CHARGES FOR ANODISED FINISHES**

The prices specified in the table refer to the Silver Anodised Aluminium finish code A0\_ANAR. For the other anodising versions the surcharge is 10%. Please refer to the TUBES table for anodised finishes.


**SIZES AVAILABLE TO ORDER:**

All the sizes in HEIGHT every 1 mm starting from 60 cm up to 200 cm area AVAILABLE TO ORDER and the price is calculated upon request.

**SINGLE ANODISED**


Height (cm)	No of El.	L (cm)	80		100		140		180	
			Watt ΔT. 50°C	Watt ΔT. 30°C	Watt ΔT. 50°C	Watt ΔT. 30°C	Watt ΔT. 50°C	Watt ΔT. 30°C	Watt ΔT. 50°C	Watt ΔT. 30°C
3	3	17,6	346	177	416	212	548	277	672	338
4	4	24,4	462	236	555	283	730	369	896	451
5	5	31,2	576	295	693	353	912	461	1120	564
6	6	38,0	692	354	831	424	1095	553	1344	676
7	7	44,8	808	413	970	495	1278	645	1568	789
8	8	51,6	923	473	1108	565	1460	738	1791	902
9	9	58,4	1038	531	1247	636	1642	830	2016	1015
10	10	65,2	1153	591	1386	707	1825	922	2239	1127
11	11	72,0	1269	650	1524	777	2008	1014	2464	1240
12	12	78,8	1384	708	1663	848	2190	1106	2687	1352

**Standard convertible valves – Z1TLNR**

	Code	Description	Finishes
	Z1TLNR#ANR12...	Paired Valve + Lockshield - Copper angle 1/2" and/or Multi-layer 1/2"	Standard White
	Z1KITRAC#001	6-part connector KIT: - 2x Z1RAC#R12CRO - 2x Z1RAC#R14CRO - 2x Z1AC#M03CRO	Glossy Chrome
	Z1KITRAC#002	8-part connector KIT: - 2x Z1RAC#R12CRO - 2x Z1RAC#R14CRO - 2x Z1RAC#M03CRO - 2x Z1RAC#M01CRO	Glossy Chrome


**Remote valve assembly – GVR**

For more information on the choice of valves, see p. 316

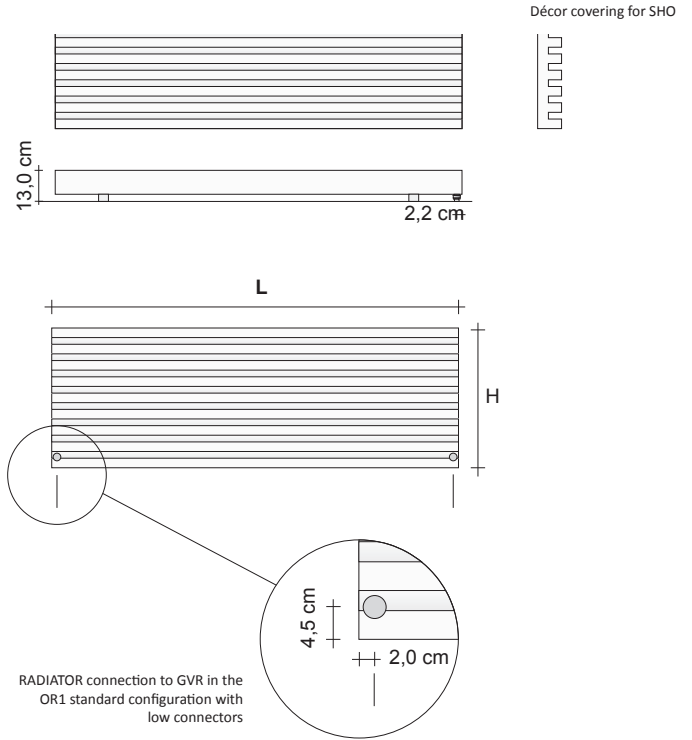
	Code	Description	Finishes
	GVR#...	RECESSED Valve that can be fitted with a thermostat and Lockshield assembly for REMOTE connection	Chromed Plated
	GVRTG#...	RECESSED thermostatic valve and Lockshield assembly for REMOTE connection*	
	GVRC#...	RECESSED Valve that can be fitted with a thermostat and Lockshield assembly for REMOTE connection	Coloured Coloured
GVRTC#...	RECESSED thermostatic valve and Lockshield assembly for REMOTE connection*		

Plated finishes: See table of Tubes special finishes  
 Colored Finishes: see categories C0, C1, C2 and C3 of the Tubes color chart  
 \* The price does not include the cost of the thermostatic head (see page 324)





\*Indicative (recommended) size since the position of the shelf is height-adjustable and can therefore be placed wherever suitable.



**REAR CONNECTORS supplied as standard**

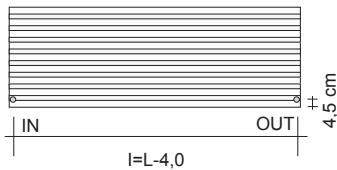
These are designed for connection to the system via GVR (Remote Valve Assembly) supplied as an accessory. This type of connector, which must be specified in the order, is supplied AT NO additional charge.

**traditional EXTERNAL CONNECTORS**

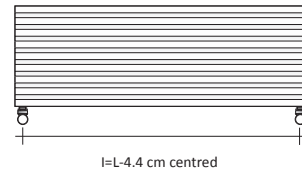
These are designed for connection to the system via a TRADITIONAL Valve and Lockshield, supplied as accessories. This type of connector, which must be specified in the order, is supplied WITH an additional charge € 50,00. The centre of the valve is 5 cm from the wall.

**Standard connector OR1**

connector supplied as standard unless otherwise specified in the order

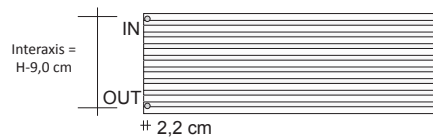


**Connector OB2**



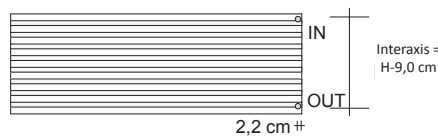
**Connector RS2**

supplied upon request AT NO additional charge



**Connector RD2**

supplied upon request AT NO additional charge



Product code **SHOA#1700040R1STANARR12COP0CRO**

SHOA#170004	Article code specified in the price table
OR1	Connector code see technical datasheet
ST	Standard support code
ANAR	Colour/finish code specified in the Official TUBES COLOUR CHART
R12	Connector code
COP0CRO	Covering Code

**ADDITIONAL CHARGES FOR ANODISED FINISHES**

The prices specified in the table refer to the Silver Anodised Aluminium finish code A0\_ANAR. For the other anodising versions the surcharge is 10%. Please refer to the TUBES table for anodised finishes.

**SIZES AVAILABLE TO ORDER:**


All the sizes in WIDTH every 1 mm starting from 60 cm up to 200 cm area AVAILABLE TO ORDER and the price is calculated upon request.

**SINGLE HORIZONTAL ANODISED**

Width (cm)		80		100		140		180	
No of El.	H (cm)	Watt ΔT. 50°C	Watt ΔT. 30°C	Watt ΔT. 50°C	Watt ΔT. 30°C	Watt ΔT. 50°C	Watt ΔT. 30°C	Watt ΔT. 50°C	Watt ΔT. 30°C
3	17,6	185	100	231	125	324	176	416	226
4	24,4	247	133	309	167	431	233	555	299
5	31,2	296	159	371	199	518	278	666	357
6	38,0	346	185	432	231	604	322	777	415
7	44,8	403	210	504	263	705	368	906	473
8	51,6	458	238	573	298	802	417	1031	536
9	58,4	513	266	641	333	899	466	1155	599
10	65,2	572	299	714	373	1000	523	1286	672
11	72,0	634	334	792	418	1109	585	1425	752
12	78,8	695	371	869	463	1217	648	1565	834


The prices specified in the table refer to the Silver Anodised Aluminium finish.

**Standard convertible valves – Z1TLNR**

	Code	Description	Finishes
	Z1TLNR#ANR12...	Paired Valve + Lockshield - Copper angle 1/2" and/or Multi-layer 1/2"	Standard White
	Z1KITRAC#001	6-part connector KIT: - 2x Z1RAC#R12CRO - 2x Z1RAC#R14CRO - 2x Z1AC#M03CRO	Glossy Chrome
	Z1KITRAC#002	8-part connector KIT: - 2x Z1RAC#R12CRO - 2x Z1RAC#R14CRO - 2x Z1RAC#M03CRO - 2x Z1RAC#M01CRO	Glossy Chrome

**Remote valve assembly – GVR**

For more information on the choice of valves, see p. 316

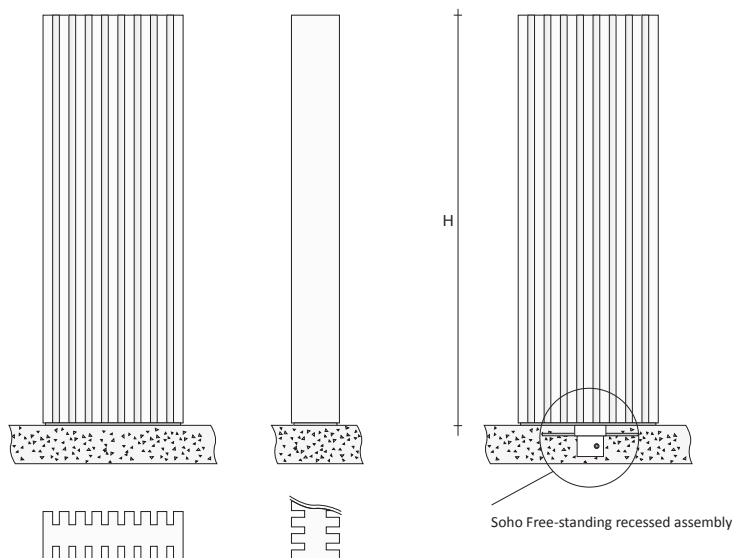
	Code	Description	Finishes
	GVR#...	RECESSED Valve that can be fitted with a thermostat and Lockshield assembly for REMOTE connection	Chromed Plated
	GVRTG#...	RECESSED thermostatic valve and Lockshield assembly for REMOTE connection*	
	GVRC#...	RECESSED Valve that can be fitted with a thermostat and Lockshield assembly for REMOTE connection	Coloured Coloured
GVRTC#...	RECESSED thermostatic valve and Lockshield assembly for REMOTE connection*		

Plated finishes: See table of Tubes special finishes  
 Colored Finishes: see categories C0, C1, C2 and C3 of the Tubes color chart  
 \* The price does not include the cost of the thermostatic head (see page 324)

# SOHO FREE-STANDING VERTICAL DOUBLE HYDRAULIC

DESIGN radiator with hydraulic system in ALUMINUM

Price for radiator in Standard White code 9010 where specified and standard connectors – VAT and transport excluded.



Product code **SHVDF#1600039010COP9010**

SHVDF#160003 Article code specified in the price table  
 ST Standard support code  
 9010 Colour/finish code specified in the Official TUBES COLOUR CHART  
 R12 Connector code  
 COP9010 Covering Code

### ADDITIONAL COLOUR CHARGES

See the official TUBES colour chart  
 Additional charges calculated on category C0  
 Category C1/C2 +10%, category C3 +20%  
 RAL not in the chart +30%\*  
 As per sample Subject to quote\*\*

### FREESTANDING DOUBLE

Height (cm)	60		80		100		140		160		180		
No of El.	L (cm)	Watt ΔT. 50°C	Watt ΔT. 30°C	Watt ΔT. 50°C	Watt ΔT. 30°C	Watt ΔT. 50°C	Watt ΔT. 30°C	Watt ΔT. 50°C	Watt ΔT. 30°C	Watt ΔT. 50°C	Watt ΔT. 30°C	Watt ΔT. 50°C	Watt ΔT. 30°C
3	17,6	436	225	548	283	653	337	851	435	945	482	1036	529
4	24,4	582	301	730	377	871	449	1135	581	1260	642	1382	705
5	31,2	727	376	913	471	1089	561	1419	726	1575	803	1727	882
6	38,0	872	451	1096	566	1307	674	1703	871	1891	964	2073	1058
7	44,8	1018	526	1278	660	1525	786	1987	1017	2206	1125	2418	1234
8	51,6	1163	601	1461	754								
9	58,4	1309	676	1644	848								
10	65,2	1454	751	1826	942								
11	72,0	1599	826	2009	1037								
12	78,8	1745	902	2191	1131								

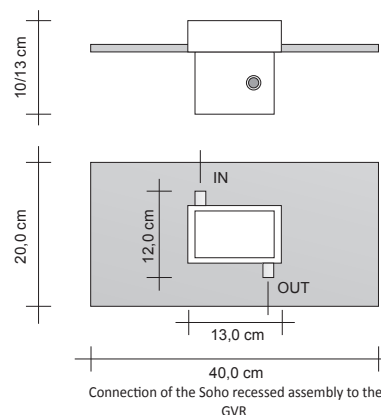
### SOHO VERT. DOUBLE FREE-STANDING RECESS (recessed part)

Model

INCSHVDF# Recessed part SOHO vertical double

### FLOOR RECESSED ASSEMBLY Code INCSHVDF

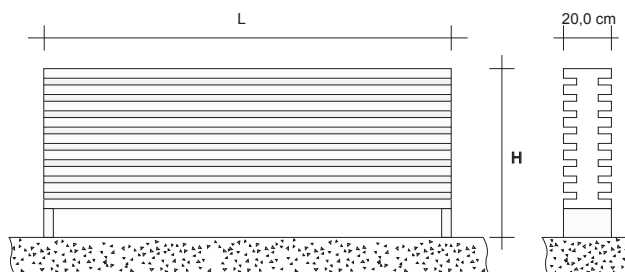
The recessed assembly can also be ordered separately and it is compulsory in order to install it in the Soho Free-standing. This recessed assembly is connected to the central heating system via the GVR



# SOHO FREE-STANDING HORIZONTAL DOUBLE HYDRAULIC

ELEMENTS hydraulic collection

Price for radiator in Standard White code 9010 where specified and standard connectors – VAT and transport excluded.



## FREESTANDING DOUBLE

Width (cm)	100		140		160		180		200		
No of El.	H (cm)	Watt ΔT. 50°C	Watt ΔT. 30°C	Watt ΔT. 50°C	Watt ΔT. 30°C	Watt ΔT. 50°C	Watt ΔT. 30°C	Watt ΔT. 50°C	Watt ΔT. 30°C	Watt ΔT. 50°C	Watt ΔT. 30°C
3	29,6	282	149	386	203	444	234	507	267	574	303
4	36,4	376	199	515	271	592	312	676	356	766	404
5	43,2	470	248	644	338	740	389	844	445	957	505
6	50,0	564	298	773	406	888	467	1013	534	1148	606
7	56,8	658	347	901	474	1037	546	1182	623	1340	707

CONNECTORS INTERAXIS = L - 5 cm

Width (cm)	220		240		280		
No of El.	H (cm)	Watt ΔT. 50°C	Watt ΔT. 30°C	Watt ΔT. 50°C	Watt ΔT. 30°C	Watt ΔT. 50°C	Watt ΔT. 30°C
3	29,6	647	342	706	374	824	437
4	36,4	863	456	941	498	1098	582
5	43,2	1079	570	1177	623	1373	727

CONNECTORS INTERAXIS = L - 5 cm

## ADDITIONAL COLOUR CHARGES

See the official TUBES colour chart  
 Additional charges calculated on category C0  
 Category C1/C2 +10%, category C3 +20%  
 RAL not in the chart +30%\*  
 As per sample Subject to quote\*\*

## Remote valve assembly – GVR

For more information on the choice of valves, see p. 316

Code	Description	Finishes
GVR#...	RECESSED Valve that can be fitted with a thermostat and Lockshield assembly for REMOTE connection	Chromed Plated
GVRTG#...	RECESSED thermostatic valve and Lockshield assembly for REMOTE connection*	
GVRC#...	RECESSED Valve that can be fitted with a thermostat and Lockshield assembly for REMOTE connection	Coloured Coloured
GVRTC#...	RECESSED thermostatic valve and Lockshield assembly for REMOTE connection*	

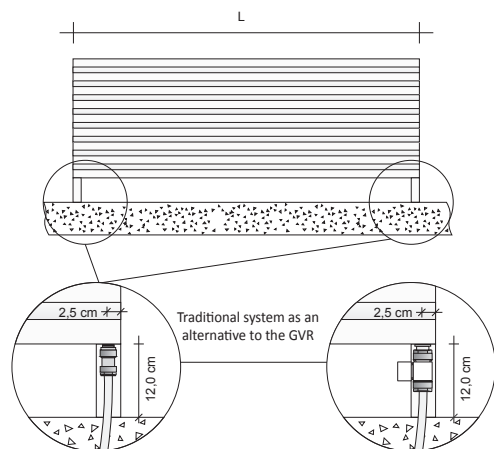
Plated finishes: See table of Tubes special finishes  
 Colored Finishes: see categories C0, C1, C2 and C3 of the Tubes color chart  
 \* The price does not include the cost of the thermostatic head (see page 324)



## Valve for SOHO FREE-STANDING Horizontal DOUBLE - Z1SHNR

Code	Description	Finishes
Z1SHNR#	Valve for SOHO Free-standing Horizontal DOUBLE	Glossy Chrome
Z1RAC#...	Fitting for valve Z SHNR (2 PCS)	

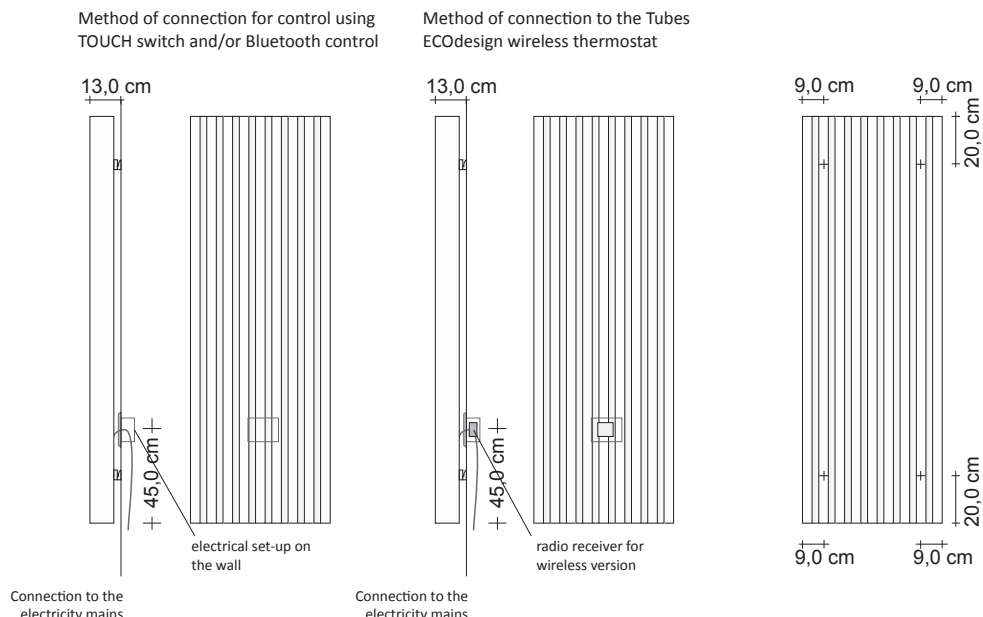
Paired special STRAIGHT Valve and Lockshield for SOHO Free-standing Horizontal Double



Connection to the Remote Valve Assembly GVR with SH1 connectors

Connection to the central heating system via special Valves code Z1SHNR# SH2 Connectors with an extra charge of € 50.00

Price per radiator in Standard Tubes colour / Anodised Silver if specified – VAT and transport excluded.



**SOHO ELECTRIC - Coloured and Anodised**

Code Colour Version	H (cm)	L (cm)	Electrical Resistance (Watts)	Code Anodised Version
<b>Version with control and adjustment via TOUCH Switch</b>				
SHVEL#140003	140,0	17,6	500 W	SHVAEL#140003
SHVEL#140005	140,0	31,2	800 W	SHVAEL#140005
SHVEL#140007	140,0	44,8	1100 W	SHVAEL#140007
SHVEL#180003	180,0	17,6	650 W	SHVAEL#180003
SHVEL#180005	180,0	31,2	1000 W	SHVAEL#180005
SHVEL#180007	180,0	44,8	1350 W	SHVAEL#180007
<b>Version with control via TOUCH switch, adjustment and programming via wireless digital thermostat code ZRF007</b>				
SHVEW#140003	140,0	17,6	500 W	SHVAEW#140003
SHVEW#140005	140,0	31,2	800 W	SHVAEW#140005
SHVEW#140007	140,0	44,8	1100 W	SHVAEW#140007
SHVEW#180003	180,0	17,6	650 W	SHVAEW#180003
SHVEW#180005	180,0	31,2	1000 W	SHVAEW#180005
SHVEW#180007	180,0	44,8	1350 W	SHVAEW#180007
<b>Version with control with TOUCH switch, adjustment and programming via smartphone</b>				
SHVEB#140003	140,0	17,6	500 W	SHVAEB#140003
SHVEB#140005	140,0	31,2	800 W	SHVAEB#140005
SHVEB#140007	140,0	44,8	1100 W	SHVAEB#140007
SHVEB#180003	180,0	17,6	650 W	SHVAEB#180003
SHVEB#180005	180,0	31,2	1000 W	SHVAEB#180005
SHVEB#180007	180,0	44,8	1350 W	SHVAEB#180007



SOHO PLATED towel rail



SOHO PLATED hook



Towel rail SOHO COLOURED



SOHO COLOURED hook

Model

Descrizione

Finishes

GALVANIC finish  
ZASHEG#AP...  
ZASHEG#PS005...  
ZASHEG#PS007...  
ZASHEG#PS008...

OPEN towel rail for SOHO ELECTRIC GALVANIC  
Coloured Towel rail for SOHO ELECTRIC SHVE 5 elements  
Coloured Towel rail for SOHO ELECTRIC SHVE 7 elements  
Coloured Towel rail for SOHO ELECTRIC SHVE 8 elements

Chrome, Polished Tin, Black  
Nickel and Gold

COLOURED finish  
ZASHE#PA...  
ZASHE#PS005...  
ZASHE#PS007...  
ZASHE#PS008...

OPEN towel rail for SOHO ELECTRIC COLOURED  
Coloured Towel rail for SOHO ELECTRIC SHVE 5 elements  
Coloured Towel rail for SOHO ELECTRIC SHVE 7 elements  
Coloured Towel rail for SOHO ELECTRIC SHVE 8 elements

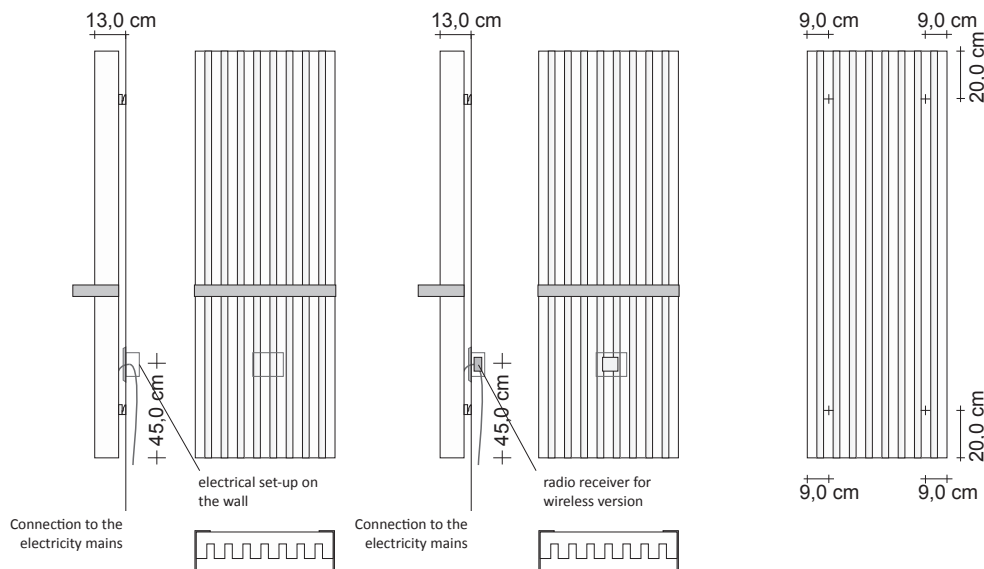
Tubes Colours\* cat.  
C0, C1, C2, C3

Price per radiator in Matt White colour code 916P / Anodised Silver if specified – VAT and transport excluded.



Method of connection for control using TOUCH switch and/or Bluetooth control

Method of connection to the Tubes ECOdesign wireless thermostat



The SOHO BATHROOM ELECTRIC is provided with the towel rail in chrome finish.

Code Colour Version	H (cm)	L (cm)	Electrical Resistance (Watts)	Code Anodised Version
<b>Version with control and adjustment via TOUCH Switch</b>				
SHVBEL#140005	140,0	31,2	800 W	SHVBAEL#140005
SHVBEL#140007	140,0	44,8	1100 W	SHVBAEL#140007
SHVBEL#180005	180,0	31,2	1000 W	SHVBAEL#180005
SHVBEL#180007	180,0	44,8	1350 W	SHVBAEL#180007
<b>Version with control via TOUCH switch, adjustment and programming via wireless digital thermostat code ZRF007</b>				
SHVBEW#140005	140,0	31,2	800 W	SHVBAEW#140005
SHVBEW#140007	140,0	44,8	1100 W	SHVBAEW#140007
SHVBEW#180005	180,0	31,2	1000 W	SHVBAEW#180005
SHVBEW#180007	180,0	44,8	1350 W	SHVBAEW#180007
<b>Version with control with TOUCH switch, adjustment and programming via smartphone</b>				
SHVBEB#140005	140,0	31,2	800 W	SHVBAEB#140005
SHVBEB#140007	140,0	44,8	1100 W	SHVBAEB#140007
SHVBEB#180005	180,0	31,2	1000 W	SHVBAEB#180005
SHVBEB#180007	180,0	44,8	1350 W	SHVBAEB#180007

Product code **SHVBEL#140005ST9010COP9010**

- SHVBEL#140005 Article code specified in the price table
- 9010 Colour/finish code specified in the Official TUBES COLOUR CHART
- COP9010 Covering Code

**ADDITIONAL COLOUR CHARGES**

See the official TUBES colour chart  
 Additional charges calculated on category C0  
 RAL not in the colour chart +30%\*  
 As per sample Subject to quote\*\*  
 \* Request the feasibility for these categories

**ADDITIONAL CHARGES FOR ANODISED FINISHES**

See special finishes chart on page 355 cod. A1-ANGT