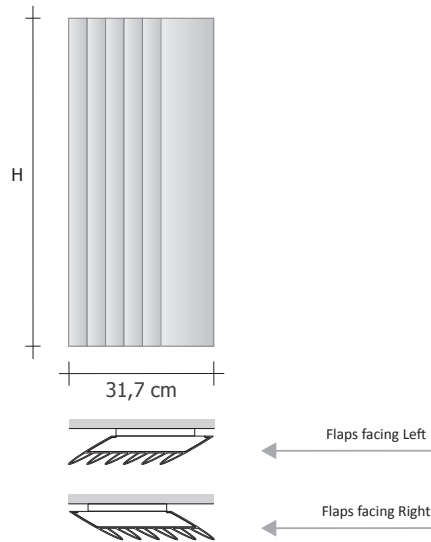


# STEP-BY-STEP SINGLE HYDRAULIC AND MIXED (Hydraulic/Electric)

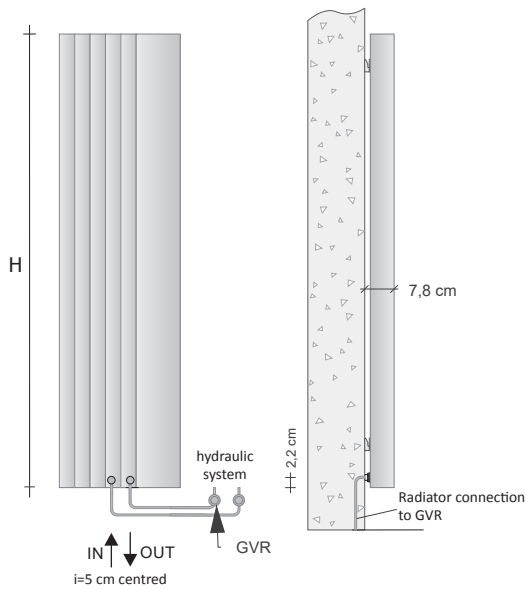
DESIGN radiator with hydraulic system in ALUMINUM



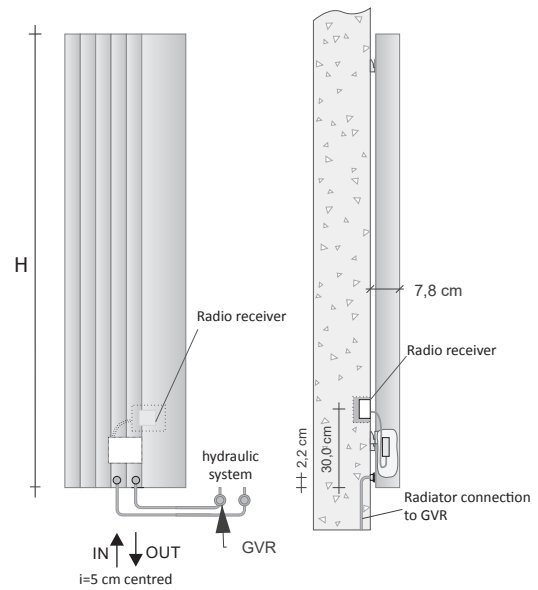
SINGLE module version



HYDRAULIC version




MIXED version (Hydraulic+Electric)



**Standard Rear connector**  
available at no additional charge.  
Connection to the system via  
Remote Valve Assembly (GVR)  
supplied as an accessory.

5 cm centred interaxis



**External connector**  
traditional type supplied with an  
additional charge of €50.00

Connection to the system via  
traditional valves supplied as an  
accessory.

5 cm centred interaxis

CHRONOTHERMOSTAT + RECEIVER  
max 6,0 mt

In the electric version, the ECODESIGN digital CHRONOTHERMOSTAT KIT is supplied on request and includes the wireless receiver. (code ZRF007)

Product code **SBS#SX180R05STBARGR12-SBS2#SX180R05STBARGR12**

SBS#SX180-SBS2#SX180 Article code specified in the price table  
 BARG Colour/finish code specified in the Official TUBES COLOUR CHART  
 R12 Connector code  
 LEFT Flap

ADDITIONAL COLOUR CHARGES See the official TUBES colour chart

The additional colour charges are calculated based on Standard colours  
 RAL Not in the chart +30%\*

As per sample as per quote\*





\* Request the feasibility for these categories

RAL not in the chart +30% subject to feasibility request

Per sample Request feasibility and quote.

All glossy colours including the GRCR Grey Chrome finish are NOT available for the STEP-BY-STEP model.

**SBS / SBSM - STEP-by-STEP - SINGLE module HYDRAULIC / MIXED version**

HYDRAULIC version		MIXED version		H (cm)	L (cm)	Electrical* Resistance (Watts)	Heat output in Watts COLOURED version		Hydraulic Version	Mixed Version
Flap on Left	Flap on Right	Flap on Left	Flap on Right				ΔT. 50°C	ΔT. 30°C		
				120,0	31,7	400 W	401	209		
SBS#SX140	SBS#DX140	SBSM#SX140	SBSM#DX140	140,0	31,7	500 W	476	251		
SBS#SX160	SBS#DX160	SBSM#SX160	SBSM#DX160	160,0	31,7	550 W	458	290		
SBS#SX180	SBS#DX180	SBSM#SX180	SBSM#DX180	180,0	31,7	600 W	614	324		
SBS#SX200	SBS#DX200	SBSM#SX200	SBSM#DX200	200,0	31,7	700 W	675	355		


\* Heating element for the MIXED version

\*\* Standard colour: code BARG - Wrinkled White; code 907R - Wrinkled Grey Aluminium; code GRAN - Wrinkled Charcoal Metallic Grey; code 804R Wrinkled Copper Brown; code AVOR Wrinkled Ivory.  
 NON-standard colours: All MATT finishes of Tubes colour chart with 20% additional charge on the standard finishes price.

**STEP BY STEP accessories**



Hook code ZASBSG#AP...



Towel rail code ZASBSG#PS...

Code	Description	Finishes
ZASBS#AP ZASBS#PS	COLORURED hook for STEP-BY-STEP Towel rail L.32,5 x 4,0 cm for STEP-BY-STEP COLOURED	Tubes Colours* cat. C0, C1, C2, C3
ZASBSG#AP ZASBSG#PS	GALVANIC hook for STEP-BY-STEP Towel rail L.32,5 x 4,0 cm for STEP-BY-STEP GALVANIC	Chrome, Polished Tin, Black Nickel and Gold

**Standard convertible valves – Z1TLNR**

Code	Description	Finishes
Z1TLNR#ANR12...	Paired Valve + Lockshield - Copper angle 1/2" and/or Multi-layer 1/2"	Standard White
2 x Z1RAC#R12CRO	Paired 12 mm copper pipe unions	Glossy Chrome
ZRCF2#	Kit with pipe collars for Radiator	Glossy Chrome

**Remote valve assembly – GVR**

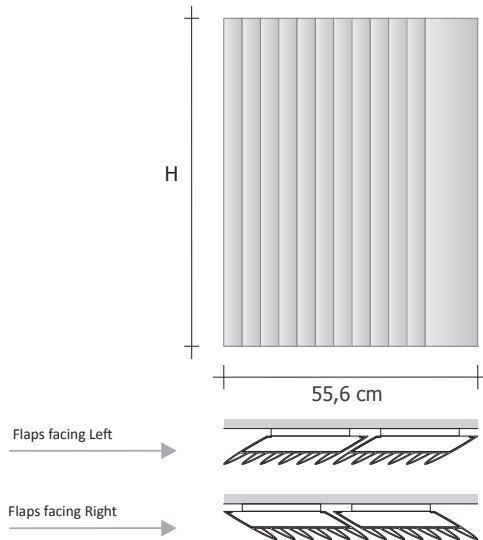
For more information on the choice of valves, see p. 316

Code	Description	Finishes
GVR#... GVRTG#...	RECESSED Valve that can be fitted with a thermostat and Lockshield assembly for REMOTE connection RECESSED thermostatic valve and Lockshield assembly for REMOTE connection*	Chromed Plated
GVRC#... GVRTC#...	RECESSED Valve that can be fitted with a thermostat and Lockshield assembly for REMOTE connection RECESSED thermostatic valve and Lockshield assembly for REMOTE connection*	Coloured Coloured

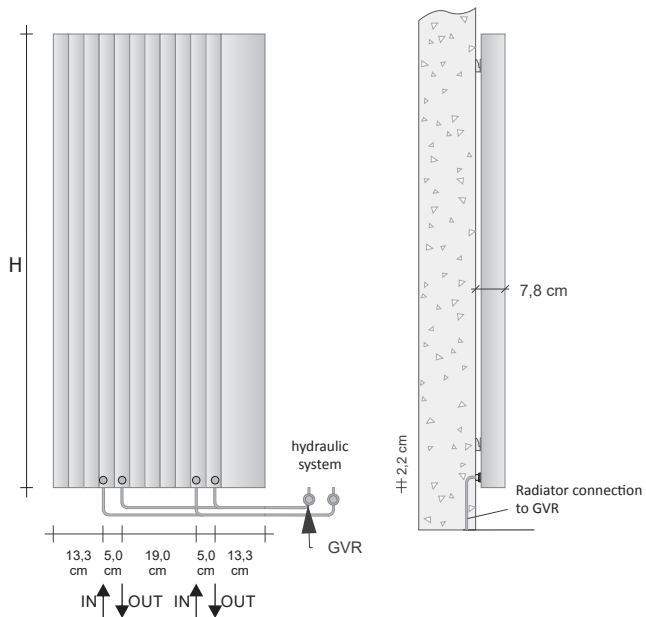
Plated finishes: See table of Tubes special finishes  
 Colored Finishes: see categories C0, C1, C2 and C3 of the Tubes color chart  
 \* The price does not include the cost of the thermostatic head (see page 324)



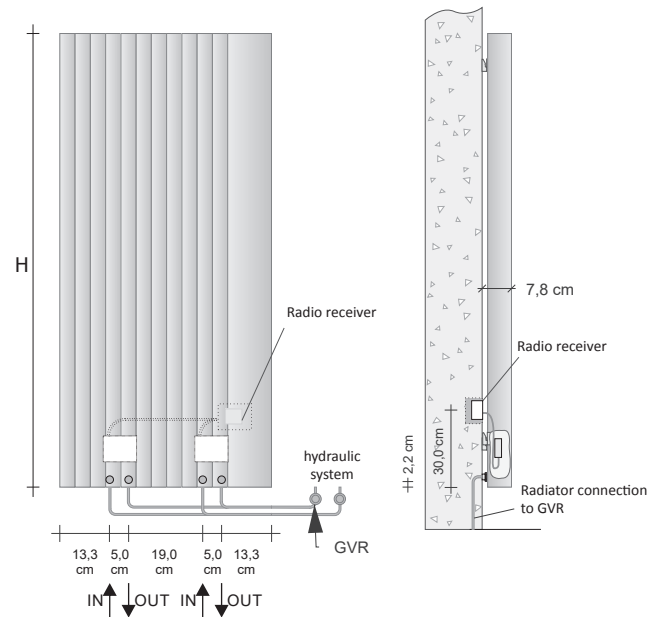
DOUBLE module version



HYDRAULIC version

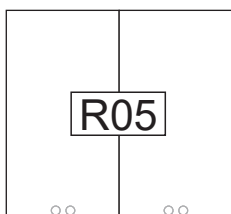


MIXED version (Hydraulic+Electric)



**Rear connector R05**

(DOUBLE connection at the rear as per the diagram below, supplied as standard without any additional charge, ONLY CONNECTION METHOD AVAILABLE in the DOUBLE Module version)



**DOUBLE Standard Rear Connector** available at no additional charge

Connection to the system via Remote Valve Assembly (GVR) supplied as an accessory.

CHRONOTHERMOSTAT + RECEIVER  
max 6,0 mt

In the electric version, the ECODESIGN digital CHRONOTHERMOSTAT KIT is supplied on request and includes the wireless receiver. (code ZRF007)

Product code **SBS2#SX180R05STBARGR12W3-SBS2M#SX180R05STBARGR12W8**

SBS2#SX180-SBS2M#SX180 Article code specified in the price table  
 BARG Colour/finish code specified in the Official TUBES COLOUR CHART  
 R12 Connector code  
 LEFT Flap

ADDITIONAL COLOUR CHARGES See the official TUBES colour chart

The additional colour charges are calculated based on Standard colours RAL Not in the chart +30%\*

As per sample as per quote\*





\* Request the feasibility for these categories

RAL not in the chart +30% subject to feasibility request

Per sample Request feasibility and quote.

All glossy colours including the GRCR Grey Chrome finish are NOT available for the STEP-BY-STEP model.

**SBS2 / SBS2M - STEP-by-STEP - DOUBLE module HYDRAULIC / MIXED version**

HYDRAULIC version		MIXED version		H (cm)	L (cm)	Electrical* Resistance (Watts)	Heat output in Watts COLOURED version		Hydraulic Version	Mixed Version
Flap on Left	Flap on Right	Flap on Left	Flap on Right				ΔT. 50°C	ΔT. 30°C		
										
SBS2#SX120	SBS2#DX120	SBS2M#SX120	SBS2M#DX120	120,0	55,6	800 W	802	418		
SBS2#SX140	SBS2#DX140	SBS2M#SX140	SBS2M#DX140	140,0	55,6	1000 W	952	502		
SBS2#SX160	SBS2#DX160	SBS2M#SX160	SBS2M#DX160	160,0	55,6	1100 W	1096	580		
SBS2#SX180	SBS2#DX180	SBS2M#SX180	SBS2M#DX180	180,0	55,6	1200 W	1228	648		
SBS2#SX200	SBS2#DX200	SBS2M#SX200	SBS2M#DX200	200,0	55,6	1400 W	1350	710		


\* Heating element for the MIXED version

\*\* Standard colour: code BARG - Wrinkled White; code 907R - Wrinkled Grey Aluminium; code GRAN - Wrinkled Charcoal Metallic Grey; code 804R Wrinkled Copper Brown; code AVOR Wrinkled Ivory. NON-standard colours: All MATT finishes of Tubes colour chart with 20% additional charge on the standard finishes price.

**STEP BY STEP accessories**



Hook code ZASBSG#AP...



Towel rail code ZASBSG#PS...

Code	Description	Finishes
ZASBS#AP ZASBS#PS	COLORURED hook for STEP-BY-STEP Towel rail L.32,5 x 4,0 cm for STEP-BY-STEP COLOURED	Tubes Colours* cat. C0, C1, C2, C3
ZASBSG#AP ZASBSG#PS	GALVANIC hook for STEP-BY-STEP Towel rail L.32,5 x 4,0 cm for STEP-BY-STEP GALVANIC	Chrome, Polished Tin, Black Nickel and Gold

**Standard convertible valves – Z1TLNR**

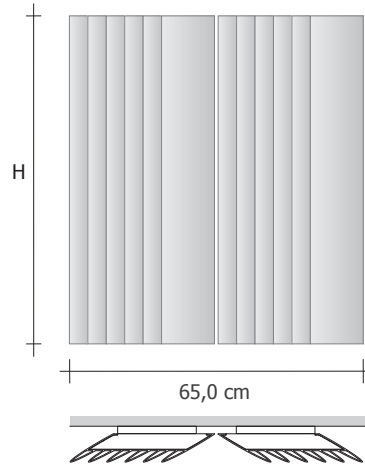
Code	Description	Finishes
Z1TLNR#ANR12...	Paired Valve + Lockshield - Copper angle 1/2" and/or Multi-layer 1/2"	Standard White
2 x Z1RAC#R12CRO	Paired 12 mm copper pipe unions	Glossy Chrome
ZRCF2#	Kit with pipe collars for Radiator	Glossy Chrome

**Remote valve assembly – GVR**

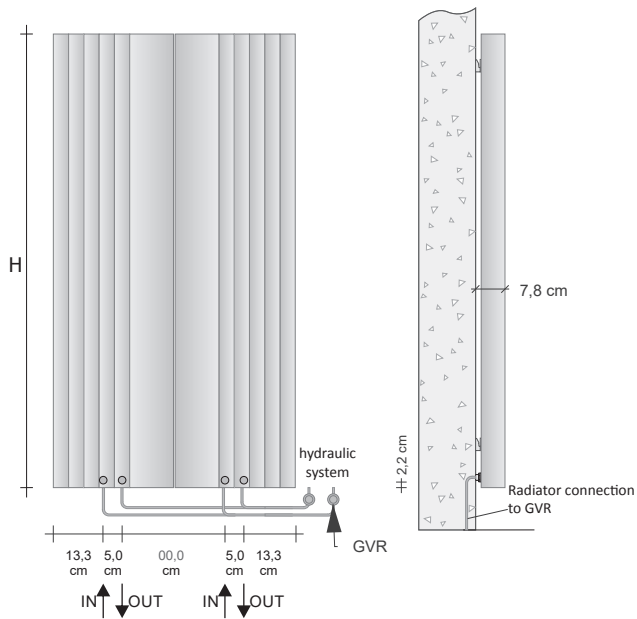
For more information on the choice of valves, see p. 316

Code	Description	Finishes
GVR#... GVRTG#...	RECESSED Valve that can be fitted with a thermostat and Lockshield assembly for REMOTE connection RECESSED thermostatic valve and Lockshield assembly for REMOTE connection*	Chromed Plated
GVRC#... GVRTC#...	RECESSED Valve that can be fitted with a thermostat and Lockshield assembly for REMOTE connection RECESSED thermostatic valve and Lockshield assembly for REMOTE connection*	Coloured Coloured

Plated finishes: See table of Tubes special finishes  
 Colored Finishes: see categories C0, C1, C2 and C3 of the Tubes color chart  
 \* The price does not include the cost of the thermostatic head (see page 324)

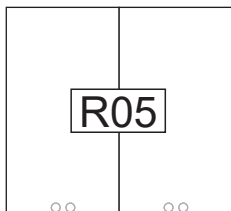


**HYDRAULIC version**



**Rear connector R05**

(DOUBLE connection at the rear as per the diagram below, supplied as standard without any additional charge, ONLY CONNECTION METHOD AVAILABLE in the DOUBLE Module version)



**DOUBLE Standard Rear Connector**  
 available at no additional charge

Connection to the system via Remote Valve Assembly (GVR) supplied as an accessory.

Product code **SBS2V#180R05STBARGR12**

SBS2V#180 Article code specified in the price table  
 BARG Colour/finish code specified in the Official TUBES COLOUR CHART  
 R12 Connector code

ADDITIONAL COLOUR CHARGES See the official TUBES colour chart

The additional colour charges are calculated based on Standard colours RAL Not in the chart +30%\*

As per sample as per quote\*


\* Request the feasibility for these categories

RAL not in the chart +30% subject to feasibility request

Per sample Request feasibility and quote.

All glossy colours including the GRCR Grey Chrome finish are NOT available for the STEP-BY-STEP model.

**SBS2V - STEP-by-STEP - DIVERGENT HYDRAULIC version**


DIVERGENT FLAPS	H (cm)	L (cm)	Heat output in Watts COLOURED version	
			ΔT. 50°C	ΔT. 30°C
				
SBS2V#120	120,0	65,0	802	418
SBS2V#140	140,0	65,0	952	502
SBS2V#160	160,0	65,0	1096	580
SBS2V#180	180,0	65,0	1228	648
SBS2V#200	200,0	65,0	1350	710

\* Standard colouring: code BARG - Wrinkled White; code 907R - Wrinkled Aluminium Grey; code GRAN - Metallic Wrinkled Anthracite Grey. Non-standard colours: All the MATT finishes on the Tubes colour table with 20% surcharge on the price of the standard colours.

**STEP BY STEP accessories**



Hook code ZASBSG#AP...




Towel rail code ZASBSG#PS...

Code	Description	Finishes
ZASBS#AP ZASBS#PS	COLORURED hook for STEP-BY-STEP Towel rail L.32,5 x 4,0 cm for STEP-BY-STEP COLOURED	Tubes Colours* cat. C0, C1, C2, C3
ZASBSG#AP ZASBSG#PS	GALVANIC hook for STEP-BY-STEP Towel rail L.32,5 x 4,0 cm for STEP-BY-STEP GALVANIC	Chrome, Polished Tin, Black Nickel and Gold

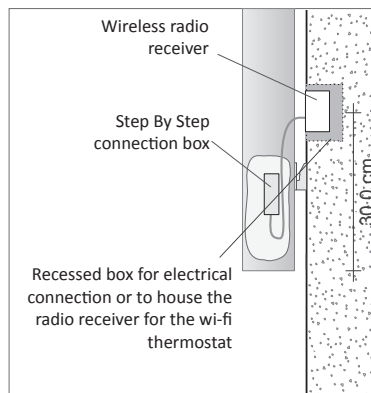
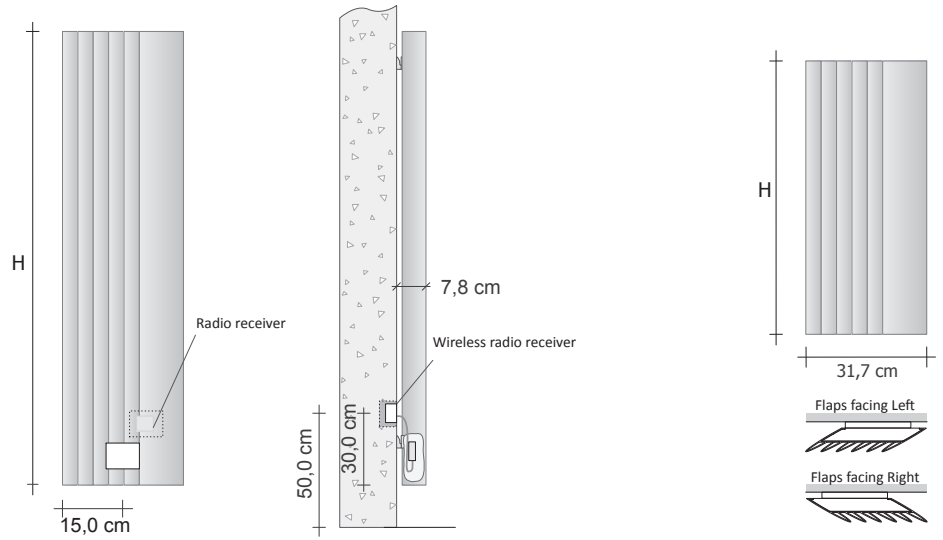
**Remote valve assembly – GVR**

For more information on the choice of valves, see p. 316

	Code	Description	Finishes
	GVR#... GVRTG#...	RECESSED Valve that can be fitted with a thermostat and Lockshield assembly for REMOTE connection RECESSED thermostatic valve and Lockshield assembly for REMOTE connection*	Chromed Plated
GVRC#... GVRTC#...	RECESSED Valve that can be fitted with a thermostat and Lockshield assembly for REMOTE connection RECESSED thermostatic valve and Lockshield assembly for REMOTE connection*	Coloured Coloured	

Plated finishes: See table of Tubes special finishes  
 Colored Finishes: see categories C0, C1, C2 and C3 of the Tubes color chart  
 \* The price does not include the cost of the thermostatic head (see page 324)





**Electric version**

CHRONOTHERMOSTAT KIT components:

- TUBES
- RECEIVER
- max 6,0 mt

In the electric version, the ECODESIGN digital CHRONOTHERMOSTAT KIT is supplied on request and includes the wireless receiver. (code ZRF007)



Product code **SBSE#DX160STBARGW2**

SBSE#DX160ST	Article code specified in the price table
BARG	Colour/finish code specified in the Official TUBES COLOUR CHART
DX	Flap

**ADDITIONAL COLOUR CHARGES**

See the official TUBES colour chart  
 Additional charges calculated on category C0  
 RAL not in the colour chart +30%\*  
 As per sample Subject to quote\*\*  
 \* Request the feasibility for these categories

**SBSE - STEP-by-STEP - SINGLE Module ELECTRIC version**

Flap on Left	Flap on Right	H (cm)	L (cm)	Electrical Resistance (Watts)
				
SBSE#SX120	SBSE#DX120	120,0	31,7	400 W
SBSE#SX140	SBSE#DX140	140,0	31,7	500 W
SBSE#SX160	SBSE#DX160	160,0	31,7	550 W
SBSE#SX180	SBSE#DX180	180,0	31,7	600 W
SBSE#SX200	SBSE#DX200	200,0	31,7	700 W

\*\* Standard colouring: code BARG - Wrinkled White; code 907R - Wrinkled Aluminium Grey; code GRAN - Metallic Wrinkled Anthracite Grey.  
 Non-standard colors: All the MATT finishes in the Tubes color chart, with a 20% surcharge on the price of the standard colors.

**STEP BY STEP accessories**



Hook code ZASBSG#AP...



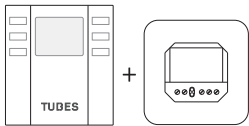
Towel rail code ZASBSG#PS...

Code	Description	Finishes
ZASBS#AP ZASBS#PS	COLORURED hook for STEP-BY-STEP Towel rail L.32,5 x 4,0 cm for STEP-BY-STEP COLOURED	Tubes Colours* cat. C0, C1, C2, C3
ZASBSG#AP ZASBSG#PS	GALVANIC hook for STEP-BY-STEP Towel rail L.32,5 x 4,0 cm for STEP-BY-STEP GALVANIC	Chrome, Polished Tin, Black Nickel and Gold

**ELECTRIC CONTROLS**

Electric control is via the use of the ZRF007 thermostat which regulates the room temperature by interacting with up to a maximum of 5 radiators.

Code	Description	Finishes
ZRF007	Radio frequency Room Thermostat Kit with weekly programmer for wall mounting, wireless and certified ECOdesign. The Kit includes the wall box radio frequency receiver which must strictly be installed.	White

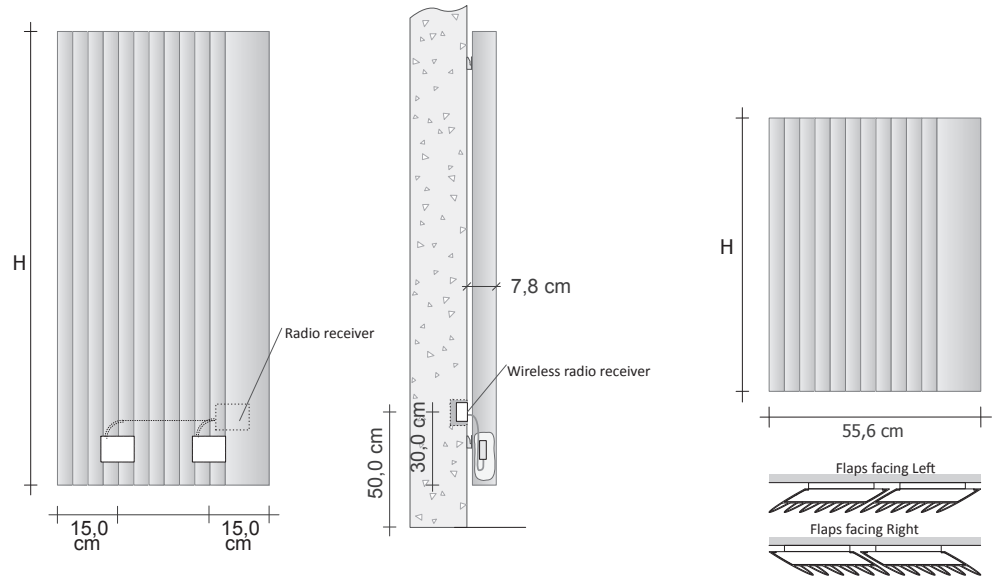


cod. ZRF007

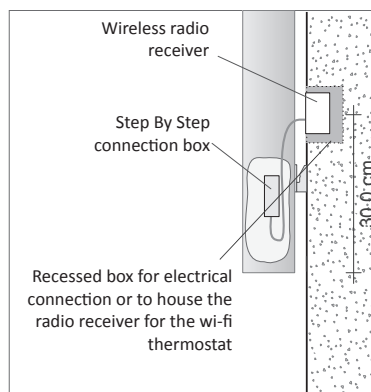
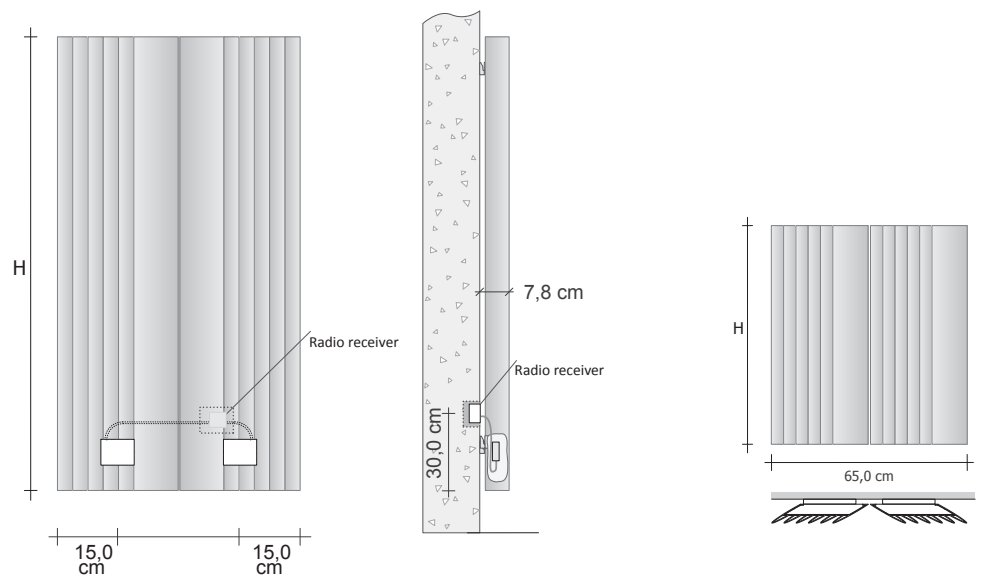




DOUBLE module version



DIVERGENT Version



Electric version

In the electric version, the ECODESIGN digital CHRONOTHERMOSTAT KIT is supplied on request and includes the wireless receiver. (code ZRF007)

**ADDITIONAL COLOUR CHARGES**

See the official TUBES colour chart  
 Additional charges calculated on category C0  
 RAL not in the colour chart +30%\*  
 As per sample Subject to quote\*\*  
 \* Request the feasibility for these categories

**SBS2E - STEP-by-STEP - DOUBLE Module ELECTRIC version**

Flap on Left	Flap on Right	H (cm)	L (cm)	Electrical Resistance (Watts)
				
SBS2E#SX120	SBS2E#DX120	120,0	55,6	800 W
SBS2E#SX140	SBS2E#DX140	140,0	55,6	1000 W
SBS2E#SX160	SBS2E#DX160	160,0	55,6	1100 W
SBS2E#SX180	SBS2E#DX180	180,0	55,6	1200 W
SBS2E#SX200	SBS2E#DX200	200,0	55,6	1400 W

\*\* Standard colouring: code BARG - Wrinkled White; code 907R - Wrinkled Aluminium Grey; code GRAN - Metallic Wrinkled Anthracite Grey.  
 Non-standard colors: All the MATT finishes in the Tubes color chart, with a 20% surcharge on the price of the standard colors.

**SBS2E - STEP-by-STEP - DIVERGENT Module ELECTRIC version**

REVERSE FLAPS	H (cm)	L (cm)	Electrical Resistance (Watts)
			
SBS2EV#120	120,0	65,0	800 W
SBS2EV#140	140,0	65,0	1000 W
SBS2EV#160	160,0	65,0	1100 W
SBS2EV#180	180,0	65,0	1200 W
SBS2EV#200	200,0	65,0	1400 W

\*\* Standard colouring: code BARG - Wrinkled White; code 907R - Wrinkled Aluminium Grey; code GRAN - Metallic Wrinkled Anthracite Grey.  
 Non-standard colors: All the MATT finishes in the Tubes color chart, with a 20% surcharge on the price of the standard colors.

**STEP BY STEP accessories**



Hook code ZASBSG#AP...

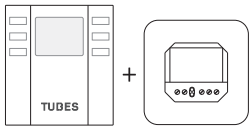


Towel rail code ZASBSG#PS...

Code	Description	Finishes
ZASBS#AP ZASBS#PS	COLORURED hook for STEP-BY-STEP Towel rail L.32,5 x 4,0 cm for STEP-BY-STEP COLOURED	Tubes Colours* cat. C0, C1, C2, C3
ZASBSG#AP ZASBSG#PS	GALVANIC hook for STEP-BY-STEP Towel rail L.32,5 x 4,0 cm for STEP-BY-STEP GALVANIC	Chrome, Polished Tin, Black Nickel and Gold

**ELECTRIC CONTROLS**

Electric control is via the use of the ZRF007 thermostat which regulates the room temperature by interacting with up to a maximum of 5 radiators.

	Code	Description	Finishes
 cod. ZRF007	ZRF007	Radio frequency Room Thermostat Kit with weekly programmer for wall mounting, wireless and certified ECOdesign. The Kit includes the wall box radio frequency receiver which must strictly be installed.	White