



WALK IN





WALK IN

Free space.

Walk In: un programma completo dove libertà compositiva e varietà estetica suggeriscono una nuova libertà di interpretazione per soluzioni complete che esplorano stili di vita differenti. Lastre di cristallo e staffe di rinforzo cromate si uniscono in un sistema che interpreta la parete doccia come uno spazio libero da porte, di immediato accesso e fruizione.

Walk In: a complete program where composing freedom and esthetic variety suggest a new interpreting freedom for complete solutions that explore different lifestyles. Crystal slabs and chrome reinforcing brackets are joined in a system that interprets the shower wall like a free space free of doors, for immediate access and easy use.

Walk In: un programme complet où la liberté de composition et la variété d'exposition suggèrent une nouvelle liberté d'interprétation pour des solutions complètes qui explorent différent style de vie. Plaques de verre et bras de renfort chromés s'unissent à un système qui interprète la paroi de douche libre de toute porte, accès immédiat.

Walk In: un programa completo donde la libertad de composición y la variedad estética dan vida a una nueva forma de interpretar soluciones completas explorando estilos de vida diferentes. Placas de cristal y soportes de refuerzo cromado se unen en un sistema que interpreta la mampara de ducha como un espacio libre de puertas, de inmediato acceso y facilidad de uso.

WALK IN_COULISSANTE



PLUS DI PRODOTTO

- H 200cm
- Design minimale
- Gestione del fuorisquadra a scomparsa
- 2 cm di regolazione del fuori-squadra
- Un unico codice prodotto per tre configurazioni di installazione:
 - Installazione libera
 - In nicchia
 - In combinazione con una parete fissa
- Reversibilità totale per i vetri 01 e 14:
- Un unico codice prodotto per la versione destra e sinistra
- L'assenza della struttura superiore permette una regolazione fino a 10 cm
- Zanca di rinforzo opzionale per personalizzare l'installazione
- Maniglia interna / esterna opzionale
- Kit chiusura magnetica opzionale per installazione in nicchia
- Disponibile in 4 finiture di vetro e 6 finiture di profilo da combinare

PRODUCT'S ADVANTAGES

- H 200cm
- Minimal design
- Management of retractable out-of-square
- 2 cm of out-of-square adjustment
- A single product code for three installation configurations:
 - Free installation
 - In the niche
 - In combination with a fixed wall
- Total reversibility for glasses 01 and 14:
- A single product code for the right and left version
- The absence of the upper structure allows for adjustment up to 10 cm
- Optional reinforcement clamp to customize the installation
- Optional internal / external handle
- Optional magnetic closure kit for installation in niche
- Available in 4 glass finishes and 6 profile finishes from combine

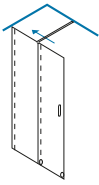
POINTS FORTS DU PRODUIT

- H 200 cm
- Conception minimale
- Gestion des décalages rétractables
- 2 cm de réglage hors-carré
- Un code produit unique pour trois configurations d'installation:
 - Installation gratuite
 - Dans la niche
 - En combinaison avec un mur fixe
- Réversibilité totale pour les verres 01 et 14:
- Un code produit unique pour la version droite et gauche
- L'absence de la structure supérieure permet un ajustement jusqu'à 10 cm
- Pince de renfort en option pour personnaliser l'installation
- Poignée interne / externe en option
- Kit de fermeture magnétique en option pour installation dans une niche
- Disponible en 4 finitions de verre et 6 finitions de profil à partir de combiner

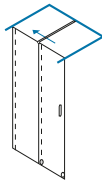
EXTRA DEL PRODOTTO

- H 200 cm
- Diseño minimalista
- Gestión de fuera de escuadra retráctil
- 2 cm de ajuste fuera de escuadra
- Un solo código de producto para tres configuraciones de instalación:
 - Instalación gratuita
 - En el nicho
 - En combinación con una pared fija
- Total reversibilidad para gafas 01 y 14:
- Un solo código de producto para la versión derecha e izquierda
- La ausencia de la estructura superior permite el ajuste hasta 10 cm
- Abrazadera de refuerzo opcional para personalizar la instalación
- Mango interno / externo opcional
- Kit de cierre magnético opcional para instalación en nicho
- Disponible en 4 acabados de vidrio y 6 acabados de perfil de combinar

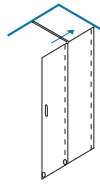
Walk-in scorrevole / Walk-in sliding door / Walk-in coulissante / Walk-in corredera*



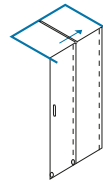
pag./page 010-011



pag./page 010-011

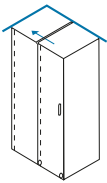


pag./page 012-013

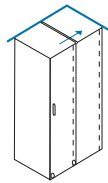


pag./page 012-013

Parete fissa per combinazione ad angolo / Fixed panel for angle combination Paroi fixe pour combinaison en angle / Pared fija para combinación de esquina*




pag./page 010-011



pag./page 012-013

Telaio / Frame / Profilé / Bastidor



AN
Tipo cromato anodizzato naturale lucido
Natural polished anodized chrome type
Type chromé anodisé naturel brillant
Anodizado cromo natural brillante




AC
Nickel spazzolato
Brushed nickel
Nickel brossé
Níquel cepillado



WM
Bianco opaco
White matt
Blanc mat
Blanco mate



BM
Nero opaco
Black matt
Noir mat
Negro mate




OR
Oro rosato lucido
Glossy rose-coloured gilded
Doré rosé brillant
Cromado rosado brillante




BZ
Bronzo
Bronzed
Bronze
Bronce

Vetro / Glass / Verre / Vidrio



01
Trasparente
Transparent
Transparent
Transparente



14
Grigio
Grey
Gris
Gris



41
Ice Grigio
Ice Grey
Ice Gris
Ice Gris



H 100

73
Trasparente con fascia serigrafata
Transparent with silk screen printed band
Transparent avec bande sérigraphiée
Transparente con frente serigrafiado

WALK IN_COULISSANTE

Trattamento per la protezione anticalcare del vetro / Anti limescale glass protection treatment
 Traitement pour la protection du verre / Tratamiento para la protección del vidrio



**SU RICHIESTA
ON REQUEST
SUR DEMANDE
BAJO PEDIDO**

Come ordinarlo:

Inserire 1A dopo il codice dell'articolo

How to ordere:

Enter 1A after the article code

Comment le commander:

insérer 1A après le code de l'article

Como ordenarlo:

Ingresar 1A después del código del artículo

Ex:

B6011 0 AN 01 → B6011 0 AN 011A


Favorisce lo scorrimento dell'acqua e riduce la formazione di depositi di calcare, saponi o altri prodotti usati normalmente per la pulizia del corpo. Attenzione: il trattamento Inda Glass Protection non elimina la pulizia del vetro ma la facilita.

It allows the water to run down and reduce limescale or soap deposits and products normally used for the body cleaning. Attention: the treatment Inda Glass Protection does not eliminate the cleaning of the glass but eases the cleaning.

Favorise l'écoulement de l'eau et réduit la formation de dépôts de calcaire, savon ou autres produits utilisés normalement pour l'hygiène personnelle. Attention: le traitement Inda Glass Protection n'empêche pas le nettoyage du verre mais le facilite.

Favorece que el agua resbale y reduce la formación de depósitos de cal, jabones o otros productos usados normalmente para la higiene personal. Atención: el tratamiento Inda Glass Protection no elimina la limpieza del vidrio, pero la facilita.

Staffe di rinforzo / Reinforcement brackets Bras de renfort / Soportes de refuerzo



STANDARD

Staffa di rinforzo regolabile per installazione libera, in nicchia e ad angolo. Inclusa nell'imballo.

Reinforcement bracket for free-standing, recess and corner installation. Included in the packaging.

Bras de renfort pour installation libre, en niche et en angle. Inclus dans l'emballage.

Soporte de refuerzo para instalación independiente, empotrada y en esquina. Incluido en el paquete.

L = max 130 cm

L = max 130 cm



Staffa di rinforzo regolabile per abbinamento con parete fissa. Inclusa nell'imballo.

Adjustable reinforcement bracket for combination with fixed panel. Included in the packaging.

Bras de renfort réversible pour combinaison avec paroi fixe. Inclus dans l'emballage.

Soporte de refuerzo reversible para combinación con pared fija. Incluido en el paquete.

L = max 120 cm

L = max 120 cm



OPTIONAL

Staffa in linea per installazione in nicchia e con parete fissa. Alligned bracket for installation in niche and with fixed panel.

Bras de renfort parallèle pour niche et avec paroi fixe. En option

Opcional barra en línea para instalación en nicho y con pared fija.

cod.

B0080 A AN

B0080 A WM

B0080 A BM

L = max 200 cm

Y = 20 cm

cod.

B0080 A AC

B0080 A OR

B0080 A BZ

L = max 200 cm

Y = 20 cm

AN Tipo cromato anodizzato lucido
Natural polished anodized chrome type
Type chromé anodisé naturel brillant
Anodizado cromo natural brillante

WM Bianco opaco
White mat
Blanc mat
Blanco opaco

BM Nero opaco
Black mat
Noir mat
Negro opaco

AC Nickel spazzolato
Brushed nickel
Nickel brossé
Níquel cepillado

OR Oro rosato lucido
Glossy rose-coloured gilded
Doré rosé brillant
Cromado rosado brillante

BZ Bronzo
Bronzed
Bronze
Bronce

Maniglia di serie / Standard handle
Poignée standard / Tirador estándar



Maniglia di serie, foro rettangolare su lastra.
 Standard handle, rectangular hole on plate.
 Poignée standard, trou rectangulaire sur verre.
 Asa estándar, agujero rectangular en la placa.

Maniglia su richiesta / Handle on request
Poignées sur demande / Tiradores bajo pedido



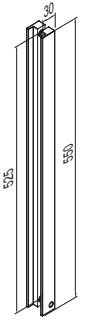
Maniglia opzionale, da richiedere al momento dell'ordine.
 Optional handle, to be requested when ordering.
 Poignée en option, à demander lors de la commande.
 Tirador opcional, de solicitar al momento de la orden.

cod.

M3 AN
M3 WM
M3 BM

cod.

M3 AC
M3 OR
M3 BZ



Chiusura magnetica per installazione in nicchia. Optional
Magnetic closure for niche installation. Optional
Fermeture magnétique pour installation en niche. En option
Cierre magnético para instalación en nicho. En opción



Staffa di rinforzo a L. Optional su richiesta
L-shaped reinforcement bracket. Optional
Bras de renfort en L. En option
Barra de refuerzo a L. En opción



cod.

B0081 A AN
B0081 A WM
B0081 A BM
B0081 A AC
B0081 A OR
B0081 A BZ

cod.

BKT251 0 CR
BKT251 0 WM
BKT251 0 BM
A = 15 cm
B = 18 cm

cod.

BKT251 0 AC
BKT251 0 OR
BKT251 0 BZ
A = 15 cm
B = 18 cm

cod.

BKT252 0 CR
BKT252 0 WM
BKT252 0 BM
A = 20 cm
B = 41 cm

cod.

BKT252 0 AC
BKT252 0 OR
BKT252 0 BZ
A = 20 cm
B = 41 cm

WALK IN_COULISSANTE

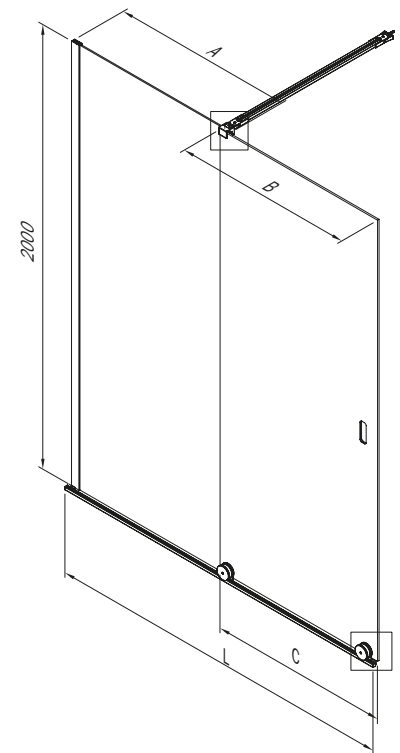
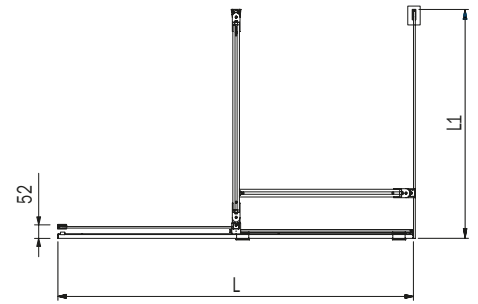
H200

8mm

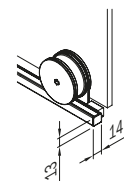
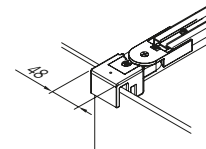
6mm




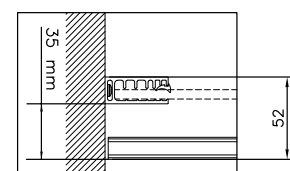
Le dimensioni sono in mm
 Sizes in mm
 Les dimensions sont indiquées en mm
 Las medidas son en mm



Porta scorrevole 8 mm, parete fissa 6 mm, maniglia M3.
 8mm sliding door, 6mm fixed panel, M3 handle.
 Porte coulissante 8 mm, panneau fixe 6 mm, poignée M3.
 Puerta corredera de 8 mm, panel fijo de 6 mm, tirador M3.



L	A	B	C	KG	
98 - 100	52,3	51,7	46	50	2
100 - 110	57,3	56,7	51	55	2
110 - 120	62,3	61,7	56	60	2
120 - 140	72,3	71,7	66	67	2
140 - 160	82,3	81,7	76	76	2
160 - 180	92,3	91,7	86	84	2
L1 PARETE FISSA / FIXED PANEL					
68 - 70				36	1
78 - 80				41	1
88 - 90				46	1
98 - 100				50	1

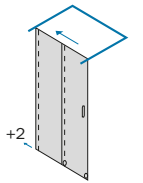
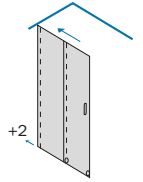
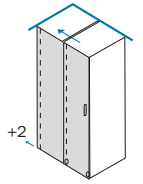


Walk-in scorrevole sinistra / Walk-in left sliding door
Walk-in coulissante gauche / Walk-in corredera izquierda

H max 217 cm
L min 50 cm max 190 cm



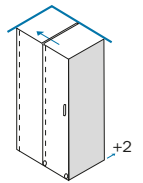
AN WM BM AC OR BZ	01	14	73	41
Larghezza - estensibilità Breadth - extensibility Largeur - extensibilité Ancho - extensibilidad	cod.	cod.	€	€
L 98 - 100 cm	B2520 0 AN 01	B2520 0 AN 14	B2520 S AN 73	B2520 S AN 41
WM - BM	B2520 0 01	B2520 0 14	B2520 S 73	B2520 S 41
AC - OR - BZ	B2520 0 01	B2520 0 14	B2520 S 73	B2520 S 41
L 100 - 110 cm	B2521 0 AN 01	B2521 0 AN 14	B2521 S AN 73	B2521 S AN 41
WM - BM	B2521 0 01	B2521 0 14	B2521 S 73	B2521 S 41
AC - OR - BZ	B2521 0 01	B2521 0 14	B2521 S 73	B2521 S 41
L 110 - 120 cm	B2522 0 AN 01	B2522 0 AN 14	B2522 S AN 73	B2522 S AN 41
WM - BM	B2522 0 01	B2522 0 14	B2522 S 73	B2522 S 41
AC - OR - BZ	B2522 0 01	B2522 0 14	B2522 S 73	B2522 S 41
L 120 - 140 cm	B2523 0 AN 01	B2523 0 AN 14	B2523 S AN 73	B2523 S AN 41
WM - BM	B2523 0 01	B2523 0 14	B2523 S 73	B2523 S 41
AC - OR - BZ	B2523 0 01	B2523 0 14	B2523 S 73	B2523 S 41
L 140 - 160 cm	B2524 0 AN 01	B2524 0 AN 14	B2524 S AN 73	B2524 S AN 41
WM - BM	B2524 0 01	B2524 0 14	B2524 S 73	B2524 S 41
AC - OR - BZ	B2524 0 01	B2524 0 14	B2524 S 73	B2524 S 41
L 160 - 180 cm	B2525 0 AN 01	B2525 0 AN 14	B2525 S AN 73	B2525 S AN 41
WM - BM	B2525 0 01	B2525 0 14	B2525 S 73	B2525 S 41
AC - OR - BZ	B2525 0 01	B2525 0 14	B2525 S 73	B2525 S 41



Parete fissa per combinazione ad angolo / Fixed panel for angle combination
Paroi fixe pour combinaison en angle / Pared fija para combinación de esquina

H max 217 cm
L min 30 cm max 110 cm

Larghezza - estensibilità Breadth - extensibility Largeur - extensibilité Ancho - extensibilidad	cod.	cod.	cod.	cod.
L 68 - 70 cm	B2590 F AN 01	B2590 F AN 14	B2590 F AN 73	B2590 F AN 41
WM - BM	B2590 F 01	B2590 F 14	B2590 F 73	B2590 F 41
AC - OR - BZ	B2590 F 01	B2590 F 14	B2590 F 73	B2590 F 41
L 78 - 80 cm	B2591 F AN 01	B2591 F AN 14	B2591 F AN 73	B2591 F AN 41
WM - BM	B2591 F 01	B2591 F 14	B2591 F 73	B2591 F 41
AC - OR - BZ	B2591 F 01	B2591 F 14	B2591 F 73	B2591 F 41
L 88 - 90 cm	B2592 F AN 01	B2592 F AN 14	B2592 F AN 73	B2592 F AN 41
WM - BM	B2592 F 01	B2592 F 14	B2592 F 73	B2592 F 41
AC - OR - BZ	B2592 F 01	B2592 F 14	B2592 F 73	B2592 F 41
L 98 - 100 cm	B2593 F AN 01	B2593 F AN 14	B2593 F AN 73	B2593 F AN 41
WM - BM	B2593 F 01	B2593 F 14	B2593 F 73	B2593 F 41
AC - OR - BZ	B2593 F 01	B2593 F 14	B2593 F 73	B2593 F 41



Maniglie
Handles
Poignées
Tiradores



STANDARD




M3 ... AN BM WM



M3 ... AC OR BZ

Barra
Bar
Barre
Barra

B0080A
AN BM WM
AC OR BZBKT2510
CR BM WM
AC OR BZBKT2520
CR BM WM
AC OR BZ

Kit chiusura magnetica
Magnetic closure kit
Kit de fermeture magnétique
Kit de cierre magnético

B0081A
AN BM WM
AC OR BZ

Misure speciali
Special size
Dimensions spéciales
Medidas especiales



cod.

B2529

I

B2599F

I



cod.

B2529

III

B2599F

III

Ulteriori maggiorazioni / Further price increases
D'autres augmentations / Posteriores aumentos



cod.

B2520-B2525

1A

B2590F-B2593F

1A



cod.

B2529

III

B2599F

III



cod.

1 parete / 1 panel

1 paroi / 1 pared

2 pareti / 2 panels

2 paroi / 2 pared

3 pareti / 3 panels

3 paroi / 3 pared

L 0 - 100 cm

L 100 - 200 cm

L 0 - 100 cm

L 100 - 200 cm

L 0 - 100 cm

L 100 - 200 cm

KU7000.01

KU7000.11

KU7000.03

KU7000.33

KU7000.10

KU7000.20

KU4000.01

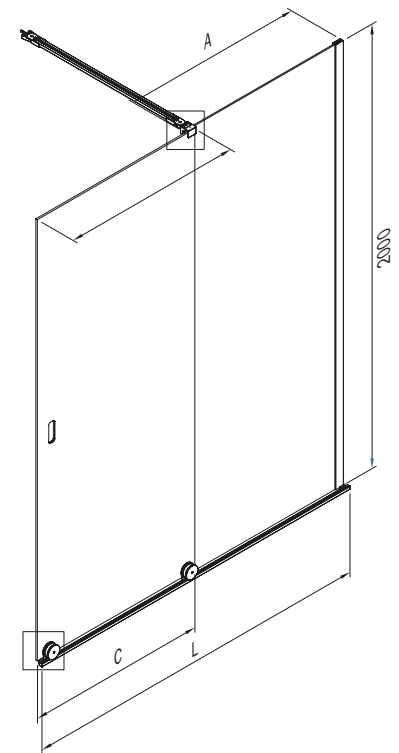
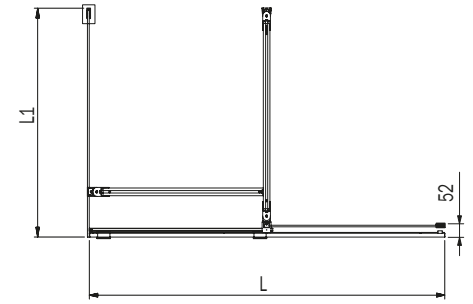
H200

8mm

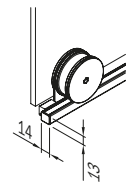
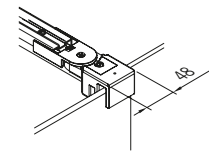
6mm



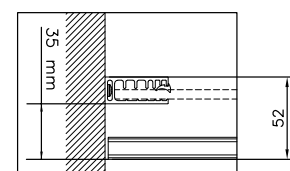
Le dimensioni sono in mm
 Sizes in mm
 Les dimensions sont indiquées en mm
 Las medidas son en mm



Porta scorrevole 8 mm, parete fissa 6 mm, maniglia standard.
 8mm sliding door, 6mm fixed panel, standard handle.
 Porte coulissante 8 mm, panneau fixe 6 mm, poignée standard.
 Puerta corredera de 8 mm, panel fijo de 6 mm, tirador estándar.



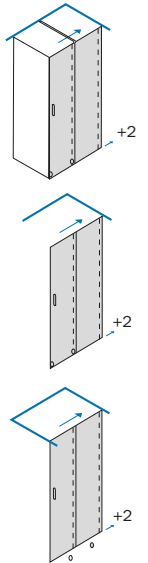
L	A	B	C	KG	
98 - 100	52,3	51,7	46	50	2
100 - 110	57,3	56,7	51	55	2
110 - 120	62,3	61,7	56	60	2
120 - 140	72,3	71,7	66	67	2
140 - 160	82,3	81,7	76	76	2
160 - 180	92,3	91,7	86	84	2
L1 PARETE FISSA / FIXED PANEL					
68 - 70				36	1
78 - 80				41	1
88 - 90				46	1
98 - 100				50	1



Walk-in scorrevole destra / Walk-in right sliding door
Walk-in coulissante droite / Walk-in puerta corredera derecha

H max 217 cm
L min 50 cm max 190 cm

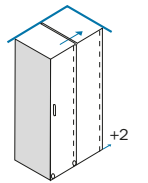
AN WM BM AC OR BZ	01	14	73	41
Larghezza - estensibilità Breadth - extensibility Largeur - extensibilité Ancho - extensibilidad	cod.	cod.	cod.	cod.
L 98 - 100 cm WM - BM AC - OR - BZ	B2520 0 AN 01 B2520 0 01 B2520 0 01	B2520 0 AN 14 B2520 0 14 B2520 0 14	B2520 D AN 73 B2520 D 73 B2520 D 73	B2520 D AN 41 B2520 D 41 B2520 D 41
L 100 - 110 cm WM - BM AC - OR - BZ	B2521 0 AN 01 B2521 0 01 B2521 0 01	B2521 0 AN 14 B2521 0 14 B2521 0 14	B2521 D AN 73 B2521 D 73 B2521 D 73	B2521 D AN 41 B2521 D 41 B2521 D 41
L 110 - 120 cm WM - BM AC - OR - BZ	B2522 0 AN 01 B2522 0 01 B2522 0 01	B2522 0 AN 14 B2522 0 14 B2522 0 14	B2522 D AN 73 B2522 D 73 B2522 D 73	B2522 D AN 41 B2522 D 41 B2522 D 41
L 120 - 140 cm WM - BM AC - OR - BZ	B2523 0 AN 01 B2523 0 01 B2523 0 01	B2523 0 AN 14 B2523 0 14 B2523 0 14	B2523 D AN 73 B2523 D 73 B2523 D 73	B2523 D AN 41 B2523 D 41 B2523 D 41
L 140 - 160 cm WM - BM AC - OR - BZ	B2524 0 AN 01 B2524 0 01 B2524 0 01	B2524 0 AN 14 B2524 0 14 B2524 0 14	B2524 D AN 73 B2524 D 73 B2524 D 73	B2524 D AN 41 B2524 D 41 B2524 D 41
L 160 - 180 cm WM - BM AC - OR - BZ	B2525 0 AN 01 B2525 0 01 B2525 0 01	B2525 0 AN 14 B2525 0 14 B2525 0 14	B2525 D AN 73 B2525 D 73 B2525 D 73	B2525 D AN 41 B2525 D 41 B2525 D 41



Parete fissa per combinazione ad angolo / Fixed panel for angle combination
Paroi fixe pour combinaison en angle / Pared fija para combinación de esquina

H max 217 cm
L min 30 cm max 110 cm

Larghezza - estensibilità Breadth - extensibility Largeur - extensibilité Ancho - extensibilidad	cod.	cod.	cod.	cod.
L 68 - 70 cm WM - BM AC - OR - BZ	B2590 F AN 01 B2590 F 01 B2590 F 01	B2590 F AN 14 B2590 F 14 B2590 F 14	B2590 F AN 73 B2590 F 73 B2590 F 73	B2590 F AN 41 B2590 F 41 B2590 F 41
L 78 - 80 cm WM - BM AC - OR - BZ	B2591 F AN 01 B2591 F 01 B2591 F 01	B2591 F AN 14 B2591 F 14 B2591 F 14	B2591 F AN 73 B2591 F 73 B2591 F 73	B2591 F AN 41 B2591 F 41 B2591 F 41
L 88 - 90 cm WM - BM AC - OR - BZ	B2592 F AN 01 B2592 F 01 B2592 F 01	B2592 F AN 14 B2592 F 14 B2592 F 14	B2592 F AN 73 B2592 F 73 B2592 F 73	B2592 F AN 41 B2592 F 41 B2592 F 41
L 98 - 100 cm WM - BM AC - OR - BZ	B2593 F AN 01 B2593 F 01 B2593 F 01	B2593 F AN 14 B2593 F 14 B2593 F 14	B2593 F AN 73 B2593 F 73 B2593 F 73	B2593 F AN 41 B2593 F 41 B2593 F 41



Maniglie
Handles
Poignées
Tiradores



STANDARD

M3 ... AN BM WM

M3 ... AC OR BZ

Barra
Bar
Barre
Barra

B0080A
AN BM WM
AC OR BZBKT2510
CR BM WM
AC OR BZBKT2520
CR BM WM
AC OR BZB0081A
AN BM WM
AC OR BZ

Misure speciali
Special size
Dimensions spéciales
Medidas especiales

	cod.
B2529	I
B2599F	I
	cod.
B2529	III
B2599F	III

Ulteriori maggiorazioni / Further price increases
D'autres augmentations / Posteriores aumentos

	cod.
B2520-B2525	1A
B2590F-B2593F	1A
	cod.
	KU4000.01

	cod.	
1 parete / 1 panel 1 paroi / 1 pared	L 0 - 100 cm L 100 - 200 cm	KU7000.01 KU7000.11
2 pareti / 2 panels 2 paroi / 2 pared	L 0 - 100 cm L 100 - 200 cm	KU7000.03 KU7000.33
3 pareti / 3 panels 3 paroi / 3 pared	L 0 - 100 cm L 100 - 200 cm	KU7000.10 KU7000.20

WALK IN

**PLUS DI PRODOTTO**

- H 200cm
- Design minimale
- Gestione del fuori-squadra a scomparsa
- 2 cm di regolazione del fuori-squadra
- Nuovo modello con barra accessoriate portante
- Paredi fisse per diverse configurazioni
- Porta battente di chiusura dedicata
- Disponibile in 4 finiture di vetro e 6 finiture di profilo da combinare
- Stampa digitale disponibile su tutti i vetri piani 01 trasparente e 14 Grigio

PRODUCT'S ADVANTAGES

- H 200 cm
- Minimal design
- Management of the hidden out-of-team
- 2 cm of out-of-square adjustment
- New model with carrying accessory bar
- Fixed panels for different configurations
- Dedicated closing pivot door
- Available in 4 glass finishes and 6 profile finishes to combine
- Digital printing available on all flat glasses 01 transparent and 14 Gray

POINTS FORTS DU PRODUIT

- H 200cm
- Conception minimale
- Gestion du hors-équipe caché
- 2 cm de réglage hors-carré
- Nouveau modèle avec barre équipée de renfort
- Panneaux fixes pour différentes configurations
- Porte battante à fermeture dédiée
- Disponible en 4 finitions de verre et 6 finitions de profil à combiner
- Impression numérique disponible sur tous les verres plats 01 transparent et 14 gris

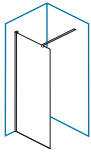
EXTRA DEL PRODUCTO

- H 200 cm
- Diseño minimalista
- Gestión de los ocultos fuera del equipo
- 2 cm de ajuste fuera de escuadra
- Nuevo modelo con barra de refuerzo con accesorios
- Paneles fijos para diferentes configuraciones
- Puerta batiente de cierre dedicada
- Disponible en 4 acabados de vidrio y 6 acabados de perfil para combinar
- Impresión digital disponible en todos los vasos planos 01 transparente y 14 gris

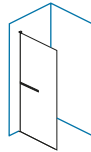


WALK IN

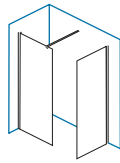
Pareti 8 mm / Panels 8 mm / Parois 8 mm / Paredes 8 mm



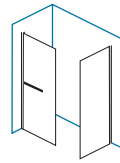
parete A
panel A
paroi A
pared A



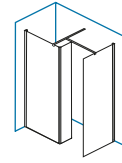
parete A
panel A
paroi A
pared A



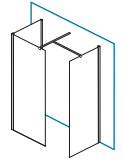
parete A+C
panel A+C
paroi A+C
pared A+C



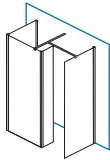
parete A+C
panel A+C
paroi A+C
pared A+C



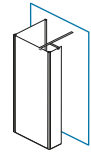
parete A+B+C
panel A+B+C
paroi A+B+C
pared A+B+C



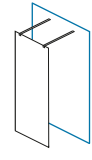
parete A+C+D
panel A+C+D
paroi A+C+D
pared A+C+D



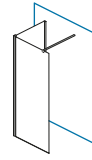
parete A+B+C+D
panel A+B+C+D
paroi A+B+C+D
pared A+B+C+D



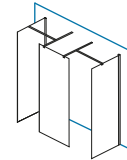
parete A+B+D
panel A+B+D
paroi A+B+D
pared A+B+D



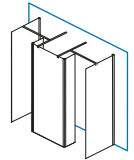
parete A
panel A
paroi A
pared A



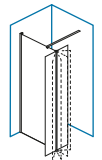
parete A+D
panel A+D
paroi A+D
pared A+D



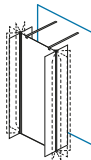
parete A+C
panel A+C
paroi A+C
pared A+C



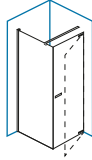
parete A+B+C
panel A+B+C
paroi A+B+C
pared A+B+C



deflettore M + parete A
deflector M + panel A
déflecteur M + paroi A
deflector M + panel A

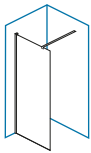


deflettore M + parete A
deflector M + panel A
déflecteur M + paroi A
deflector M + panel A

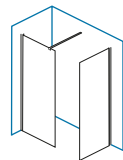


porta
door
porte
puerta

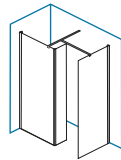
Pareti 6 mm / Panels 6 mm / Parois 6 mm / Paredes 6 mm



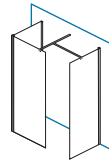
parete A
panel A
paroi A
pared A



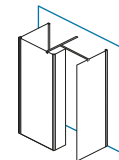
parete A+C
panel A+C
paroi A+C
pared A+C



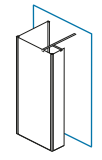
parete A+B+C
panel A+B+C
paroi A+B+C
pared A+B+C



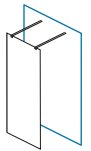
parete A+C+D
panel A+C+D
paroi A+C+D
pared A+C+D



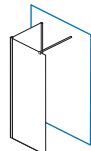
parete A+B+C+D
panel A+B+C+D
paroi A+B+C+D
pared A+B+C+D



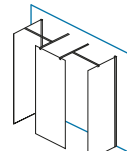
parete A+B+D
panel A+B+D
paroi A+B+D
pared A+B+D



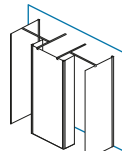
parete A
panel A
paroi A
pared A



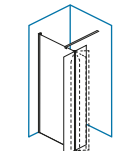
parete A+D
panel A+D
paroi A+D
pared A+D



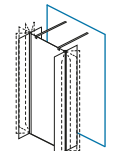
parete A+C
panel A+C
paroi A+C
pared A+C



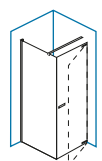
parete A+B+C
panel A+B+C
paroi A+B+C
pared A+B+C




deflettore M + parete A
deflector M + panel A
déflecteur M + paroi A
deflector M + panel A



deflettore M + parete A
deflector M + panel A
déflecteur M + paroi A
deflector M + panel A



porta
door
porte
puerta

Telaio / Frame / Profilé / Bastidor
**AN**

Tipo cromato anodizzato
naturale lucido
Natural polished anodized
chrome type
Type chromé anodisé
naturel brillant
Anodizado cromo natural
brillant

**AC**


Nickel spazzolato
Brushed nickel
Nickel brossé
Níquel cepillado

**WM**

Bianco opaco
White matt
Blanc mat
Blanco mate

**BM**

Nero opaco
Black matt
Noir mat
Negro mate

**OR**


Oro rosato lucido
Glossy rose-coloured
gilded
Doré rosé brillant
Cromado rosado
brillante

**BZ**

Bronzo
Bronzed
Bronze
Bronce

Vetro / Glass / Verre / Vidrio
**01**

Trasparente
Transparent
Transparent
Transparente

**14**

Grigio
Grey
Gris
Gris

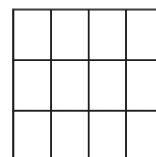
**41**

Ice Grigio
Ice Grey
Ice Gris
Ice Gris

**73**

Trasparente con fascia serigrafata
Transparent with silk screen printed band
Transparent avec bande sérigraphiée
Transparente con frente serigrafiado

H 100

**DG**

Verrière

**SU RICHIESTA
ON REQUEST
SUR DEMANDE
BAJO PEDIDO**

Maggiorazioni
Price increases
Majoration
Incrementos

**80**

Ice

Vetro /Glass
Verre / Vidrio

01 +**90**



Specchio
Mirror
Miroir
Espejo

Vetro /Glass
Verre / Vidrio

01 +

WALK IN

Telaio / Frame / Profilé / Bastidor



Vetro / Glass / Verre / Vidrio



01

8mm

6mm



14

8mm

6mm



73

8mm



41

8mm



DG

8mm

WALK IN

Trattamento per la protezione anticalcare del vetro / Anti limescale glass protection treatment
Traitement pour la protection du verre / Tratamiento para la protección del vidrio


**SU RICHIESTA
ON REQUEST
SUR DEMANDE
BAJO PEDIDO**

Come ordinarlo:

Inserire 1A dopo il codice dell'articolo

How to ordere:

Enter 1A after the article code

Comment le commander:

insérer 1A après le code de l'article

Como ordenarlo:

Ingresar 1A después del código del artículo

Ex:

B6011 0 AN 01 → B6011 0 AN 011A

Favorisce lo scorrimento dell'acqua e riduce la formazione di depositi di calcare, saponi o altri prodotti usati normalmente per la pulizia del corpo. Attenzione: il trattamento Inda Glass Protection non elimina la pulizia del vetro ma la facilita.

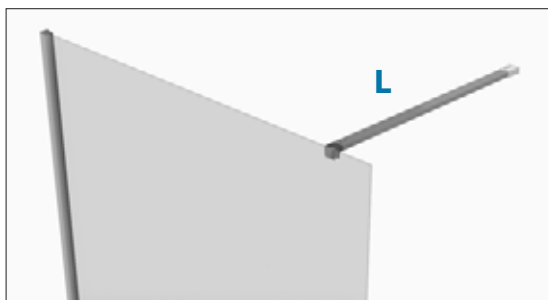
It allows the water to run down and reduce limescale or soap deposits and products normally used for the body cleaning. Attention: the treatment Inda Glass Protection does not eliminate the cleaning of the glass but eases the cleaning.

Favorise l'écoulement de l'eau et réduit la formation de dépôts de calcaire, savon ou autres produits utilisés normalement pour l'hygiène personnelle.

Attention: le traitement Inda Glass Protection n'empêche pas le nettoyage du verre mais le facilite.

Favorece que el agua resbale y reduce la formación de depósitos de cal, jabones o otros productos usados normalmente para la higiene personal.

Atención: el tratamiento Inda Glass Protection no elimina la limpieza del vidrio, pero la facilita.

Staffe di rinforzo 6-8 mm / Reinforcement brackets 6-8 mm
Bras de renfort 6-8 mm / Soportes de refuerzo 6-8 mm


Staffa di rinforzo regolabile per 1 parete, installazione reversibile
Adjustable reinforcement bracket for 1 panel, reversible installation
Bras de renfort réglable pour 1 paroi, installation réversible
Soporte de refuerzo regulable para 1 pared, Instalación reversible

cod.

B0065 B CR

B0065 B WM

B0065 B BM

L = max 120 cm

cod.

B0065 B AC

B0065 B OR

B0065 B BZ

L = max 120 cm



Staffa di rinforzo regolabile per 2 pareti, installazione reversibile
Adjustable reinforcement bracket for 2 panels, reversible installation
Bras de renfort réglable pour 2 parois, installation réversible
Soporte de refuerzo regulable para 2 paredes, Instalación reversible

cod.

B0074 B CR

B0074 B WM

B0074 B BM

L = max 120 cm

X = 15 cm

cod.

B0074 B AC

B0074 B OR

B0074 B BZ

L = max 120 cm

X = 15 cm



Staffa di rinforzo regolabile per 2 pareti, installazione reversibile
Adjustable reinforcement bracket for 2 panels, reversible installation
Bras de renfort réglable pour 2 parois, installation réversible
Soporte de refuerzo regulable para 2 paredes, Instalación reversible

cod.

B0075 B CR

B0075 B WM

B0075 B BM

L = max 120 cm

Y = 70 cm

cod.

B0075 B AC

B0075 B OR

B0075 B BZ

L = max 120 cm

Y = 70 cm

CR Cromato
 Chrome-plated
 Chromé
 Cromado

WM Bianco opaco
 White mat
 Blanc mat
 Blanco opaco

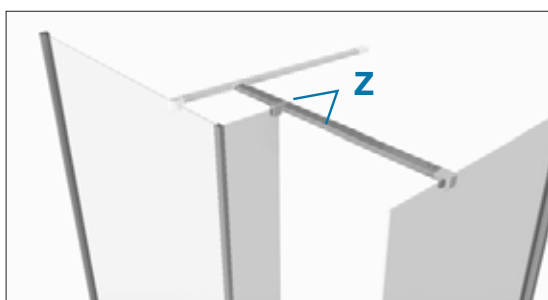
BM Nero opaco
 Black mat
 Noir mat
 Negro opaco

AC Nickel spazzolato
 Brushed nickel
 Nickel brossé
 Níquel cepillado

OR Oro rosato lucido
 Glossy rose-coloured gilded
 Doré rosé brillant
 Cromado rosado brillante

BZ Bronzo
 Bronzed
 Bronze
 Bronce

Staffe di rinforzo 6-8 mm / Reinforcement brackets 6-8 mm
Bras de renfort 6-8 mm / Soportes de refuerzo 6-8 mm



Staffa di rinforzo regolabile per 3 pareti, installazione reversibile
Adjustable reinforcement bracket for 3 panels, reversible installation
Bras de renfort réglable pour 3 parois, installation réversible
Soporte de refuerzo regulable para 3 paredes, Instalación reversible

cod.

B0076 B CR

B0076 B WM

B0076 B BM

L = max 120 cm

Z = 70 cm

cod.

B0076 B AC

B0076 B OR

B0076 B BZ

L = max 120 cm

Z = 70 cm



Staffa di rinforzo snodabile
Jointed reinforcement bracket
Bras de renfort articulé
Soporte de refuerzo articulado

cod.

BKT140 0 AN

BKT140 0 WM

BKT140 0 BM

L = max 110 cm


cod.

BKT140 0 AC

BKT140 0 OR

BKT140 0 BZ

L = max 110 cm



Staffa di rinforzo 15x18 cm
Reinforcement bracket 15x18cm
Bras de renfort 15x18cm
Soporte de refuerzo 15x18cm

cod.

BKT251 0 CR

BKT251 0 WM

BKT251 0 BM

A = 15 cm

B = 18 cm

cod.

BKT251 0 AC

BKT251 0 OR

BKT251 0 BZ

A = 15 cm

B = 18 cm

Consigliata per parete B
 Recommended for panel B
 Recommandé pour le paroi B
 Recomendado para pared B

Staffa di rinforzo 20x41 cm
Reinforcement bracket 20x41cm
Bras de renfort 20x41cm
Soporte de refuerzo 20x41cm

cod.

BKT252 0 CR

BKT252 0 WM

BKT252 0 BM

A = 20 cm

B = 41 cm

cod.

BKT252 0 AC

BKT252 0 OR

BKT252 0 BZ

A = 20 cm

B = 41 cm

Consigliata per parete A-C-D
 Recommended for panel A-C-D
 Recommandé pour le paroi A-C-D
 Recomendado para pared A-C-D



Braccio di rinforzo senza fissaggi nè attacchi L 200 cm
Reinforcement bracket only without fixings or ties L 200 cm
Bras de renfort seul sans fixations ni attaches L 200 cm
Soporte de refuerzo solo sin fijaciones ni ataduras L 200 cm

cod.

RBALB1129 AN

RBALB1129 WM

RBALB1129 BM

L = 200 cm

cod.

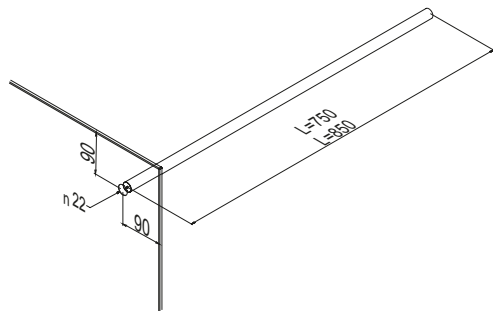
RBALB1129 AC

RBALB1129 OR

RBALB1129 BZ

L = 200 cm

WALK IN

Configurazione su richiesta 8 mm / 8-mm layout upon request
Disposition 8 mm sur demande / Configuración a solicitud 8mm

Configurazione con barra cilindrica
Round reinforcement arm, fixing with glass drilling
Bras de renfort rond, fixation avec percement du verre
Brazo de refuerzo redondo, fijación con orificios para vidrio

cod.

KTO AN
KTO WM
KTO BM

L = 80-90 cm

cod.

KTO AC
KTO OR
KTO BZ

L = 80-90 cm

Come ordinarlo / How to order / Comment commander / Como ordenar

1. Specificare in fase d'ordine il codice KTO della barra e indicare la misura 80 o 90.
2. Indicare se la parete è destra o sinistra.
3. E' obbligatorio compilare il modulo presa misura G01.

1. When ordering, specify the KTO code of the bar and indicate size 80cm or 90cm.
2. Indicate the right or left opening direction of the door.
3. It is mandatory to fill in the measurement form G01.

1. Lors de la commande, précisez le code KTO de la barre et indiquez la taille 80cm ou 90cm.
2. Indiquez le sens d'ouverture droit ou gauche de la paroi.
3. Et impérativement envoyer la fiche G01 dument complétée

1. Al realizar el pedido, especifique el código KTO de la barra e indique el tamaño 80cm o 90cm.
2. Indicar la dirección de apertura derecha o izquierda de la puerta.
3. Es obligatorio completar el formulario de medición G01.



AN Tipo cromato anodizzato lucido
 Natural polished anodized chrome type
 Type chromé anodisé naturel brillant
 Anodizado cromo natural brillante

WM Bianco opaco
 White mat
 Blanc mat
 Blanco opaco

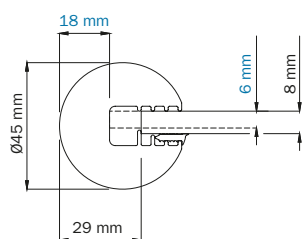
BM Nero opaco
 Black mat
 Noir mat
 Negro opaco

AC Nickel spazzolato
 Brushed nickel
 Nickel brossé
 Níquel cepillado

OR Oro rosato lucido
 Glossy rose-coloured gilded
 Doré rosé brillant
 Cromado rosado brillante

BZ Bronzo
 Bronzed
 Bronze
 Bronce

Kit di installazione 6-8 mm / Installation kit 6-8 mm
Bras de renfort 6-8 mm / Soportes de refuerzo 6-8 mm



Kit di installazione pavimento/soffitto
Installation kit floor/roof
Kit pour installation sol/plafond
Kit para instalación piso/techo

cod.

BKT4900 AN
BKT4900 WM
BKT4900 BM

L = max 267-272 cm

cod.

BKT4900 AC
BKT4900 OR
BKT4900 BZ

L = max 267-272 cm

Kit di installazione vetro/soffitto
Installation kit glass/roof
Kit pour installation verre/plafond
Kit para instalación vidrio/techo

cod.

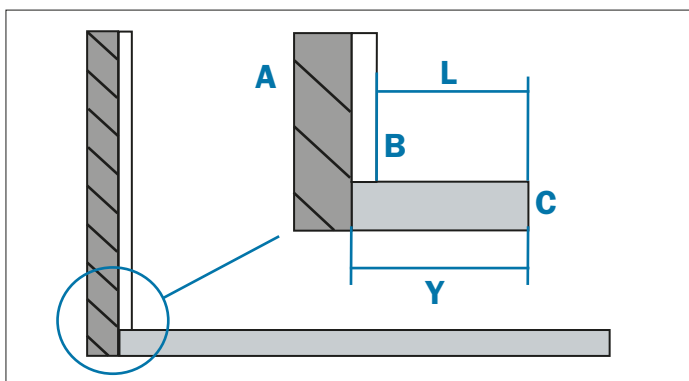
RBC2044 AN
RBC2044 WM
RBC2044 BM

cod.

RBC2044 AC
RBC2044 OR
RBC2044 BZ

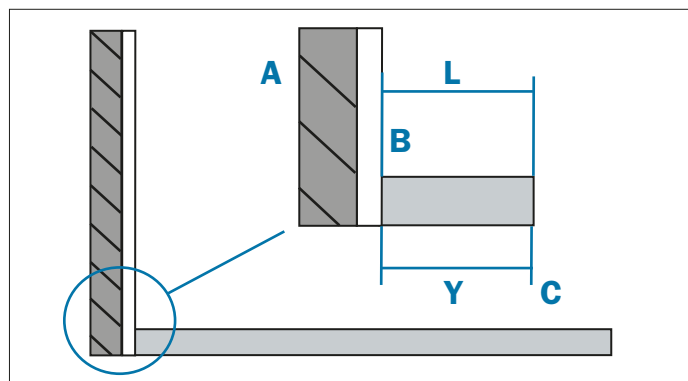


Piatto doccia a incasso / Recessed bathscreen
Receveur de douche encastré
Plato de ducha empotrado



A- Muro / Wall / Mur/ Pared
B- Rivestimento ceramico / Ceramic coating / Revêtement en céramique / Recubrimiento cerámico
C- Piatto doccia / Bathscreen / Receveur de douche / Plato de ducha
L- Larghezza - estensibilità / Width-extensibility / Largeur - extensibilité / Ancho - extensibilidad
Y- Profondità piatto doccia / Shower tray depth / Profondeur du receveur de douche / Profundidad del plato de ducha

Piatto doccia in appoggio / Resting bathscreen
Receveur de douche en soutien
Plato de ducha en soporte



A- Muro / Wall / Mur/ Pared
B- Rivestimento ceramico / Ceramic coating / Revêtement en céramique / Recubrimiento cerámico
C- Piatto doccia / Bathscreen / Receveur de douche / Plato de ducha
L- Larghezza - estensibilità / Width-extensibility / Largeur - extensibilité / Ancho - extensibilidad
Y- Profondità piatto doccia / Shower tray depth / Profondeur du receveur de douche / Profundidad del plato de ducha

WALK IN 8 mm


H200

8mm

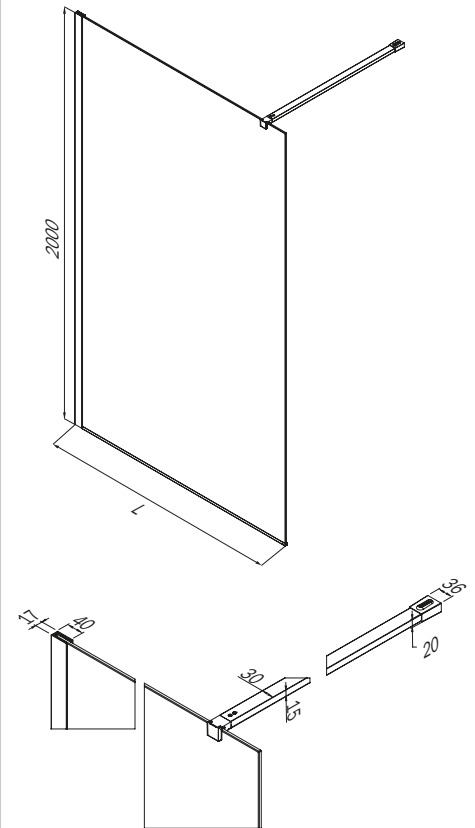
REV



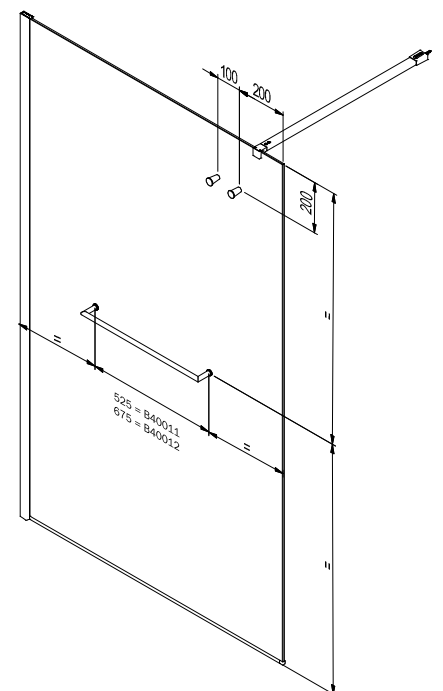
Vetro temperato di sicurezza 8 mm.
Tempered safety glass 8 mm.
Verre trempé de sécurité 8 mm.
Vidrio templado de seguridad 8 mm.

Cod.	L	KG	
B2590	78 - 80 cm	34	1
B2591	88 - 90 cm	39	1
B2592	98 - 100 cm	44	1
B2593	118 - 120 cm	54	1
B2594	138 - 140 cm	64	1
B2595	158 - 160 cm	75	1
B2596	178 - 180 cm	83	1

Le dimensioni sono in mm
Sizes in mm
Les dimensions sont indiquées en mm
Las medidas son en mm



Staffa di rinforzo inclusa nell'imballo.
Reinforcement brackets included in the package.
Bras de renfort inclus dans l'emballage.
Soporte de refuerzo incluido en el embalaje.

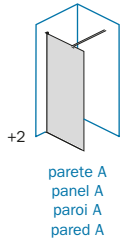


Parete A 8 mm / Panel A 8 mm / Paroi A 8 mm / Pared A 8 mm

H max 217cm
L min 50cm/max 190cm



AN WM BM AC OR BZ	01	14	73	41
Larghezza - estensibilità Breadth - extensibility Largeur - extensibilité Ancho - extensibilidad	cod.	cod.	cod.	cod.
L 78 - 80 cm WM - BM AC - OR - BZ	B2590 A AN 01 B2590 A 01 B2590 A 01	B2590 A AN 14 B2590 A 14 B2590 A 14	B2590 A AN 73 B2590 A 73 B2590 A 73	B2590 A AN 41 B2590 A 41 B2590 A 41
L 88 - 90 cm WM - BM AC - OR - BZ	B2591 A AN 01 B2591 A 01 B2591 A 01	B2591 A AN 14 B2591 A 14 B2591 A 14	B2591 A AN 73 B2591 A 73 B2591 A 73	B2591 A AN 41 B2591 A 41 B2591 A 41
L 98 - 100 cm WM - BM AC - OR - BZ	B2592 A AN 01 B2592 A 01 B2592 A 01	B2592 A AN 14 B2592 A 14 B2592 A 14	B2592 A AN 73 B2592 A 73 B2592 A 73	B2592 A AN 41 B2592 A 41 B2592 A 41
L 118 - 120 cm WM - BM AC - OR - BZ	B2593 A AN 01 B2593 A 01 B2593 A 01	B2593 A AN 14 B2593 A 14 B2593 A 14	B2593 A AN 73 B2593 A 73 B2593 A 73	B2593 A AN 41 B2593 A 41 B2593 A 41
L 138 - 140 cm WM - BM AC - OR - BZ	B2594 A AN 01 B2594 A 01 B2594 A 01	B2594 A AN 14 B2594 A 14 B2594 A 14	B2594 A AN 73 B2594 A 73 B2594 A 73	B2594 A AN 41 B2594 A 41 B2594 A 41
L 158 - 160 cm WM - BM AC - OR - BZ	B2595 A AN 01 B2595 A 01 B2595 A 01	B2595 A AN 14 B2595 A 14 B2595 A 14	B2595 A AN 73 B2595 A 73 B2595 A 73	B2595 A AN 41 B2595 A 41 B2595 A 41
L 178 - 180 cm WM - BM AC - OR - BZ	B2596 A AN 01 B2596 A 01 B2596 A 01	B2596 A AN 14 B2596 A 14 B2596 A 14	B2596 A AN 73 B2596 A 73 B2596 A 73	B2596 A AN 41 B2596 A 41 B2596 A 41



Portasalviette su richiesta
Towel holders on requests
Porte-serviettes sur demande
Toalleros bajo pedido



L 525 mm	L 675 mm
cod.	cod.
B4001 1 CR B4001 1 WZ B4001 1 BM B4001 1 AC B4001 1 OR B4001 1 BZ	B4001 2 CR B4001 2 WM B4001 2 BM B4001 2 AC B4001 2 OR B4001 2 BZ

Coppia appendini (1 foro)
Pair of hangers (1 hole)
Couple de crochets (1 trou)
Par de ganchos (1 agujero)



cod.
P00 CR P00 WM P00 BM P00 NS P00 OR P00 BZ



cod.
D00 CR D00 WM D00 BM D00 AC D00 OR D00 BZ



cod.
F00 CR F00 WM F00 BM F00 AC F00 OR F00 BZ

Kit bordatura
Profiles edging kit
Kit de bordure
Kit de modificación de perfil



cod.
BKT 258 AN BKT 258 WM BKT 258 BM BKT 258 AC BKT 258 OR BKT 258 BZ

Misure speciali
Special size
Dimensions spéciales
Medidas especiales

	cod.
B2599A	I
	cod.
B2599A	III

Ulteriori maggiorazioni / Further price increases
D'autres augmentations / Posteriores aumentos

	cod.
B2590-B2596	1A
	cod.
	KU4000.01

	cod.	
1 parete / 1 panel 1 paroi / 1 pared	L 0 - 100 cm L 100 - 200 cm	KU7000.01 KU7000.11
2 pareti / 2 panels 2 paroi / 2 pared	L 0 - 100 cm L 100 - 200 cm	KU7000.03 KU7000.33
3 pareti / 3 panels 3 paroi / 3 pared	L 0 - 100 cm L 100 - 200 cm	KU7000.10 KU7000.20

WALK IN 8 mm


H200

8mm

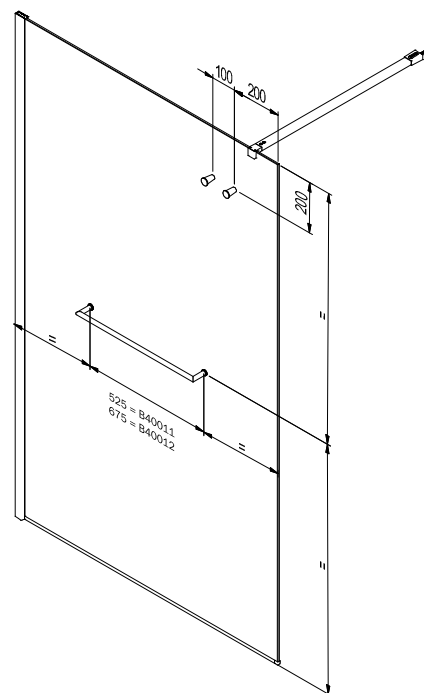
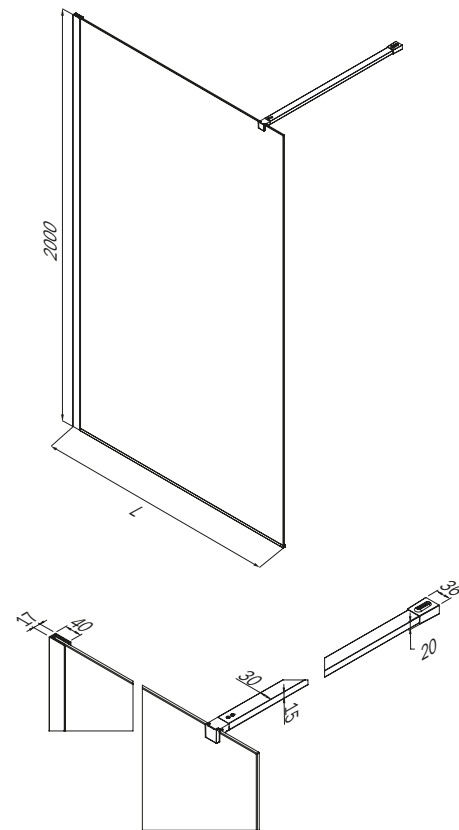
REV



Vetro temperato di sicurezza 8 mm.
Tempered safety glass 8 mm.
Verre trempé de sécurité 8 mm.
Vidrio templado de seguridad 8 mm.

Cod.	L	KG	
B2580	76 - 78 cm	34	1
B2581	86 - 88 cm	39	1
B2582	96 - 98 cm	44	1
B2583	116 - 118 cm	54	1
B2584	136 - 138 cm	64	1
B2585	156 - 158 cm	75	1
B2586	176 - 178 cm	83	1

Le dimensioni sono in mm
Sizes in mm
Les dimensions sont indiquées en mm
Las medidas son en mm

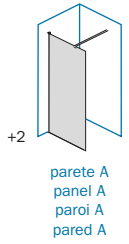


Parete A 8 mm / Panel A 8 mm / Paroi A 8 mm / Pared A 8 mm

H max 217 cm
L min 50 cm max 190 cm



	01	14	73	41
Larghezza - estensibilità Breadth - extensibility Largeur - extensibilité Ancho - extensibilidad	cod.	cod.	cod.	cod.
L 76 - 78 cm WM - BM AC - OR - BZ	B2580 0 AN 01 B2580 0 01 B2580 0 01	B2580 0 AN 14 B2580 0 14 B2580 0 14	B2580 0 AN 73 B2580 0 73 B2580 0 73	B2580 0 AN 41 B2580 0 41 B2580 0 41
L 86 - 88 cm WM - BM AC - OR - BZ	B2581 0 AN 01 B2581 0 01 B2581 0 01	B2581 0 AN 14 B2581 0 14 B2581 0 14	B2581 0 AN 73 B2581 0 73 B2581 0 73	B2581 0 AN 41 B2581 0 41 B2581 0 41
L 96 - 98 cm WM - BM AC - OR - BZ	B2582 0 AN 01 B2582 0 01 B2582 0 01	B2582 0 AN 14 B2582 0 14 B2582 0 14	B2582 0 AN 73 B2582 0 73 B2582 0 73	B2582 0 AN 41 B2582 0 41 B2582 0 41
L 116 - 118 cm WM - BM AC - OR - BZ	B2583 0 AN 01 B2583 0 01 B2583 0 01	B2583 0 AN 14 B2583 0 14 B2583 0 14	B2583 0 AN 73 B2583 0 73 B2583 0 73	B2583 0 AN 41 B2583 0 41 B2583 0 41
L 136 - 138 cm WM - BM AC - OR - BZ	B2584 0 AN 01 B2584 0 01 B2584 0 01	B2584 0 AN 14 B2584 0 14 B2584 0 14	B2584 0 AN 73 B2584 0 73 B2584 0 73	B2584 0 AN 41 B2584 0 41 B2584 0 41
L 156 - 158 cm WM - BM AC - OR - BZ	B2585 0 AN 01 B2585 0 01 B2585 0 01	B2585 0 AN 14 B2585 0 14 B2585 0 14	B2585 0 AN 73 B2585 0 73 B2585 0 73	B2585 0 AN 41 B2585 0 41 B2585 0 41
L 176 - 178 cm WM - BM AC - OR - BZ	B2586 0 AN 01 B2586 0 01 B2586 0 01	B2586 0 AN 14 B2586 0 14 B2586 0 14	B2586 0 AN 73 B2586 0 73 B2586 0 73	B2586 0 AN 41 B2586 0 41 B2586 0 41



Staffa di rinforzo inclusa nell'imballo.
Reinforcement brackets included in the package.
Bras de renfort inclus dans l'emballage.
Soporte de refuerzo incluido en el embalaje.

Portasalviette su richiesta
Towel holders on requests
Porte-serviettes sur demande
Toalleros bajo pedido



L 525 mm	L 675 mm
cod.	cod.
B4001 1 CR B4001 1 WZ B4001 1 BM B4001 1 AC B4001 1 OR B4001 1 BZ	B4001 2 CR B4001 2 WM B4001 2 BM B4001 2 AC B4001 2 OR B4001 2 BZ

Coppia appendini (1 foro)
Pair of hangers (1 hole)
Couple de crochets (1 trou)
Par de ganchos (1 agujero)



cod.
P00 CR P00 WM P00 BM P00 NS P00 OR P00 BZ



cod.
D00 CR D00 WM D00 BM D00 AC D00 OR D00 BZ



cod.
F00 CR F00 WM F00 BM F00 AC F00 OR F00 BZ

Kit bordatura
Profiles edging kit
Kit de bordure
Kit de modificación de perfil



cod.
BKT 258 AN BKT 258 WM BKT 258 BM BKT 258 AC BKT 258 OR BKT 258 BZ

Misure speciali
Special size
Dimensions spéciales
Medidas especiales

	cod.
B25890	I
	cod.
B25890	III

Ulteriori maggiorazioni / Further price increases
D'autres augmentations / Posteriores aumentos

	cod.		cod.
B2580-B2586	1A	1 parete / 1 panel 1 paroi / 1 pared	L 0 - 100 cm KU7000.01 L 100 - 200 cm KU7000.11
	cod.	2 pareti / 2 panels 2 paroi / 2 pared	L 0 - 100 cm KU7000.03 L 100 - 200 cm KU7000.33
	KU4000.01	3 pareti / 3 panels 3 paroi / 3 pared	L 0 - 100 cm KU7000.10 L 100 - 200 cm KU7000.20

WALK IN 8 mm

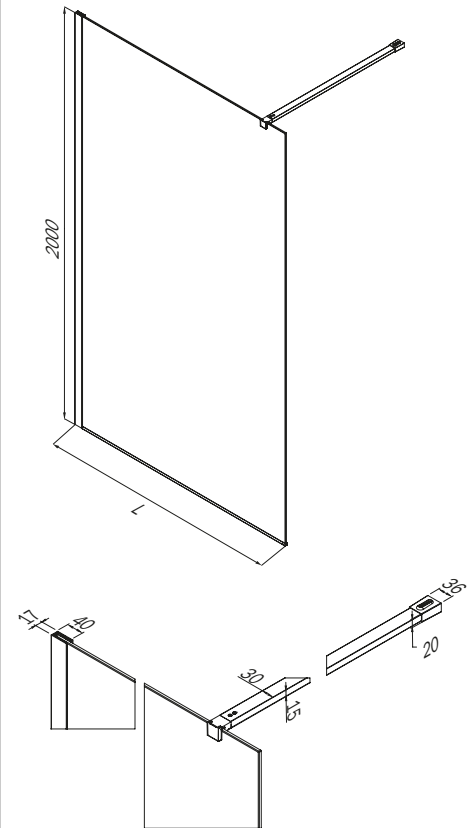


H200

8mm

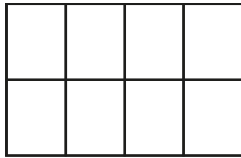


Le dimensioni sono in mm
 Sizes in mm
 Les dimensions sont indiquées en mm
 Las medidas son en mm



Vetro temperato di sicurezza 8 mm. Trattamento di protezione del vetro.
 Tempered safety glass 8 mm. Glass protection treatment.
 Verre trempé de sécurité 8 mm. Traitement pour la protection du verre.
 Vidrio templado de seguridad 8 mm. Tratamiento de protección de vidrio.

Cod.	L	KG	
B2590	78 - 80 cm	34	1
B2591	88 - 90 cm	39	1
B2592	98 - 100 cm	44	1
B2593	118 - 120 cm	54	1
B2594	138 - 140 cm	64	1
B2595	158 - 160 cm	75	1
B2596	178 - 180 cm	83	1

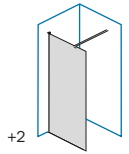
Parete A 8 mm / Panel A 8 mm / Paroi A 8 mm / Pared A 8 mm
H max 217cm
L min 50cm/max 190cm
**BM**
 Larghezza - estensibilità
 Breadth - extensibility
 Largeur - extensibilité
 Ancho - extensibilidad
**DG**

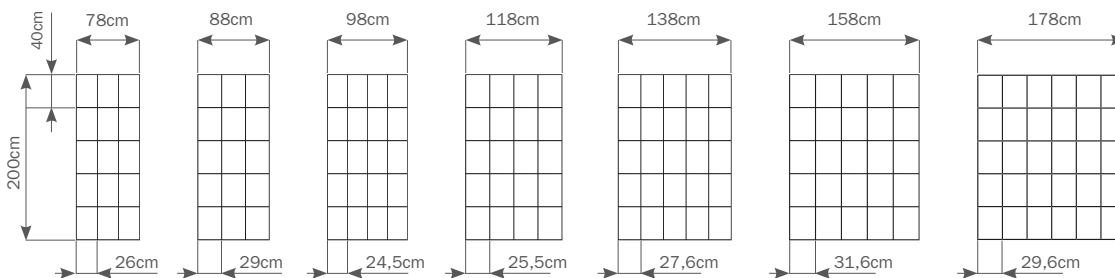
cod.

L 78 - 80 cm	B2590 A BM DG 1A
L 88 - 90 cm	B2591 A BM DG 1A
L 98 - 100 cm	B2592 A BM DG 1A
L 118 - 120 cm	B2593 A BM DG 1A
L 138 - 140 cm	B2594 A BM DG 1A
L 158 - 160 cm	B2595 A BM DG 1A
L 178 - 180 cm	B2596 A BM DG 1A

Staffa di rinforzo inclusa nell'imballo.
 Reinforcement brackets included in the package.
 Support de renfort inclus dans l'emballage.
 Soporte de refuerzo incluido en el embalaje.

Grafica bianca disponibile allo stesso prezzo. Sostituire BM con WM
 White Verrière graphic available at the same price. Replace BM by WM
 Verrière blanche disponible au même prix. Remplacer BM par WM
 Verrière blanco disponible al mismo precio. Reemplace BM por WM

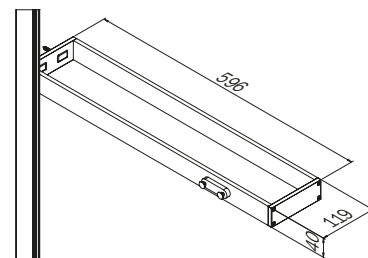
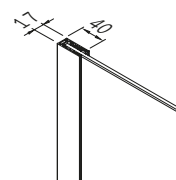
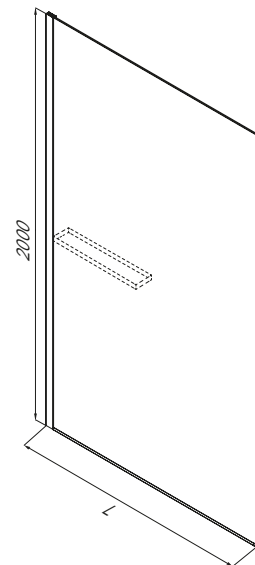

 parete A
 panel A
 paroi A
 pared A


Dimensione dei rettangoli / Dimensions of the rectangles
Dimensions des cadres / Dimensiones de los rectángulos




Parete 8mm con struttura mensola compresa nell'imballo.
 Panel 8mm with shelf structure included in the packaging.
 Mur de 8 mm avec structure d'étagère incluse dans l'emballage.
 Pared de 8 mm con estructura de estante incluida en el paquete.

Le dimensioni sono in mm
 Sizes in mm
 Les dimensions sont indiquées en mm
 Las medidas son en mm



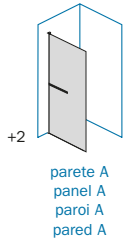
Cod.	L	KG	
B2550 A	78 - 80	34	2
B2551 A	88 - 90	39	2
B2552 A	98 - 100	44	2
B2553 A	118 - 120	54	2
B2554 A	138 - 140	64	2
B2555 A	158 - 160	75	2
B2556 A	178 - 180	83	2

Parete A 8 mm / Panel A 8 mm / Paroi A 8 mm / Pared A 8 mm


H min 150cm / max 217cm
L min 76cm / max 180cm



	01	14	73	41
Larghezza - estensibilità Breath - extensibility Largeur - extensibilité Ancho - extensibilidad	cod.	cod.	cod.	cod.
L 78 - 80 cm WM - BM AC - OR - BZ	B2550 A AN 01 B2550 A 01 B2550 A 01	B2550 A AN 14 B2550 A 14 B2550 A 14	B2550 A AN 73 B2550 A 73 B2550 A 73	B2550 A AN 41 B2550 A 41 B2550 A 41
L 88 - 90 cm WM - BM AC - OR - BZ	B2551 A AN 01 B2551 A 01 B2551 A 01	B2551 A AN 14 B2551 A 14 B2551 A 14	B2551 A AN 73 B2551 A 73 B2551 A 73	B2551 A AN 41 B2551 A 41 B2551 A 41
L 98 - 100 cm WM - BM AC - OR - BZ	B2552 A AN 01 B2552 A 01 B2552 A 01	B2552 A AN 14 B2552 A 14 B2552 A 14	B2552 A AN 73 B2552 A 73 B2552 A 73	B2552 A AN 41 B2552 A 41 B2552 A 41
L 118 - 120 cm WM - BM AC - OR - BZ	B2553 A AN 01 B2553 A 01 B2553 A 01	B2553 A AN 14 B2553 A 14 B2553 A 14	B2553 A AN 73 B2553 A 73 B2553 A 73	B2553 A AN 41 B2553 A 41 B2553 A 41
L 138 - 140 cm WM - BM AC - OR - BZ	B2554 A AN 01 B2554 A 01 B2554 A 01	B2554 A AN 14 B2554 A 14 B2554 A 14	B2554 A AN 73 B2554 A 73 B2554 A 73	B2554 A AN 41 B2554 A 41 B2554 A 41
L 158 - 160 cm WM - BM AC - OR - BZ	B2555 A AN 01 B2555 A 01 B2555 A 01	B2555 A AN B2555 A 14 B2555 A 14	B2555 A AN 73 B2555 A 73 B2555 A 73	B2555 A AN 41 B2555 A 41 B2555 A 41
L 178 - 180 cm WM - BM AC - OR - BZ	B2556 A AN 01 B2556 A 01 B2556 A 01	B2556 A AN 14 B2556 A 14 B2556 A 14	B2556 A AN 73 B2556 A 73 B2556 A 73	B2556 A AN 41 B2556 A 41 B2556 A 41

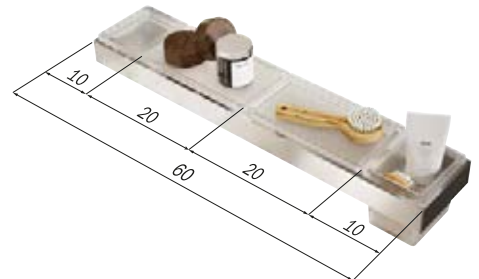


Come comporre la barra modulare / How to compose the modular bar
Comment composer la barre modulaire / Como componer la barra modular



Accessori / Accessories / Accessoires / Accesorios

B25... + accessori / accessories / accessoires / accesorios



Misure speciali
Special size
Dimensions spéciales
Medidas especiales

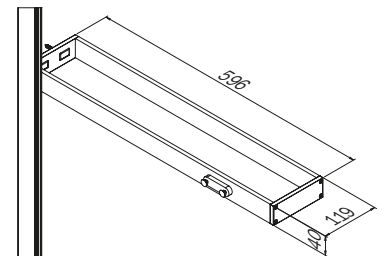
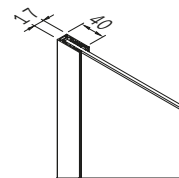
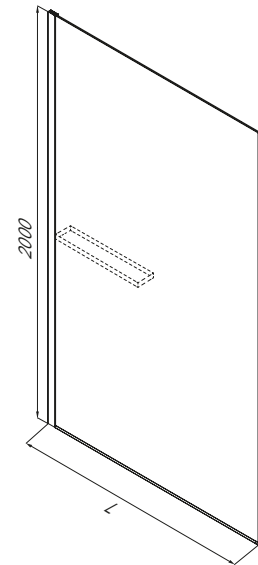
	cod.
B2559A	I
	cod.
B2559A	III

Ulteriori maggiorazioni / Further price increases
D'autres augmentations / Posteriores aumentos


	cod.		cod.
B2550A-B2556A	Standard	1 parete / 1 panel 1 paroi / 1 pared	L 0 - 100 cm KU7000.01 L 100 - 200 cm KU7000.11
	cod.	2 pareti / 2 panels 2 paroi / 2 pared	L 0 - 100 cm KU7000.03 L 100 - 200 cm KU7000.33
	KU4000.01	3 pareti / 3 panels 3 paroi / 3 pared	L 0 - 100 cm KU7000.10 L 100 - 200 cm KU7000.20



Le dimensioni sono in mm
 Sizes in mm
 Les dimensions sont indiquées en mm
 Las medidas son en mm



Parete 8 mm con struttura mensola compresa nell'imballo.
 Panel 8 mm with shelf structure included in the packaging.
 Mur de 8 mm avec structure d'étagère incluse dans l'emballage.
 Pared de 8 mm con estructura de estante incluida en el paquete.

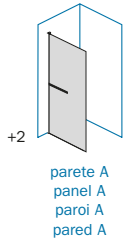
Cod.	L	KG	
B2550 0	76 - 78	34	2
B2551 0	86 - 88	39	2
B2552 0	96 - 98	44	2
B2553 0	116 - 118	54	2
B2554 0	136 - 138	64	2
B2555 0	156 - 158	75	2
B2556 0	176 - 178	83	2

Parete A 8 mm / Panel A 8 mm / Paroi A 8 mm / Pared A 8 mm


H min 150cm / max 217cm
L min 76cm / max 180cm



AN WM BM AC OR BZ	01	14	73	41
Larghezza - estensibilità Breadth - extensibility Largeur - extensibilité Ancho - extensibilidad	cod.	cod.	cod.	cod.
L 76 - 78 cm WM - BM AC - OR - BZ	B2550 0 AN 01 B2550 0 01 B2550 0 01	B2550 0 AN 14 B2550 0 14 B2550 0 14	B2550 0 AN 73 B2550 0 73 B2550 0 73	B2550 0 AN 41 B2550 0 41 B2550 0 41
L 86 - 88 cm WM - BM AC - OR - BZ	B2551 0 AN 01 B2551 0 01 B2551 0 01	B2551 0 AN 14 B2551 0 14 B2551 0 14	B2551 0 AN 73 B2551 0 73 B2551 0 73	B2551 0 AN 41 B2551 0 41 B2551 0 41
L 96 - 98 cm WM - BM AC - OR - BZ	B2552 0 AN 01 B2552 0 01 B2552 0 01	B2552 0 AN 14 B2552 0 14 B2552 0 14	B2552 0 AN 73 B2552 0 73 B2552 0 73	B2552 0 AN 41 B2552 0 41 B2552 0 41
L 116 - 118 cm WM - BM AC - OR - BZ	B2553 0 AN 01 B2553 0 01 B2553 0 01	B2553 0 AN 14 B2553 0 14 B2553 0 14	B2553 0 AN 73 B2553 0 73 B2553 0 73	B2553 0 AN 41 B2553 0 41 B2553 0 41
L 136 - 138 cm WM - BM AC - OR - BZ	B2554 0 AN 01 B2554 0 01 B2554 0 01	B2554 0 AN 14 B2554 0 14 B2554 0 14	B2554 0 AN 73 B2554 0 73 B2554 0 73	B2554 0 AN 41 B2554 0 41 B2554 0 41
L 156 - 158 cm WM - BM AC - OR - BZ	B2555 0 AN 01 B2555 0 01 B2555 0 01	B2555 0 AN 14 B2555 0 14 B2555 0 14	B2555 0 AN 73 B2555 0 73 B2555 0 73	B2555 0 AN 41 B2555 0 41 B2555 0 41
L 176 - 178 cm WM - BM AC - OR - BZ	B2556 0 AN 01 B2556 0 01 B2556 0 01	B2556 0 AN 14 B2556 0 14 B2556 0 14	B2556 0 AN 73 B2556 0 73 B2556 0 73	B2556 0 AN 41 B2556 0 41 B2556 0 41

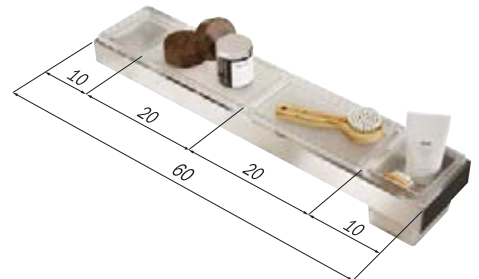


Come comporre la barra modulare / How to compose the modular bar
Comment composer la barre modulaire / Como componer la barra modular



Accessori / Accessories / Accessoires / Accesorios

B25... + accessori / accessories / accessoires / accesorios



Misure speciali
Special size
Dimensions spéciales
Medidas especiales


	cod.
B2559A	I
	cod.
B2559A	III

Ulteriori maggiorazioni / Further price increases
D'autres augmentations / Posteriores aumentos

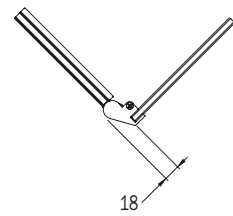
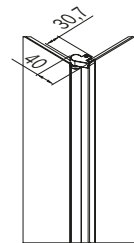
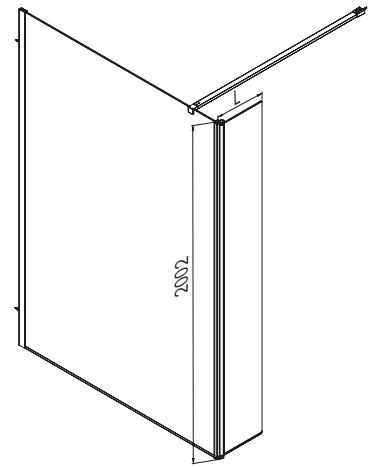
	cod.		cod.
B2550A-B2556A	Standard	1 parete / 1 panel 1 paroi / 1 pared	L 0 - 100 cm KU7000.01 L 100 - 200 cm KU7000.11
	cod.	2 pareti / 2 panels 2 paroi / 2 pared	L 0 - 100 cm KU7000.03 L 100 - 200 cm KU7000.33
		3 pareti / 3 panels 3 paroi / 3 pared	L 0 - 100 cm KU7000.10 L 100 - 200 cm KU7000.20
	KU4000.01		



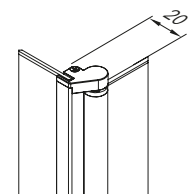
Vetro temperato di sicurezza 8 mm.
 Il movimento di rotazione 270° viene garantito mediante sistema Camme integrato.
 Tempered safety glass 8 mm.
 The 270° round moving is guaranteed with integrated Camme-System.
 Verre trempé de sécurité 8 mm.
 Le mouvement de rotation 270° est garanti grâce au système à Came intégré.
 Vidrio templado de seguridad 8 mm.
 Se garantiza el movimiento de rotación 270° a través de un sistema Camme integrado.

Cod.	L	KG	
B2531 M	30 cm	14	1
B2532 M	40 cm	18	1
B2533 M	50 cm	22	1

Le dimensioni sono in mm
 Sizes in mm
 Les dimensions sont indiquées en mm
 Las medidas son en mm



La parete A aumenta di mm 18



Deflettore M 8 mm / Deflector M 8 mm / Paroi mobile M 8 mm / Deflector M 8 mm

H max 217 cm
L min 15 cm max 60 cm

AN WM BM AC OR BZ

01

14

73

41

Larghezza - estensibilità
Breadth - extensibility
Larghezza - estensibilità
Breadth - extensibility

cod.

cod.

cod.

cod.

L 30 cm

WM - BM
AC - OR - BZB2531 M AN 01
B2531 M 01
B2531 M 01B2531 M AN 14
B2531 M 14
B2531 M 14B2531 M AN 73
B2531 M 73
B2531 M 73B2531 M AN 41
B2531 M 41
B2531 M 41

L 40 cm

WM - BM
AC - OR - BZB2532 M AN 01
B2532 M 01
B2532 M 01B2532 M AN 14
B2532 M 14
B2532 M 14B2532 M AN 73
B2532 M 73
B2532 M 73B2532 M AN 41
B2532 M 41
B2532 M 41

L 50 cm

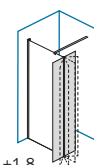
WM - BM
AC - OR - BZB2533 M AN 01
B2533 M 01
B2533 M 01B2533 M AN 14
B2533 M 14
B2533 M 14B2533 M AN 73
B2533 M 73
B2533 M 73B2533 M AN 41
B2533 M 41
B2533 M 41

L'utilizzo del deflettore genera un ingombro di 18 mm da aggiungere alla dimensione della parete in abbinamento.

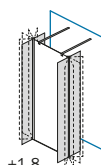
Deflector choice increases the size of the panel A by 18 mm.

Le choix du déflecteur augmente la dimension de la paroi A de 18 mm.

La elección del deflector aumenta el tamaño del panel A por 18 mm.



+1,8

deflettore M + parete A
deflector M + panel A
déflecteur M + paroi A
deflector M + panel A

+1,8

deflettore M + parete A
deflector M + panel A
déflecteur M + paroi A
deflector M + panel AMisure speciali
Special size
Dimensions spéciales
Medidas especiales

cod.

B2539M

I



cod.

B2539M

III

Ulteriori maggiorazioni / Further price increases
D'autres augmentations / Posteriores aumentos

cod.

B2531M-2533M

1A



cod.

KU4000.01



cod.

1 parete / 1 panel
1 paroi / 1 paredL 0 - 100 cm
L 100 - 200 cmKU7000.01
KU7000.112 pareti / 2 panels
2 paroi / 2 paredL 0 - 100 cm
L 100 - 200 cmKU7000.03
KU7000.333 pareti / 3 panels
3 paroi / 3 paredL 0 - 100 cm
L 100 - 200 cmKU7000.10
KU7000.20

WALK IN 8 mm

H200

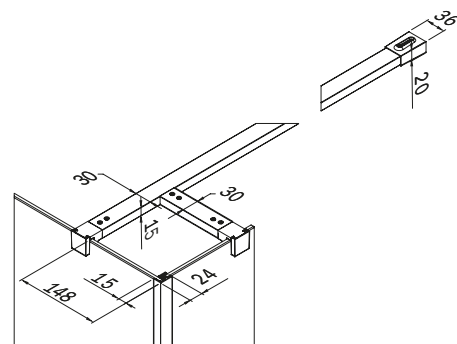
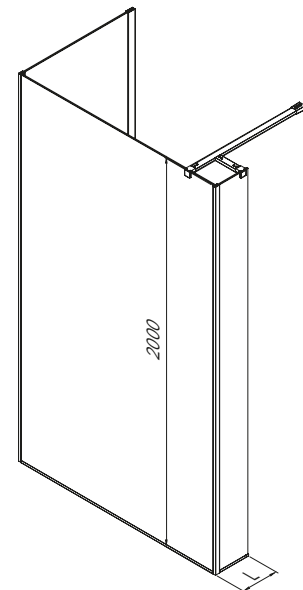
8mm



Vetro temperato di sicurezza 8 mm.
Tempered safety glass 8 mm.
Verre trempé de sécurité 8 mm.
Vidrio templado de seguridad 8 mm.

Cod.	L	KG	
B2590 B	20 cm	14	1
B2591 B	30 cm	18	1

Le dimensioni sono in mm
Sizes in mm
Les dimensions sont indiquées en mm
Las medidas son en mm



Parete B 8 mm / Panel B 8 mm / Paroi B 8 mm / Pared B 8 mm
H max 217 cm
L min 20 cm max 50 cm

AN WM BM AC OR BZ

01

14

73

41

 Larghezza - estensibilità
 Breadth - extensibility
 Largeur - extensibilité
 Ancho - extensibilidad

cod.

cod.

cod.

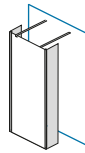
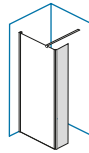
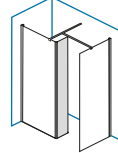
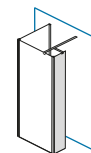
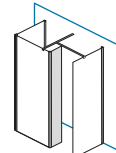
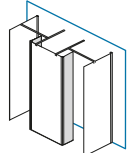
cod.

L 20 cm

 WM - BM
 AC - OR - BZ

B2590 B AN 01
B2590 B 01
B2590 B 01
B2590 B AN 14
B2590 B 14
B2590 B 14
B2590 B AN 73
B2590 B 73
B2590 B 73
B2590 B AN 41
B2590 B 41
B2590 B 41
L 30 cm

 WM - BM
 AC - OR - BZ

B2591 B AN 01
B2591 B 01
B2591 B 01
B2591 B AN 14
B2591 B 14
B2591 B 14
B2591 B AN 73
B2591 B 73
B2591 B 73
B2591 B AN 41
B2591 B 41
B2591 B 41

 parete B+A
 panel B+A
 paroi B+A
 pared B+A

 parete B+A
 panel B+A
 paroi B+A
 pared B+A

 parete B+A+C
 panel B+A+C
 paroi B+A+C
 pared B+A+C

 parete B+A+D
 panel B+A+D
 paroi B+A+D
 pared B+A+D

 parete B+A+C+D
 panel B+A+C+D
 paroi B+A+C+D
 pared B+A+C+D

 parete B+A+C
 panel B+A+C
 paroi B+A+C
 pared B+A+C

Kit bordatura
Profiles edsing kit
Kit de bordure
Kit de modificación
de perfil


cod.

BKT 258 AN
BKT 258 WM
BKT 258 BM
BKT 258 AC
BKT 258 OR
BKT 258 BZ
Misure speciali
Special size
Dimensions spéciales
Medidas especiales


cod.

B2599B
I


cod.

B2599B
III
Ulteriori maggiorazioni / Further price increases
D'autres augmentations / Posteriores aumentos


cod.

B2590B-B2591B
1A


cod.

KU4000.01


cod.

 1 parete / 1 panel
 1 paroi / 1 pared


L 0 - 100 cm
L 100 - 200 cm
KU7000.01
KU7000.11

 2 pareti / 2 panels
 2 paroi / 2 pared

L 0 - 100 cm
L 100 - 200 cm
KU7000.03
KU7000.33

 3 pareti / 3 panels
 3 paroi / 3 pared

L 0 - 100 cm
L 100 - 200 cm
KU7000.10
KU7000.20

Parete C 8 mm / Panel C 8 mm / Paroi C 8 mm / Pared C 8 mm
H max 217 cm
L min 60 cm max 120 cm

AN WM BM AC OR BZ
01
14
73
41

 Larghezza - estensibilità
 Breadth - extensibility
 Largeur - extensibilité
 Ancho - extensibilidad

cod.

cod.

cod.

cod.

L 68 - 70 cm

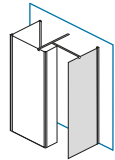
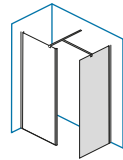
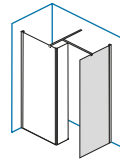
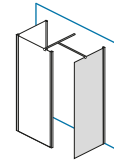
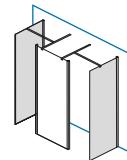
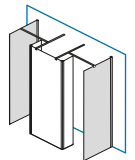
WM - BM

AC - OR - BZ

B2590 C AN 01
B2590 C 01
B2590 C 01
B2590 C AN 14
B2590 C 14
B2590 C 14
B2590 C AN 73
B2590 C 73
B2590 C 73
B2590 C AN 41
B2590 C 41
B2590 C 41
L 78 - 80 cm

WM - BM

AC - OR - BZ

B2592 C AN 01
B2592 C 01
B2592 C 01
B2592 C AN 14
B2592 C 14
B2592 C 14
B2592 C AN 73
B2592 C 73
B2592 C 73
B2592 C AN 41
B2592 C 41
B2592 C 41

 parete C+A+B+D
 panel C+A+B+D
 paroi C+A+B+D
 pared C+A+B+D

 parete C+A
 panel C+A
 paroi C+A
 pared C+A

 parete C+A+B
 panel C+A+B
 paroi C+A+B
 pared C+A+B

 parete C+A+D
 panel C+A+D
 paroi C+A+D
 pared C+A+D

 parete C+A
 panel C+A
 paroi C+A
 pared C+A

 parete C+A+B
 panel C+A+B
 paroi C+A+B
 pared C+A+B

Portasalviette su richiesta
Towel holders on requests
Porte-serviettes sur demande
Toalleros bajo pedido

L 525 mm
L 675 mm

cod.

cod.

B4001 1 CR
B4001 1 WZ
B4001 1 BM
B4001 1 AC
B4001 1 OR
B4001 1 BZ
B4001 2 CR
B4001 2 WM
B4001 2 BM
B4001 2 AC
B4001 2 OR
B4001 2 BZ
Coppia appendini (1 foro)
Pair of hangers (1 hole)
Couple de crochets (1 trou)
Par de ganchos (1 agujero)


cod.

P00 CR
P00 WM
P00 BM
P00 NS
P00 OR
P00 BZ


cod.

D00 CR
D00 WM
D00 BM
D00 AC
D00 OR
D00 BZ


cod.

F00 CR
F00 WM
F00 BM
F00 AC
F00 OR
F00 BZ


cod.

BKT 258 AN
BKT 258 WM
BKT 258 BM
BKT 258 AC
BKT 258 OR
BKT 258 BZ
Misure speciali
Special size
Dimensions spéciales
Medidas especiales


cod.

B2599C
I


cod.

B2599C
III
Ulteriori maggiorazioni / Further price increases
D'autres augmentations / Posteriores aumentos


cod.

B2580C-B2586C
1A


cod.

KU4000.01


cod.

 1 parete / 1 panel
 1 paroi / 1 pared

L 0 - 100 cm
L 100 - 200 cm
KU7000.01
KU7000.11

 2 pareti / 2 panels
 2 paroi / 2 pared


L 0 - 100 cm
L 100 - 200 cm
KU7000.03
KU7000.33

 3 pareti / 3 panels
 3 paroi / 3 pared

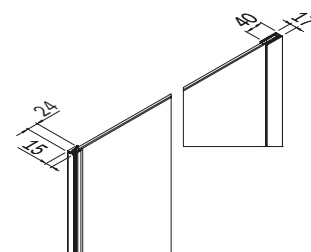
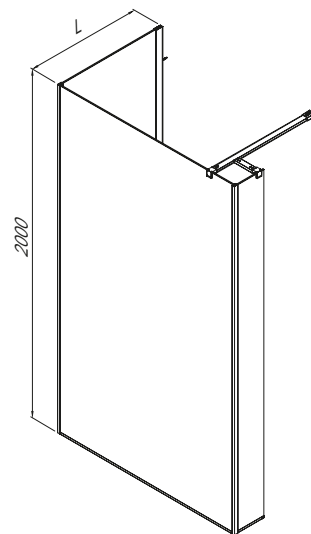
L 0 - 100 cm
L 100 - 200 cm
KU7000.10
KU7000.20



Vetro temperato di sicurezza 8 mm.
Tempered safety glass 8 mm.
Verre trempé de sécurité 8 mm.
Vidrio templado de seguridad 8 mm.


Cod.	L	KG	
B2590 D	68 - 70 cm	40	1
B2592 D	78 - 80 cm	44	1
B2594 D	88 - 90 cm	49	1
B2595 D	98 - 100 cm	54	1

Le dimensioni sono in mm
Sizes in mm
Les dimensions sont indiquées en mm
Las medidas son en mm

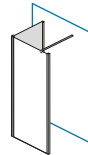


Parete D 8 mm / Panel D 8 mm / Paroi D 8 mm / Pared D 8 mm

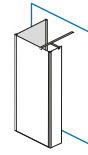
H max 217 cm
L min 60 cm max 120 cm



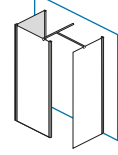
	01	14	73	41
Larghezza - estensibilità Breadth - extensibility Largeur - extensibilité Ancho - extensibilidad	cod.	cod.	cod.	cod.
L 68 - 70 cm	B2590 D AN 01	B2590 D AN 14	B2590 D AN 73	B2590 D AN 41
WM - BM	B2590 D 01	B2590 D 14	B2590 D 73	B2590 D 41
AC - OR - BZ	B2590 D 01	B2590 D 14	B2590 D 73	B2590 D 41
L 78 - 80 cm	B2592 D AN 01	B2592 D AN 14	B2592 D AN 73	B2592 D AN 41
WM - BM	B2592 D 01	B2592 D 14	B2592 D 73	B2592 D 41
AC - OR - BZ	B2592 D 01	B2592 D 14	B2592 D 73	B2592 D 41
L 88 - 90 cm	B2594 D AN 01	B2594 D AN 14	B2594 D AN 73	B2594 D AN 41
WM - BM	B2594 D 01	B2594 D 14	B2594 D 73	B2594 D 41
AC - OR - BZ	B2594 D 01	B2594 D 14	B2594 D 73	B2594 D 41
L 98 - 100 cm	B2595 D AN 01	B2595 D AN 14	B2595 D AN 73	B2595 D AN 41
WM - BM	B2595 D 01	B2595 D 14	B2595 D 73	B2595 D 41
AC - OR - BZ	B2595 D 01	B2595 D 14	B2595 D 73	B2595 D 41



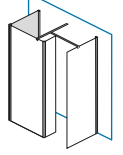
parete D+A
panel D+A
paroi D+A
pared D+A



parete D+A+B
panel D+A+B
paroi D+A+B
pared D+A+B



parete D+A+C
panel D+A+C
paroi D+A+C
pared D+A+C



parete D+C+A+B
panel D+C+A+B
paroi D+C+A+B
pared D+C+A+B

Portasalviette su richiesta
Towel holders on requests
Porte-serviettes sur demande
Toalleros bajo pedido



L 525 mm L 675 mm

cod.	cod.
B4001 1 CR	B4001 2 CR
B4001 1 WZ	B4001 2 WM
B4001 1 BM	B4001 2 BM
B4001 1 AC	B4001 2 AC
B4001 1 OR	B4001 2 OR
B4001 1 BZ	B4001 2 BZ

Coppia appendini (1 foro)
Pair of hangers (1 hole)
Couple de crochets (1 trou)
Par de ganchos (1 agujero)



cod.
P00 CR
P00 WM
P00 BM
P00 NS
P00 OR
P00 BZ



cod.
D00 CR
D00 WM
D00 BM
D00 AC
D00 OR
D00 BZ



cod.
F00 CR
F00 WM
F00 BM
F00 AC
F00 OR
F00 BZ

Kit bordatura
Profiles edging kit
Kit de bordure
Kit de modificación de perfil



cod.
BKT 258 AN
BKT 258 WM
BKT 258 BM
BKT 258 AC
BKT 258 OR
BKT 258 BZ

Misure speciali
Special size
Dimensions spéciales
Medidas especiales



cod.

B2599D

I



cod.

B2599D

III

Ulteriori maggiorazioni / Further price increases
D'autres augmentations / Posteriores aumentos



cod.

B2590D-B2595D

1A



cod.

KU4000.01



cod.
prezzi netti / net prices
prix nets / neto

1 parete / 1 panel
1 paroi / 1 pared

L 0 - 100 cm
L 100 - 200 cm

KU7000.01
KU7000.11

2 pareti / 2 panels
2 paroi / 2 pared

L 0 - 100 cm
L 100 - 200 cm

KU7000.03
KU7000.33

3 pareti / 3 panels
3 paroi / 3 pared

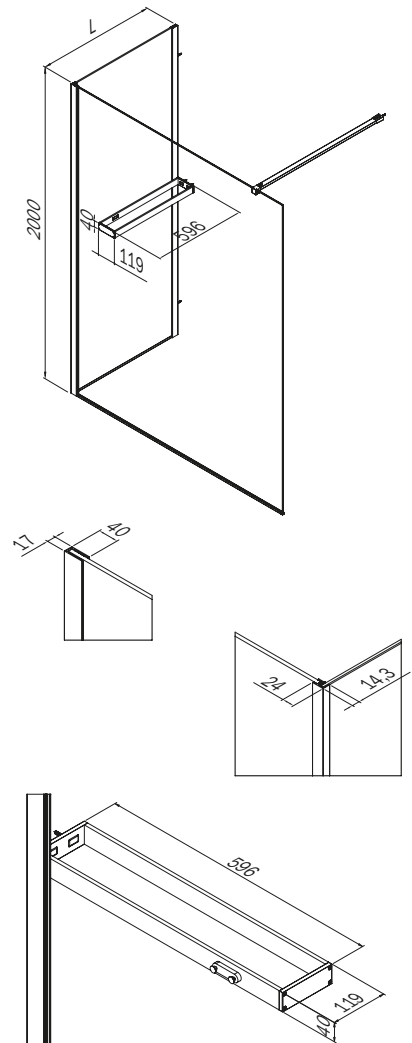
L 0 - 100 cm
L 100 - 200 cm


KU7000.10
KU7000.20




Parete 8 mm con struttura mensola compresa nell'imballo.
 Panel 8 mm with shelf structure included in the packaging.
 Mur de 8 mm avec structure d'étagère incluse dans l'emballage.
 Pared de 8 mm con estructura de estante incluida en el paquete.

Le dimensioni sono in mm
 Sizes in mm
 Les dimensions sont indiquées en mm
 Las medidas son en mm



Cod.	L	KG	
B2542 D	78 - 80	44	2
B2544 D	88 - 90	49	2
B2545 D	98 - 100	54	2

Parete D 8 mm / Panel D 8 mm / Paroi D 8 mm / Pared D 8 mm
H min 150cm / max 217
L min 78cm / max 160cm

AN WM BM AC OR BZ
01
14
73
41

 Larghezza - estensibilità
 Breadth - extensibility
 Largeur - extensibilité
 Ancho - extensibilidad

cod.

cod.

cod.

cod.

L 78 - 80 cm

 WM - BM
 AC - OR - BZ

B2542 D AN 01
 B2542 D 01
 B2542 D 01

B2542 D AN 14
 B2542 D 14
 B2542 D 14

B2542 D AN 73
 B2542 D 73
 B2542 D 73

B2542 D AN 41
 B2542 D 41
 B2542 D 41

L 88 - 90 cm

 WM - BM
 AC - OR - BZ

B2544 D AN 01
 B2544 D 01
 B2544 D 01

B2544 D AN 14
 B2544 D 14
 B2544 D 14

B2544 D AN 73
 B2544 D 73
 B2544 D 73

B2544 D AN 41
 B2544 D 41
 B2544 D 41

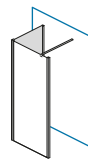
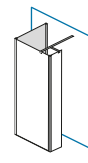
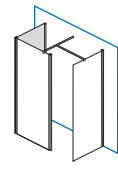
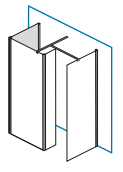
L 98 - 100 cm



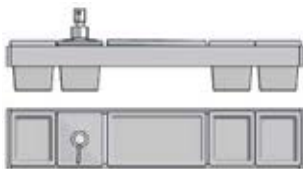
 WM - BM
 AC - OR - BZ

B2545 D AN 01
 B2545 D 01
 B2545 D 01

B2545 D AN 14
 B2545 D 14
 B2545 D 14

B2545 D AN 73
 B2545 D 73
 B2545 D 73

B2545 D AN 41
 B2545 D 41
 B2545 D 41

 parete D+A
 panel D+A
 paroi D+A
 pared D+A

 parete D+A+B
 panel D+A+B
 paroi D+A+B
 pared D+A+B

 parete D+A+C
 panel D+A+C
 paroi D+A+C
 pared D+A+C

 parete D+C+A+B
 panel D+C+A+B
 paroi D+C+A+B
 pared D+C+A+B

Come comporre la barra modulare / How to compose the modular bar
Comment composer la barre modulaire / Como componer la barra modular

Accessori / Accessories / Accessoires / Accesorios
B25... + accessori / accessories / accessoires / accesorios



cod. R49110



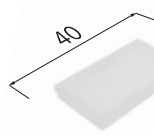
cod. R49100



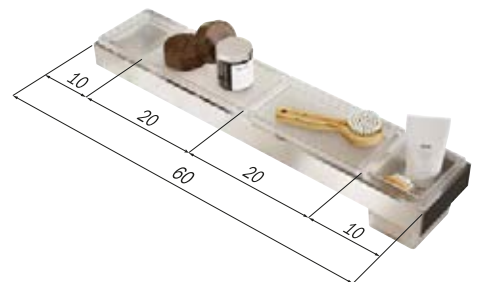
cod. R49120



cod. R58110



cod. R58510


Misure speciali
Special size
Dimensions spéciales
Medidas especiales


cod.

B2549D
I


cod.

B2549D
III
Ulteriori maggiorazioni / Further price increases
D'autres augmentations / Posteriores aumentos


cod.

B2542D-B2545D


cod.

KU4000.01


cod.

 1 parete / 1 panel
 1 paroi / 1 pared

L 0 - 100 cm
L 100 - 200 cm
KU7000.01
KU7000.11

 2 pareti / 2 panels
 2 paroi / 2 pared

L 0 - 100 cm
L 100 - 200 cm
KU7000.03
KU7000.33

 3 pareti / 3 panels
 3 paroi / 3 pared

L 0 - 100 cm
L 100 - 200 cm
KU7000.10
KU7000.20

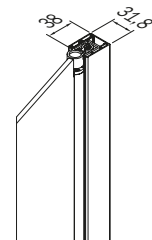
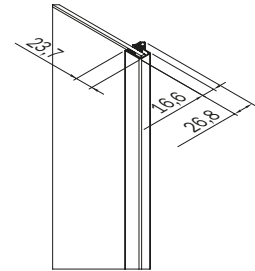
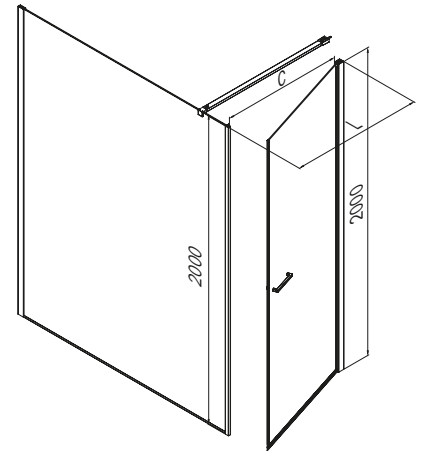
WALK IN 8 mm

H200


6mm



Le dimensioni sono in mm
 Sizes in mm
 Les dimensions sont indiquées en mm
 Las medidas son en mm



Chiusura magnetica. Apertura totale delle ante verso l'esterno. Guarnizione inferiore. Maniglia int. - est.
 Magnetic closure. Outside opening doors. Bottom seal. Inside-outside handle.
 Fermeture magnétique. Portes s'ouvrant à l'extérieur. Joint inférieur. Poignée intérieur-extérieur.
 Cierre magnético. Puertas de apertura exterior. Sello inferior. manija interior-exterior.

Cod.	L	C	KG	
B258X S	70 - 85,9	62 - 78	25	1
B258Y S	86 - 100	78 - 92	32	1
B258X D	70 - 85,9	62 - 78	25	1
B258Y D	86 - 100	78 - 92	32	1

Porta battente di chiusura sinistra / Left pivot door
Porte pivotante gauche / Puerta pivotante izquierda
H min 150cm / max 217cm
L min 50cm / max 100cm


AN WM BM AC OR BZ

01

14

73

41

 Larghezza - estensibilità
 Breadth - extensibility
 Largeur - extensibilité
 Ancho - extensibilidad

cod.

cod.

cod.

cod.

L 70 - 85,9 cm

WM - BM

AC - OR - BZ

B259X S AN 01

B259X S 01

B259X S 01

B259X S AN 14

B259X S 14

B259X S 14

B259X S AN 73

B259X S 73

B259X S 73

B259X S AN 41

B259X S 41

B259X S 41

L 86 - 100 cm

WM - BM

AC - OR - BZ

B259Y S AN 01

B259Y S 01

B259Y S 01

B259Y S AN 14

B259Y S 14

B259Y S 14

B259Y S AN 73

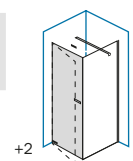
B259Y S 73

B259Y S 73

B259Y S AN 41

B259Y S 41

B259Y S 41


 porta sinistra
 left door
 porte gauche
 puerta izquierda

Fornire la misura a partire dal muro all'esterno lastra esistente.

Please provide the exact measure from the wall to the external side of the existing panel.

Veuillez fournir la dimension du mur à l'extérieur de la paroi vitrée existante.

Proporcionar las medidas desde la pared hasta el externo de la hoja cristal existente.

Porta battente di chiusura destra / Right pivot door
Porte pivotante droite / Puerta pivotante derecha
H min 150cm / max 217cm
L min 50cm / max 100cm

 Larghezza - estensibilità
 Breadth - extensibility
 Largeur - extensibilité
 Ancho - extensibilidad

cod.

cod.

cod.

cod.

L 70 - 85,9 cm

WM - BM

AC - OR - BZ

B259X D AN 01

B259X D 01

B259X D 01

B259X D AN 14

B259X D 14

B259X D 14

B259X D AN 73

B259X D 73

B259X D 73

B259X D AN 41

B259X D 41

B259X D 41

L 86 - 100 cm

WM - BM

AC - OR - BZ

B259Y D AN 01

B259Y D 01

B259Y D 01

B259Y D AN 14

B259Y D 14

B259Y D 14

B259Y D AN 73

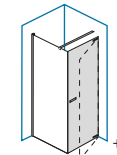
B259Y D 73

B259Y D 73

B259Y D AN 41

B259Y D 41

B259Y D 41


 porta destra
 right door
 porte droite
 puerta derecha

Misure speciali
Special size
Dimensions spéciales
Medidas especiales


cod.

B259X-B259Y

cod.

B259X-B259Y

cod.

B259X-B259Y

cod.

KU4000.01

cod.

 1 parete / 1 panel
 1 paroi / 1 pared
L 0 - 100 cm**L 100 - 200 cm****KU7000.01****KU7000.11**
 2 pareti / 2 panels
 2 paroi / 2 pared
L 0 - 100 cm**L 100 - 200 cm****KU7000.03****KU7000.33**
 3 pareti / 3 panels
 3 paroi / 3 pared
L 0 - 100 cm**L 100 - 200 cm****KU7000.10****KU7000.20**

WALK IN 6 mm

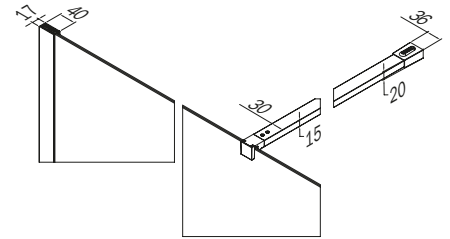
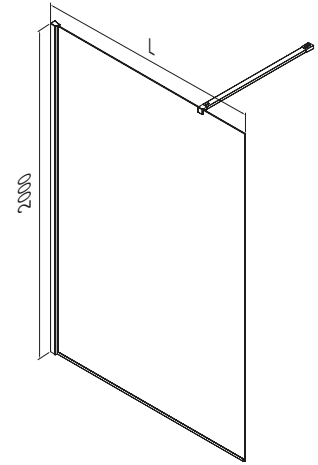
H200

6mm


REV




Le dimensioni sono in mm
 Sizes in mm
 Les dimensions sont indiquées en mm
 Las medidas son en mm



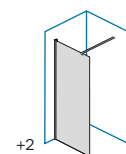
Vetro temperato di sicurezza 6 mm.
 Tempered safety glass 6 mm.
 Verre trempé de sécurité 6 mm.
 Vidrio templado de seguridad 6 mm.

Cod.	L	KG	
B2562 A	76 - 78 cm	27	1
B2564 A	86 - 88 cm	30	1
B2565 A	96 - 98 cm	35	1
B2566 A	116 - 118 cm	41	1
B2568 A	136 - 138 cm	47	1

Cod.	L	KG	
B2572 A	78 - 80 cm	27	1
B2574 A	88 - 90 cm	30	1
B2575 A	98 - 100 cm	35	1
B2576 A	118 - 120 cm	41	1
B2578 A	138 - 140 cm	47	1

Parete A 6 mm / Panel A 6 mm / Paroi A 6 mm / Pared A 6 mm
H max 217 cm
L min 50 cm max 150 cm


AN WM BM	01	14
Larghezza - estensibilità Breadth - extensibility Largeur - extensibilité Ancho - extensibilidad	cod.	cod.
L 76 - 78 cm	B2562 A AN 01 B2562 A WM 01 B2562 A BM 01	B2562 A AN 14 B2562 A WM 14 B2562 A BM 14
L 86 - 88 cm	B2564 A AN 01 B2564 A WM 01 B2564 A BM 01	B2564 A AN 14 B2564 WM AN 14 B2564 BM AN 14
L 96 - 98 cm	B2565 A AN 01 B2565 A WM 01 B2565 A BM 01	B2565 A AN 14 B2565 A WM 14 B2565 A BM 14
L 116 - 118 cm	B2566 A AN 01 B2566 A WM 01 B2566 A BM 01	B2566 A AN 14 B2566 A WM 14 B2566 A BM 14
L 136 - 138 cm	B2568 A AN 01 B2568 A WM 01 B2568 A BM 01	B2568 A AN 14 B2568 A WM 14 B2568 A BM 14


 parete A
 panel A
 paroi A
 pared A

Staffa di rinforzo inclusa nell'imballaggio.
Reinforcement brackets included in the package.
Bras de renfort inclus dans l'emballage.
Soporte de refuerzo incluido en el embalaje.
Parete A 6 mm / Panel A 6 mm / Paroi A 6 mm / Pared A 6 mm

Larghezza - estensibilità Breadth - extensibility Largeur - extensibilité Ancho - extensibilidad	cod.	cod.
L 78 - 80 cm	B2572 A AN 01 B2572 A WM 01 B2572 A BM 01	B2572 A AN 14 B2572 A WM 14 B2572 A BM 14
L 88 - 90 cm	B2574 A AN 01 B2574 A WM 01 B2574 A BM 01	B2574 A AN 14 B2574 A WM 14 B2574 A BM 14
L 98 - 100 cm	B2575 A AN 01 B2575 A WM 01 B2575 A BM 01	B2575 A AN 14 B2575 A WM 14 B2575 A BM 14
L 118 - 120 cm	B2576 A AN 01 B2576 A WM 01 B2576 A BM 01	B2576 A AN 14 B2576 A WM 14 B2576 A BM 14
L 138 - 140 cm	B2578 A AN 01 B2578 A WM 01 B2578 A BM 01	B2578 A AN 14 B2578 A WM 14 B2578 A BM 14

Staffa di rinforzo inclusa nell'imballaggio.
Reinforcement brackets included in the package.
Bras de renfort inclus dans l'emballage.
Soporte de refuerzo incluido en el embalaje.
Misure speciali
Special size
Dimensions spéciales
Medidas especiales

	cod.
B2569A	I
B2579A	I
	cod.
B2569A	III
B2579A	III

Ulteriori maggiorazioni / Further price increases
D'autres augmentations / Posteriores aumentos

	cod.		cod.
B2562-B2568	1A	1 parete / 1 panel 1 paroi / 1 pared	L 0 - 100 cm KU7000.01 L 100 - 200 cm KU7000.11
B2572-B2578	1A	2 pareti / 2 panels 2 paroi / 2 pared	L 0 - 100 cm KU7000.03 L 100 - 200 cm KU7000.33
		3 pareti / 3 panels 3 paroi / 3 pared	L 0 - 100 cm KU7000.10 L 100 - 200 cm KU7000.20
	KU4000.01		

WALK IN 6 mm

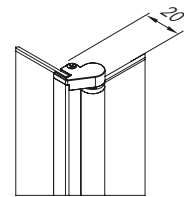
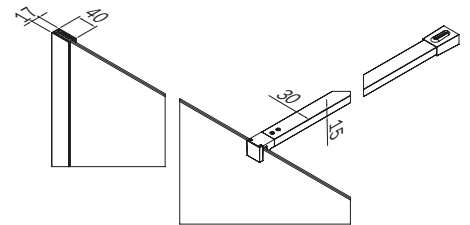
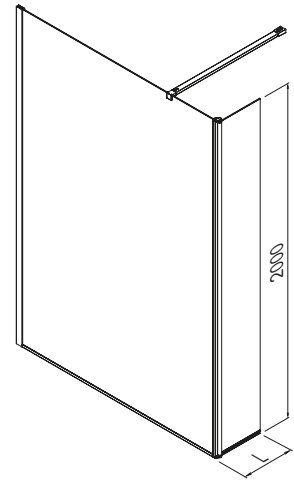
H200

6mm


REV



Le dimensioni sono in mm
 Sizes in mm
 Les dimensions sont indiquées en mm
 Las medidas son en mm



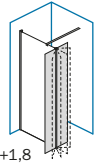
Vetro temperato di sicurezza 6 mm.
 Il movimento di rotazione 270° viene garantito mediante sistema Camme integrato.
 Tempered safety glass 6 mm.
 The 270° round moving is guaranteed with integrated Camme-System.
 Verre trempé de sécurité 6 mm.
 Le mouvement de rotation 270° est garanti grâce au système à Came intégré.
 Vidrio templado de seguridad 6 mm.
 Se garantiza el movimiento de rotación 270° a través de un sistema Camme integrado.

Cod.	L	KG	
B2561 M	30 cm	10	1
B2562 M	40 cm	11	1
B2563 M	50 cm	12	1

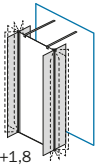
Deflettore M 6 mm / Deflector M 6 mm / Paroi mobile M 6 mm / Deflector M 6 mm

H max 217 cm
L min 15 cm max 60 cm

AN	WM	BM	01	14
Larghezza - estensibilità Breadth - extensibility Largeur - extensibilité Ancho - extensibilidad			cod.	cod.
L 30 cm			B2561 M AN 01 B2561 M WM 01 B2561 M BM 01	B2561 M AN 14 B2561 M WM 14 B2561 M BM 14
L 40 cm			B2562 M AN 01 B2562 M WM 01 B2562 M BM 01	B2562 M AN 14 B2562 M WM 14 B2562 M BM 14
L 50 cm			B2563 M AN 01 B2563 M WM 01 B2563 M BM 01	B2563 M AN 14 B2563 M WM 14 B2563 M BM 14



+1,8
deflettore M + parete A
deflector M + panel A
deflecteur M + paroi A
deflector M + pared A



+1,8
deflettore M + parete A
deflector M + panel A
deflecteur M + paroi A
deflector M + pared A

L'utilizzo del deflettore genera un ingombro di 2 cm da aggiungere alla dimensione della parete in abbinamento.
Deflector choice increases the size of the panel A by 2 cm.
Le choix du déflecteur augmente la dimension de la paroi A de 2cm.
La elección del deflector aumenta el tamaño del panel A por 2cm.

Misure speciali
Special size
Dimensions spéciales
Medidas especiales

	cod.
B2569M	I
	cod.
B2569M	III

Ulteriori maggiorazioni / Further price increases
D'autres augmentations / Posteriores aumentos

	cod.		cod.
B2561-B2563	1A	1 parete / 1 panel 1 paroi / 1 pared	L 0 - 100 cm KU7000.01 L 100 - 200 cm KU7000.11
	cod.	2 pareti / 2 panels 2 paroi / 2 pared	L 0 - 100 cm KU7000.03 L 100 - 200 cm KU7000.33
	KU4000.01	3 pareti / 3 panels 3 paroi / 3 pared	L 0 - 100 cm KU7000.10 L 100 - 200 cm KU7000.20

WALK IN 6 mm

H200

6mm

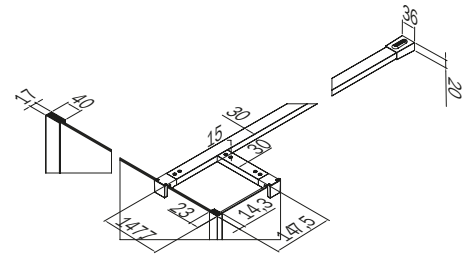
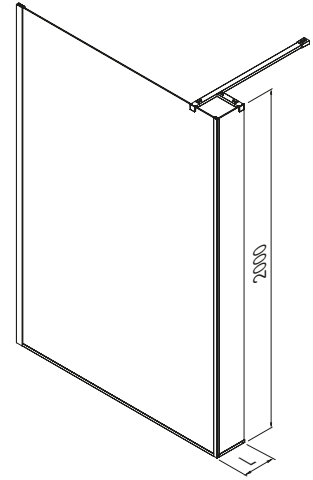
REV



Vetro temperato di sicurezza 6 mm.
Tempered safety glass 6 mm.
Verre trempé de sécurité 6 mm.
Vidrio templado de seguridad 6 mm.

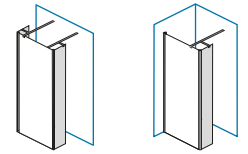
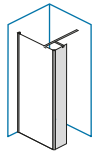
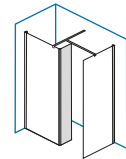
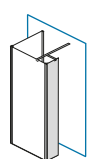
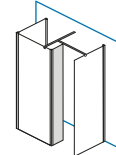
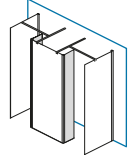
Cod.	L	KG	
B2560 B	20 cm	9	1
B2561 B	30 cm	10	1

Le dimensioni sono in mm
Sizes in mm
Les dimensions sont indiquées en mm
Las medidas son en mm



Parete B 6 mm / Panel B 6 mm / Paroi B 6 mm / Pared B 6 mm
H max 217cm
L min 20cm/max 50cm


AN	WM	BM	01	14
Larghezza - estensibilità Breadth - extensibility Largeur - extensibilité Ancho - extensibilidad			cod.	cod.
L 20 cm			B2560 B AN 01	B2560 B AN 14
			B2560 B WM 01	B2560 B WM 14
			B2560 B BM 01	B2560 B BM 14
L 30 cm			B2561 B AN 01	B2561 B AN 14
			B2561 B WM 01	B2561 B WM 14
			B2561 B BM 01	B2561 B BM 14


 parete B+A
 panel B+A
 paroi B+A
 pared B+A

 parete B+A
 panel B+A
 paroi B+A
 pared B+A

 parete B+A+C
 panel B+A+C
 paroi B+A+C
 pared B+A+C

 parete B+A+D
 panel B+A+D
 paroi B+A+D
 pared B+A+D

 parete B+A+C+D
 panel B+A+C+D
 paroi B+A+C+D
 pared B+A+C+D

 parete B+A+C
 panel B+A+C
 paroi B+A+C
 pared B+A+C

Misure speciali
Special size
Dimensions spéciales
Medidas especiales

	cod.
B2569B	I
	cod.
B2569B	III

Ulteriori maggiorazioni / Further price increases
D'autres augmentations / Posteriores aumentos

	cod.		cod.
B2560-B2561	1A	1 parete / 1 panel 1 paroi / 1 pared	L 0 - 100 cm L 100 - 200 cm KU7000.01 KU7000.11
	cod.	2 pareti / 2 panels 2 paroi / 2 pared	L 0 - 100 cm L 100 - 200 cm KU7000.03 KU7000.33
	KU4000.01	3 pareti / 3 panels 3 paroi / 3 pared	L 0 - 100 cm L 100 - 200 cm KU7000.10 KU7000.20

WALK IN 6 mm

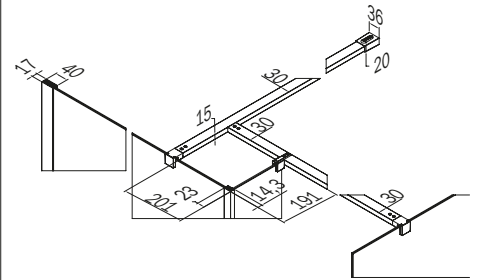
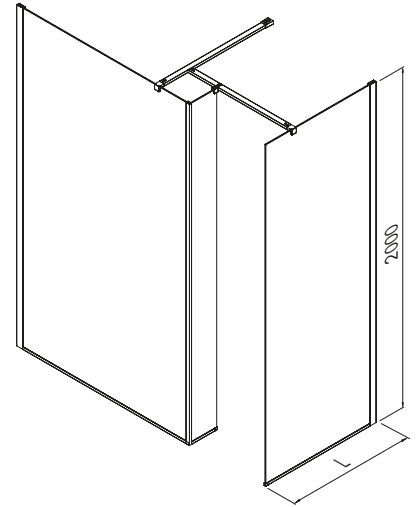
H200

6mm


REV



Le dimensioni sono in mm
 Sizes in mm
 Les dimensions sont indiquées en mm
 Las medidas son en mm

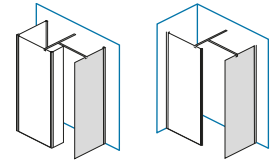
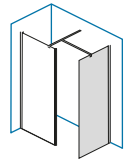
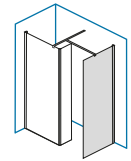
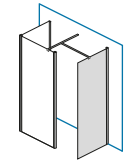
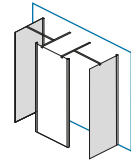
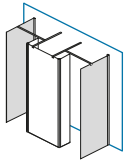


Vetro temperato di sicurezza 6 mm.
 Tempered safety glass 6 mm.
 Verre trempé de sécurité 6 mm.
 Vidrio templado de seguridad 6 mm.

Cod.	L	KG	
B2560 C	66 - 68 cm	26	1
B2562 C	76 - 78 cm	27	1

Parete C 6 mm / Panel C 6 mm / Paroi C 6 mm / Pared C 6 mm
H max 217cm
L min 60cm/max 120cm

AN	WM	BM	01	14
Larghezza - estensibilità Breadth - extensibility Largeur - extensibilité Ancho - extensibilidad			cod.	cod.
L 66 - 68 cm			B2560 C AN 01 B2560 C WM 01 B2560 C BM 01	B2560 C AN 14 B2560 C WM 14 B2560 C BM 14
L 76 - 78 cm			B2562 C AN 01 B2562 C WM 01 B2562 C BM 01	B2562 C AN 14 B2562 C WM 14 B2562 C BM 14


 parete C+A+B+D
 panel C+A+B+D
 paroi C+A+B+D
 pared C+A+B+D

 parete C+A
 panel C+A
 paroi C+A
 pared C+A

 parete C+A+B
 panel C+A+B
 paroi C+A+B
 pared C+A+B

 parete C+A+D
 panel C+A+D
 paroi C+A+D
 pared C+A+D

 parete C+A
 panel C+A
 paroi C+A
 pared C+A

 parete C+A+B
 panel C+A+B
 paroi C+A+B
 pared C+A+B

Misure speciali
Special size
Dimensions spéciales
Medidas especiales

	cod.
B2569C	I
	cod.
B2569C	III

Ulteriori maggiorazioni / Further price increases
D'autres augmentations / Posteriores aumentos

	cod.		cod.
B2560-B2562	1A	1 parete / 1 panel 1 paroi / 1 pared	L 0 - 100 cm KU7000.01 L 100 - 200 cm KU7000.11
	cod.	2 pareti / 2 panels 2 paroi / 2 pared	L 0 - 100 cm KU7000.03 L 100 - 200 cm KU7000.33
	KU4000.01	3 pareti / 3 panels 3 paroi / 3 pared	L 0 - 100 cm KU7000.10 L 100 - 200 cm KU7000.20

WALK IN 6 mm

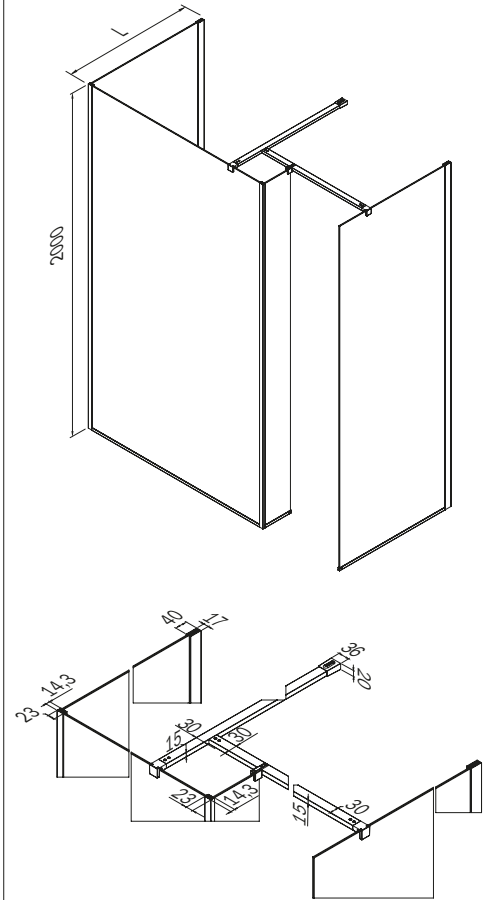
H200

6mm


REV



Le dimensioni sono in mm
 Sizes in mm
 Les dimensions sont indiquées en mm
 Las medidas son en mm

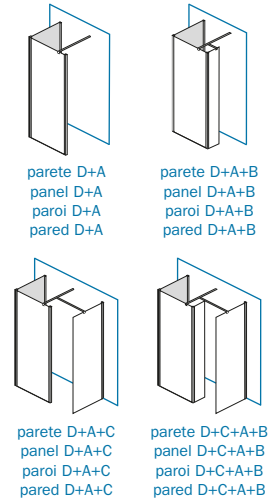


Vetro temperato di sicurezza 6 mm.
 Tempered safety glass 6 mm.
 Verre trempé de sécurité 6 mm.
 Vidrio templado de seguridad 6 mm.

Cod.	L	KG	
B2560 D	66 - 68 cm	27	1
B2562 D	76 - 78 cm	30	1
B2564 D	86 - 88 cm	33	1
B2565 D	96 - 98 cm	36	1

Parete D 6 mm / Panel D 6 mm / Paroi D 6 mm / Pared D 6 mm
H max 217 cm
L min 60 cm max 120 cm


AN	WM	BM	01	14
Larghezza - estensibilità Breadth - extensibility Largeur - extensibilité Ancho - extensibilidad			cod.	cod.
L 66 - 68 cm			B2560 D AN 01 B2560 D WM 01 B2560 D BM 01	B2560 D AN 14 B2560 D WM 14 B2560 D BM 14
L 76 - 78 cm			B2562 D AN 01 B2562 D WM 01 B2562 D BM 01	B2562 D AN 14 B2562 D WM 14 B2562 D BM 14
L 86 - 88 cm			B2564 D AN 01 B2564 D WM 01 B2564 D BM 01	B2564 D AN 14 B2564 D WM 14 B2564 D BM 14
L 96 - 98 cm			B2565 D AN 01 B2565 D WM 01 B2565 D BM 01	B2565 D AN 14 B2565 D WM 14 B2565 D BM 14


Misure speciali
Special size
Dimensions spéciales
Medidas especiales

	cod.
B2569D	I
	cod.
B2569D	III

Ulteriori maggiorazioni / Further price increases
D'autres augmentations / Posteriores aumentos

	cod.		cod.
B2560-B2565	1A	1 parete / 1 panel 1 paroi / 1 pared	L 0 - 100 cm KU7000.01 L 100 - 200 cm KU7000.11
	cod.	2 pareti / 2 panels 2 paroi / 2 pared	L 0 - 100 cm KU7000.03 L 100 - 200 cm KU7000.33
	KU4000.01	3 pareti / 3 panels 3 paroi / 3 pared	L 0 - 100 cm KU7000.10 L 100 - 200 cm KU7000.20

WALK IN 6 mm

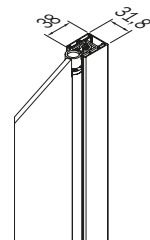
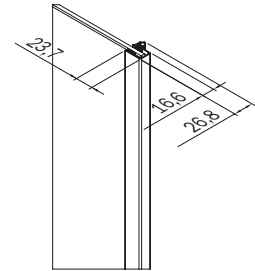
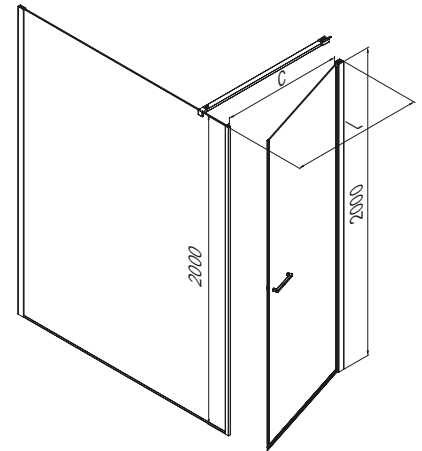
H200

6mm


REV




Le dimensioni sono in mm
 Sizes in mm
 Les dimensions sont indiquées en mm
 Las medidas son en mm



Chiusura magnetica. Apertura totale delle ante verso l'esterno. Guarnizione inferiore. Maniglia int. - est.
 Magnetic closure. Outside opening doors. Bottom seal. Inside-outside handle.
 Fermeture magnétique. Portes s'ouvrant à l'extérieur. Joint inférieur. Poignée intérieur-extérieur.
 Cierre magnético. Puertas de apertura exterior. Sello inferior. manija interior-exterior.

Cod.	L	C	KG	
B259X S	70 - 85,9	62 - 78	25	1
B259Y S	86 - 100	78 - 92	32	1
B259X D	70 - 85,9	62 - 78	25	1
B259Y D	86 - 100	78 - 92	32	1

Porta battente di chiusura sinistra / Left pivot door
Porte pivotante gauche / Puerta pivotante izquierda
H min 150cm / max 217cm
L min 50cm / max 100cm

AN WM BM AC OR BZ
01
14
73
41

 Larghezza - estensibilità
 Breadth - extensibility
 Largeur - extensibilité
 Ancho - extensibilidad

cod.

cod.

cod.

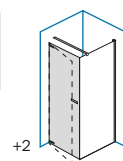
cod.

L 70 - 85,9 cm

 WM - BM
 AC - OR - BZ

B259X S AN 01
B259X S 01
B259X S 01
B259X S AN 14
B259X S 14
B259X S 14
B259X S AN 73
B259X S 73
B259X S 73
B259X S AN 41
B259X S 41
B259X S 41
L 86 - 100 cm

 WM - BM
 AC - OR - BZ

B259Y S AN 01
B259Y S 01
B259Y S 01
B259Y S AN 14
B259Y S 14
B259Y S 14
B259Y S AN 73
B259Y S 73
B259Y S 73
B259Y S AN 41
B259Y S 41
B259Y S 41

 porta sinistra
 left door
 porte gauche
 puerta izquierda

Fornire la misura a partire dal muro all'esterno lastra esistente.

Please provide the exact measure from the wall to the external side of the existing panel.

Veuillez fournir la dimension du mur à l'extérieur de la paroi vitrée existante.

Proporcionar las medidas desde la pared hasta el externo de la hoja cristal existente.

Porta battente di chiusura destra / Right pivot door
Porte pivotante droite / Puerta pivotante derecha
H min 150cm / max 217cm
L min 50cm / max 100cm

 Larghezza - estensibilità
 Breadth - extensibility
 Largeur - extensibilité
 Ancho - extensibilidad

cod.

cod.

cod.

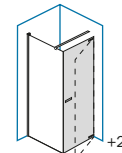
cod.

L 70 - 85,9 cm

 WM - BM
 AC - OR - BZ

B259X D AN 01
B259X D 01
B259X D 01
B259X D AN 14
B259X D 14
B259X D 14
B259X D AN 73
B259X D 73
B259X D 73
B259X D AN 41
B259X D 41
B259X D 41
L 86 - 100 cm

 WM - BM
 AC - OR - BZ

B259Y D AN 01
B259Y D 01
B259Y D 01
B259Y D AN 14
B259Y D 14
B259Y D 14
B259Y D AN 73
B259Y D 73
B259Y D 73
B259Y D AN 41
B259Y D 41
B259Y D 41

 porta destra
 right door
 porte droite
 puerta derecha

Misure speciali
Special size
Dimensions spéciales
Medidas especiales


cod.

B259X-B259Y


cod.

B259X-B259Y


cod.

B259X-B259Y


cod.

KU4000.01


cod.

 1 parete / 1 panel
 1 paroi / 1 pared

L 0 - 100 cm
L 100 - 200 cm
KU7000.01
KU7000.11

 2 pareti / 2 panels
 2 paroi / 2 pared

L 0 - 100 cm
L 100 - 200 cm
KU7000.03
KU7000.33

 3 pareti / 3 panels
 3 paroi / 3 pared

L 0 - 100 cm
L 100 - 200 cm
KU7000.10
KU7000.20

INDISSIMA_WALK_IN





INDISSIMA



INDISSIMA_WALK_IN



PLUS DI PRODOTTO

- H 200 cm
- Telaio in acciaio inox da 1,5cm
- Prodotto su misura
- IGP di serie
- Barra accessoriata personalizzabile con la funzione di braccio di rinforzo
- Estetica e finiture coordinate agli accessori e mobili Indissima

PRODUCT HIGHLIGHTS

- H 200cm
- 1.5 cm stainless steel frame
- Custom product
- IGP as standard
- Customizable accessory bar that acts as a reinforcement arm
- Aesthetics and finishes coordinated with Indissima furniture and accessories

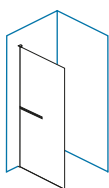
POINTS FORTS DU PRODUIT

- H 200 cm
- Cadre en acier inoxydable 1,5cm
- Produit sur mesure
- IGP de série
- Barre d'accessoires personnalisable qui fait fonction de bras de renfort
- Esthétique et finitions coordonnées aux meubles et accessoires Indissima

PRODUCTOS DESTACADOS

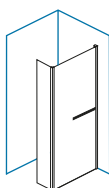
- H 200cm
- Estructura de acero inoxidable de 1,5 cm
- producto personalizado
- IGP de serie
- Barra accesoria personalizable que actúa como brazo de refuerzo
- Estética y acabados coordinados con muebles y accesorios Indissima

Walk in parete A 6 mm / walk in panel A 6 mm / Walk in paroi A 6 mm / Walk in pared A 6 mm



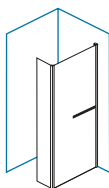
pag./page 066

**Walk in Parete A per abbinamento / Panel A for combination
Paroi A pour combinaison/ Pared A para combinación**



pag./page 068 - 070

Walk in parete B 6 mm / Walk in panel B 6 mm / Walk in paroi B 6 mm / Walk in pared B 6 mm



pag./page 068 - 070

Telaio / Frame / Profilé / Bastidor




NS

Acciaio inox spazzolato
Brushed stainless steel
Acier inoxydable brossé
Acero inoxidable cepillado



WM

Bianco opaco
White matt
Blanc mat
Blanco mate



BM

NE

Nero opaco
Black matt
Noir mat
Negro mate

Vetro / Glass / Verre / Vidrio



01

Trasparente
Transparent
Transparent
Transparente



14

Grigio
Grey
Gris
Gris

INDISSIMA_WALK_IN

Trattamento per la protezione anticalcare del vetro / Anti limescale glass protection treatment Traitement pour la protection du verre / Tratamiento para la protección del vidrio



DI SERIE
STANDARD
SÈRIE
SÉRIE

Favorisce lo scorrimento dell'acqua e riduce la formazione di depositi di calcare, saponi o altri prodotti usati normalmente per la pulizia del corpo. Attenzione: il trattamento Inda Glass Protection non elimina la pulizia del vetro ma la facilita.

It allows the water to run down and reduce limescale or soap deposits and products normally used for the body cleaning. Attention: the treatment Inda Glass Protection does not eliminate the cleaning of the glass but eases the cleaning.

Favorise l'écoulement de l'eau et réduit la formation de dépôts de calcaire, savon ou autres produits utilisés normalement pour l'hygiène personnelle. Attention: le traitement Inda Glass Protection n'empêche pas le nettoyage du verre mais le facilite.

Favorece que el agua resbale y reduce la formación de depósitos de cal, jabones o otros productos usados normalmente para la higiene personal. Atención: el tratamiento Inda Glass Protection no elimina la limpieza del vidrio, pero la facilita.

Telaio / Frame / Profilé / Bastidor

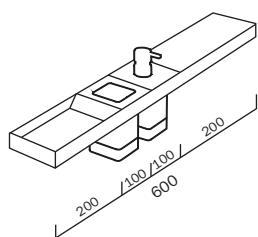


Telaio inox portante in linea con struttura accessori.
Carter interno copri viti.
Supporting stainless steel frame in line with accessory structure. Internal cover for screws.
Cadre en acier inoxydable, aligné avec la structure des accessoires. Couvercle interne pour vis.
Marco de soporte en acero inoxidable en línea con la estructura accesoria. Tapa interna para tornillos.

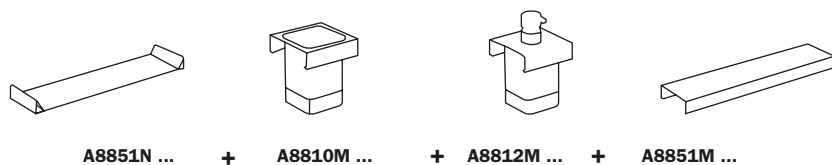
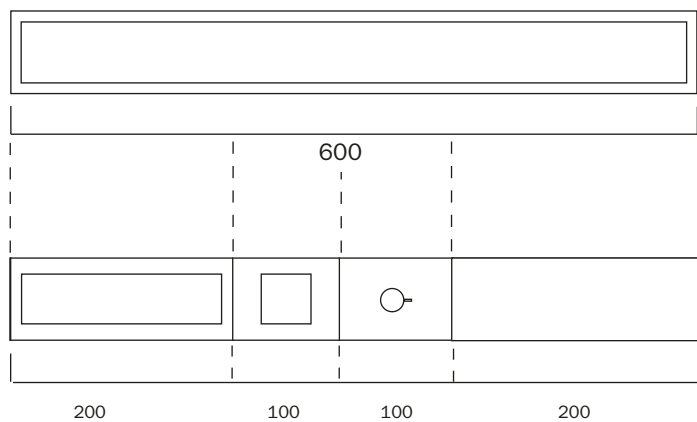


Telaio inox superiore minimale in linea con struttura mobili. Telaio inox superiore estremizzato (solo 15 mm).
Minimal upper stainless steel frame in line with mobile structure. Extremely stainless steel upper frame (only 15 mm).
Cadre supérieur en acier inoxydable minimal aligné avec la structure mobile. Cadre supérieur en acier inoxydable (15 mm seulement).
Estructura superior minimalista en línea con la estructura del mueble. Marco superior en acero inoxidable de solo 15 mm.

Barra modulare / Modular bar / Barre équipée / Barra modular

Come comporre la barra modulare / How to compose the modular bar
Comment composer la barre modulaire / Como componer la barra modular

B749... + accessori / accessories / accessoires / accesorios



Accessori / Accessories / Accessoires / Accesorios



cod. A8812MNS21
cod. A8812MWM21
cod. A8812MNE21



cod. A8810MNS21
cod. A8810MWM21
cod. A8810MNE21



cod. A8851NNS
cod. A8851NWM
cod. A8851NNE



cod. A8851MNS
cod. A8851MWN
cod. A8851MNE

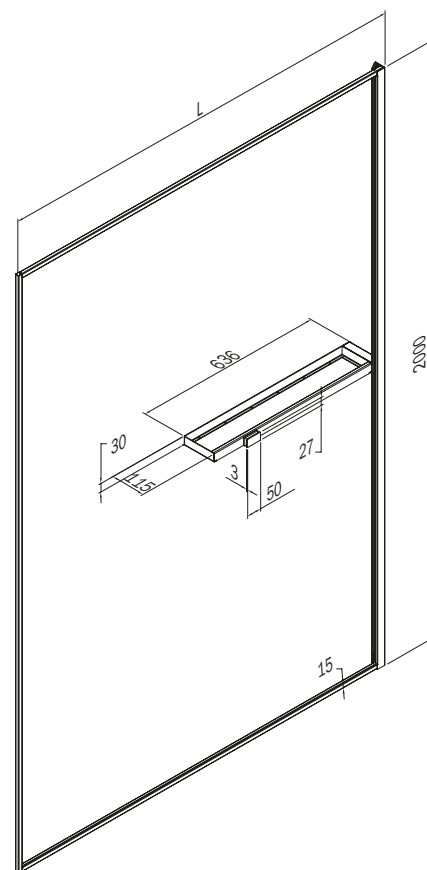
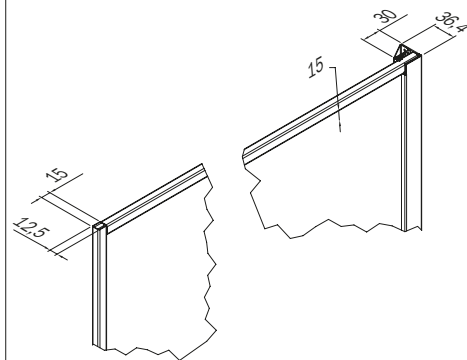


H200

6mm



Le dimensioni sono in mm
 Sizes in mm
 Les dimensions sont indiquées en mm
 Las medidas son en mm

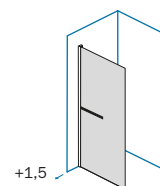


Walk-in con telaio in acciaio inox e mensola accessori portante.
 Walk-in with stainless steel frame and equipped bar that acts as a reinforcement arm.
 Walk-in avec cadre en acier inox et barre équipée qui fait fonction de bras de renfort.
 Walk-in con estructura de acero inoxidable y barra equipada que actúa como brazo de refuerzo.

Cod.	L	KG	
B749X S	70 - 99,9	23	2
B749Y S	100 - 139,9	32	2
B749Z S	140 - 180	42	2
B749X D	70 - 99,9	23	2
B749Y D	100 - 139,9	32	2
B749Z D	140 - 180	42	2

Walk-in parete A sinistra / Left walk-in panel A
Walk-in paroi A gauche / Walk-in pared A izquierda
H min 150cm / max 200cm
L min 70cm / max 180cm


NS	BM	WM	01	14
Larghezza - estensibilità Breathth - extensibility Largeur - extensibilité Ancho - extensibilidad			cod.	cod.
L 70 - 99,9 cm			B749X S NS 01 B749X S BM 01 B749X S WM 01	B749X S NS 14 B749X S BM 14 B749X S WM 14
L 100 - 139,9 cm			B749Y S NS 01 B749Y S BM 01 B749Y S WM 01	B749Y S NS 14 B749Y S BM 14 B749Y S WM 14
L 140 - 180 cm			B749Z S NS 01 B749Z S BM 01 B749Z S WM 01	B749Z S NS 14 B749Z S BM 14 B749Z S WM 14

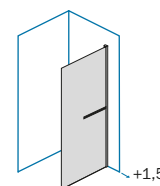


L'invio della scheda prodotto speciale è obbligatorio per il completamento dell'ordine.
 The application form for special products is compulsory to complete the order.
 L'envoi de la fiche produit est obligatoire pour compléter la commande.
 El envío del formulario de productos especiales es obligatorio para procesar la orden.

INDISSIMA_WALK_IN

Walk-in Parete A destra / Walk-in panel A right
Walk-in paroi A droite / Walk-in pared A derecha
H min 150cm / max 200cm
L min 70cm / max 180cm

Larghezza - estensibilità Breathth - extensibility Largeur - extensibilité Ancho - extensibilidad	cod.	cod.
L 70 - 99,9 cm	B749X D NS 01 B749X D BM 01 B749X D WM 01	B749X D NS 14 B749X D BM 14 B749X D WM 14
L 100 - 139,9 cm	B749Y D NS 01 B749Y D BM 01 B749Y D WM 01	B749Y D NS 14 B749Y D BM 14 B749Y D WM 14
L 140 - 180 cm	B749Z D NS 01 B749Z D BM 01 B749Z D WM 01	B749Z D NS 14 B749Z D BM 14 B749Z D WM 14


Accessori / Accessories / Accessoires / Accesorios

 cod. A8812MNS21
 cod. A8812MWM21
 cod. A8812MNE21

 cod. A8810MNS21
 cod. A8810MWM21
 cod. A8810MNE21

 cod. A8851NNS
 cod. A8851NWM
 cod. A8851NNE

 cod. A8851MNS
 cod. A8851MWN
 cod. A8851MNE

Ulteriori maggiorazioni / Further price increases
D'autres augmentations / Posteriores aumentos

Icona	cod.	Icona	cod.
B749X B749Z	Standard	1 parete / 1 panel 1 paroi / 1 pared	L 0 - 100 cm KU7000.01 L 100 - 200 cm KU7000.11
	cod.	2 pareti / 2 panels 2 paroi / 2 pared	L 0 - 100 cm KU7000.03 L 100 - 200 cm KU7000.33
	KU4000.01	3 pareti / 3 panels 3 paroi / 3 pared	L 0 - 100 cm KU7000.10 L 100 - 200 cm KU7000.20

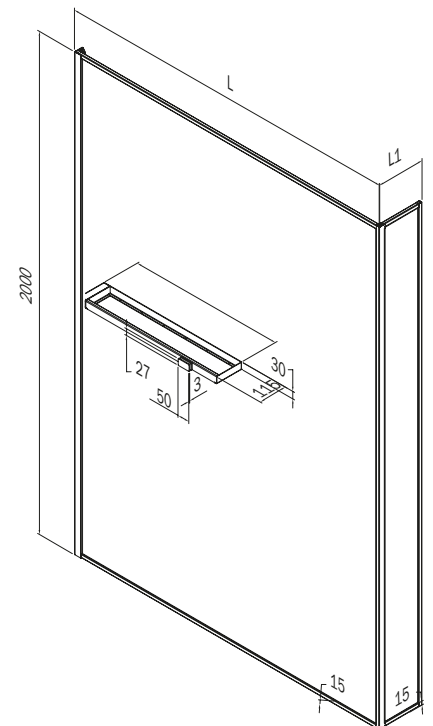
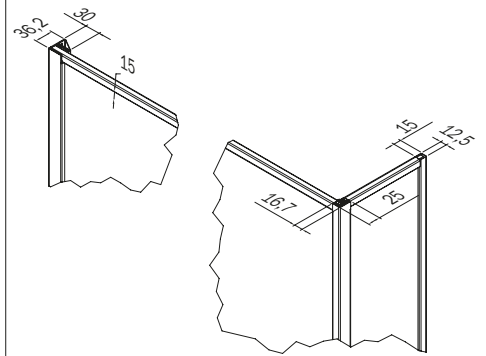


H200

6mm



Le dimensioni sono in mm
 Sizes in mm
 Les dimensions sont indiquées en mm
 Las medidas son en mm



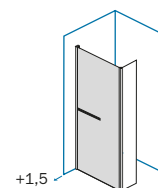
Walk-in con telaio in acciaio inox e mensola accessori portante.
 Walk-in with stainless steel frame and equipped bar that acts as a reinforcement arm.
 Walk-in avec cadre en acier inox et barre équipée qui fait fonction de bras de renfort.
 Walk-in con estructura de acero inoxidable y barra equipada que actúa como brazo de refuerzo.

Cod.	L	KG	
B740X S	70 - 99,9	23	2
B740X S	100 - 139,9	32	2
B740X S	140 - 180	42	2
PARETE B			
B740X B	20 - 50	15	1

Walk-in parete A sinistra per abbinamento / Walk-in left panel A for combination
Walk-in paroi A gauche pour combinaison / Walk-in pared A izquierda para combinación

H min 150cm / max 200cm
 L min 70cm / max 180cm

NS	BM	WM	01	14
Larghezza - estensibilità Breadth - extensibility Largeur - extensibilité Ancho - extensibilidad			cod.	cod.
L 70 - 99,9 cm			B740X S NS 01 B740X S BM 01 B740X S WM 01	B740X S NS 14 B740X S BM 14 B740X S WM 14
L 100 - 139,9 cm			B740Y S NS 01 B740Y S BM 01 B740Y S WM 01	B740Y S NS 14 B740Y S BM 14 B740Y S WM 14
L 140 - 180 cm			B740Z S NS 01 B740Z S BM 01 B740Z S WM 01	B740Z S NS 14 B740Z S BM 14 B740Z S WM 14



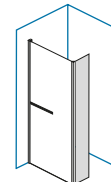
L'invio della scheda prodotto speciale è obbligatorio per il completamento dell'ordine.
 The application form for special products is compulsory to complete the order.
 L'envoi de la fiche produit est obligatoire pour compléter la commande.
 El envío del formulario de productos especiales es obligatorio para procesar la orden.

INDISSIMA_WALK_IN

Walk-in parete B per abbinamento / Walk-in panel B for combination
Walk-in paroi B pour combinaison / walk-in pared B para combinación

H min 150cm / max 200cm
 L min 20cm / max 50cm

Larghezza - estensibilità Breadth - extensibility Largeur - extensibilité Ancho - extensibilidad	cod.	cod.
L 20 - 50 cm	B740X B NS 01 B740X B BM 01 B740X B WM 01	B740X B NS 14 B740X B BM 14 B740X B WM 14



Accessori / Accessories / Accessoires / Accesorios



cod. A8812MNS21
 cod. A8812MWM21
 cod. A8812MNE21



cod. A8810MNS21
 cod. A8810MWM21
 cod. A8810MNE21



cod. A8851NNS
 cod. A8851NWM
 cod. A8851NNE



cod. A8851MNS
 cod. A8851MWN
 cod. A8851MNE

Ulteriori maggiorazioni / Further price increases
D'autres augmentations / Posteriores aumentos

Icona	cod.	Icona	cod.
B740X B740Z	Standard	1 parete / 1 panel 1 paroi / 1 pared	L 0 - 100 cm L 100 - 200 cm KU7000.01 KU7000.11
	cod.	2 pareti / 2 panels 2 paroi / 2 pared	L 0 - 100 cm L 100 - 200 cm KU7000.03 KU7000.33
	KU4000.01	3 pareti / 3 panels 3 paroi / 3 pared	L 0 - 100 cm L 100 - 200 cm KU7000.10 KU7000.20

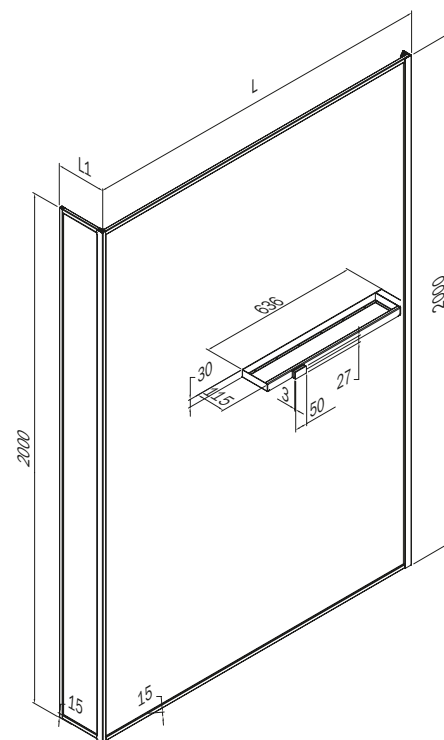
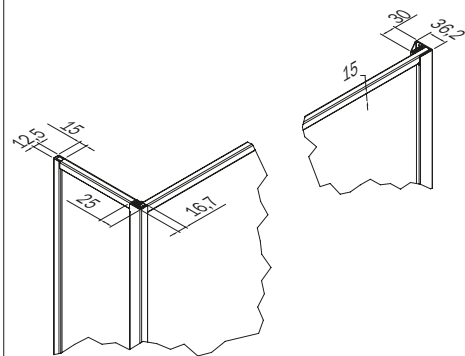


H200

6mm



Le dimensioni sono in mm
 Sizes in mm
 Les dimensions sont indiquées en mm
 Las medidas son en mm



Walk-in con telaio in acciaio inox e mensola accessori portante.
 Walk-in with stainless steel frame and equipped bar that acts as a reinforcement arm.
 Walk-in avec cadre en acier inox et barre équipée qui fait fonction de bras de renfort.
 Walk-in con estructura de acero inoxidable y barra equipada que actúa como brazo de refuerzo.

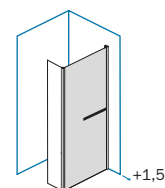
Cod.	L	KG	
B740X D	70 - 99,9	23	2
B740X D	100 - 139,9	32	2
B740X D	140 - 180	42	2
PARETE B			
B740X B	20 - 50	15	1

Walk-in parete A destra per abbinamento / Walk-in right panel A for combination
Walk-in paroi A droit pour combinaison / Walk-in pared A derecha para combinación

H min 150cm / max 200cm
 L min 70cm / max 180cm



NS	BM	WM	01	14
Larghezza - estensibilità Breadth - extensibility Largeur - extensibilité Ancho - extensibilidad			cod.	cod.
L 70 - 99,9 cm			B740X D NS 01 B740X D BM 01 B740X D WM 01	B740X D NS 14 B740X D BM 14 B740X D WM 14
L 100 - 139,9 cm			B740Y D NS 01 B740Y D BM 01 B740Y D WM 01	B740Y D NS 14 B740Y D BM 14 B740Y D WM 14
L 140 - 180 cm			B740Z D NS 01 B740Z D BM 01 B740Z D WM 01	B740Z D NS 14 B740Z D BM 14 B740Z D WM 14



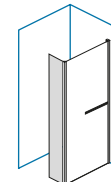
L'invio della scheda prodotto speciale è obbligatorio per il completamento dell'ordine.
 The application form for special products is compulsory to complete the order.
 L'envoi de la fiche produit est obligatoire pour compléter la commande.
 El envío del formulario de productos especiales es obligatorio para procesar la orden.

INDISSIMA_WALK_IN

Walk-in parete B per abbinamento / Walk-in panel B for combination
Walk-in paroi B pour combinaison / walk-in pared B para combinación

H min 150cm / max 200cm
 L min 20cm / max 50cm

Larghezza - estensibilità Breadth - extensibility Largeur - extensibilité Ancho - extensibilidad	cod.	cod.
L 20 - 50 cm	B740X B NS 01 B740X B BM 01 B740X B WM 01	B740X B NS 14 B740X B BM 14 B740X B WM 14



Accessori / Accessories / Accessoires / Accesorios



cod. A8812MNS21
 cod. A8812MWM21
 cod. A8812MNE21



cod. A8810MNS21
 cod. A8810MWM21
 cod. A8810MNE21



cod. A8851NNS
 cod. A8851NWM
 cod. A8851NNE



cod. A8851MNS
 cod. A8851MWN
 cod. A8851MNE

Ulteriori maggiorazioni / Further price increases
D'autres augmentations / Posteriores aumentos

Icona	cod.	Icona	cod.
B740X B740Z	Standard	1 parete / 1 panel 1 paroi / 1 pared	L 0 - 100 cm L 100 - 200 cm KU7000.01 KU7000.11
	cod.	2 pareti / 2 panels 2 paroi / 2 pared	L 0 - 100 cm L 100 - 200 cm KU7000.03 KU7000.33
	KU4000.01	3 pareti / 3 panels 3 paroi / 3 pared	L 0 - 100 cm L 100 - 200 cm KU7000.10 KU7000.20