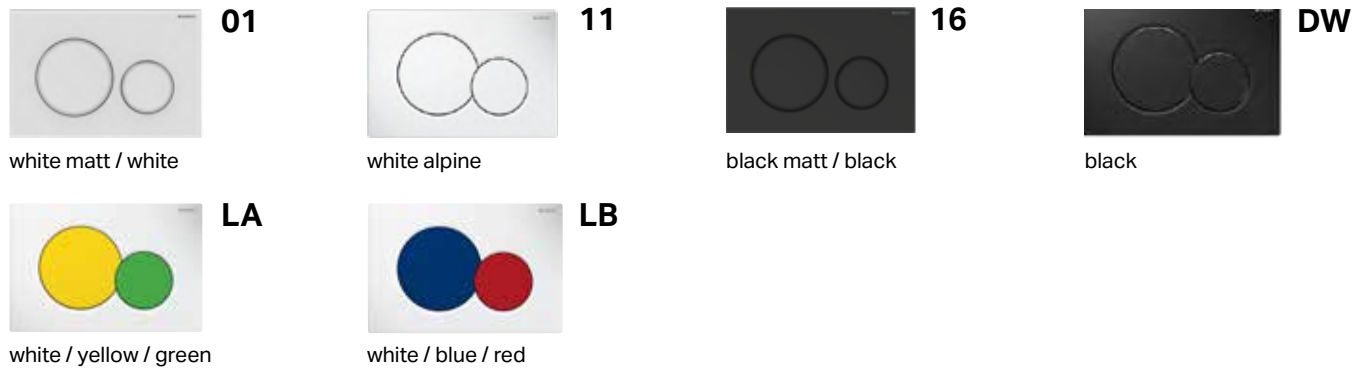



Range of colours


Plastic



Glass



Natural surface



Metal / metallic finished





JQ***

matt chrome / bright chrome



JT***

white matt / bright chrome



KA

bright chrome / matt chrome



KH

bright chrome / matt chrome



KJ

white / bright chrome



KK

white / gold-plated



KM

black / bright chrome



KX

chrome brushed / bright chrome



KY

bright chrome / chrome brushed



SN

stainless steel brushed / polished

Customisable



00**

customised

* The colour and structure of natural products may vary

** The inlay is not supplied by Geberit

*** Easy-to-clean coated

Actuator plates

For Sigma concealed cisterns

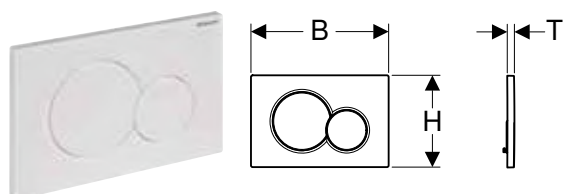
Assortment overview – Geberit actuator plates of the Sigma series for concealed cisterns

Geberit International Sales, version: December 2021

		Sigma01	Sigma10	Sigma20	Sigma21	Sigma30, stop-and-go flush	Sigma30, dual flush	Sigma50	Sigma60 (from 2016)	Sigma70 for Sigma concealed cistern 12 cm	Sigma70 for Sigma concealed cistern 8 cm	Sigma80 for Sigma concealed cistern 12 cm	Sigma80 for Sigma concealed cistern 8 cm	Mambo
		→ p. 166	→ p. 166	→ p. 168	→ p. 169	→ p. 172	→ p. 172	→ p. 173	→ p. 176	→ p. 178	→ p. 178	→ p. 203	→ p. 207	→ p. 182
Concealed cistern	109.300.00.5	✓	✓	✓	✓	✓	✓	✓	✓	✓		✓		✓
	109.791.00.1	✓	✓	✓	✓	✓	✓	✓	✓		✓		✓	✓
Duofix	111.300.00.5	✓	✓	✓	✓	✓	✓	✓	✓	✓		✓		✓
	111.900.00.5	✓	✓	✓	✓	✓	✓	✓	✓	✓		✓		✓
	111.912.00.5	✓	✓	✓	✓	✓	✓	✓	✓	✓		✓		✓
	111.350.00.5	✓	✓	✓	✓	✓	✓	✓		✓				✓
	111.913.00.5	✓	✓	✓	✓	✓	✓	✓		✓		✓		✓
	111.796.00.1	✓	✓	✓	✓	✓	✓	✓	✓		✓	✓	✓	✓
	111.202.00.1	✓	✓	✓	✓	✓	✓	✓	✓		✓	✓	✓	✓
GIS	461.311.00.5	✓	✓	✓	✓	✓	✓	✓	✓	✓		✓		✓
	461.301.00.5	✓	✓	✓	✓	✓	✓	✓	✓	✓				✓
Kombifix	110.350.00.5	✓	✓	✓	✓	✓	✓	✓	✓	✓				✓
	110.359.00.5	✓	✓	✓	✓	✓	✓	✓	✓	✓				✓
	110.340.00.5	✓	✓	✓	✓	✓	✓	✓	✓	✓				✓
	110.792.00.1	✓	✓	✓	✓	✓	✓	✓	✓		✓		✓	✓
	110.797.00.1	✓	✓	✓	✓	✓	✓	✓	✓		✓		✓	✓

✓ Compatible

Geberit actuator plate Sigma01 for dual flush



Application purposes

- For flush actuation with Geberit Sigma concealed cisterns

Technical data

Actuation force	< 20 N
-----------------	--------

Characteristics

- Front actuation
- Sound-absorbing actuator rods, tool-free fast adjustment

Scope of delivery

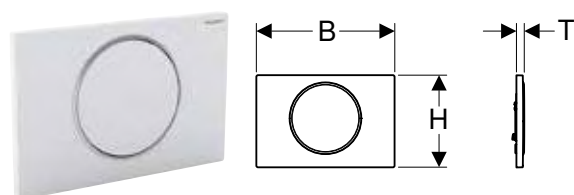
- Mounting frame
- 2 distance bolts
- 2 actuator rods

Art. no.	Colour / surface	Material designation	B [cm]	H [cm]	T [cm]
115.770.11.5	white alpine	Plastic	24.6	16.4	1.3
115.770.21.5	bright chrome-plated	Plastic	24.6	16.4	1.3
115.770.DT.5	special brass galvanized	Plastic	24.6	16.4	1.3
115.770.DW.5	jet black RAL 9005	Plastic	24.6	16.4	1.3
115.770.JQ.5	matt chrome-coated, easy-to-clean coated	Plastic	24.6	16.4	1.3
115.770.KA.5	Plate: bright chrome-plated Buttons: matt chrome-plated	Plastic	24.6	16.4	1.3
115.770.LA.5	Plate: white Full flush volume button: yellow Partial flush volume button: green	Plastic	24.6	16.4	1.3
115.770.LB.5	Plate: white Full flush volume button: blue Partial flush volume button: red	Plastic	24.6	16.4	1.3

Accessories

- Geberit DuoFresh module with automatic actuation, for Sigma concealed cistern 12 cm → p. 179
- Geberit DuoFresh module with manual actuation, for Sigma concealed cistern 12 cm → p. 180
- Geberit DuoFresh module with automatic actuation, for Sigma concealed cistern 8 cm → p. 180
- Geberit DuoFresh module with manual actuation, for Sigma concealed cistern 8 cm → p. 181
- Geberit extension set for Sigma, Omega and Kappa concealed cisterns → p. 191

Geberit actuator plate Sigma10 for stop-and-go flush



Application purposes

- For flush actuation with Geberit Sigma concealed cisterns

Technical data

Actuation force	< 20 N
-----------------	--------

Characteristics

- Front actuation
- Sound-absorbing actuator rods, tool-free fast adjustment

Scope of delivery

- Mounting frame
- 2 distance bolts
- Actuator rod
- Stop-and-go lever

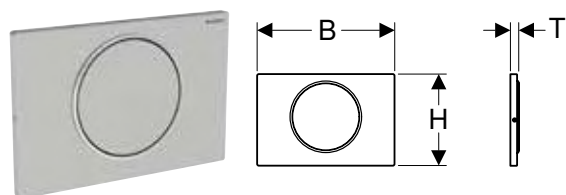
Art. no.	Colour / surface	Material designation	B [cm]	H [cm]	T [cm]
115.758.14.5	Plate and button: black matt coated, easy-to-clean coated Design ring: polished	Stainless steel	24.6	16.4	1.4
115.758.JQ.5	Plate and button: matt chrome-coated, easy-to-clean coated Design ring: bright chrome-plated	Plastic	24.6	16.4	1.4
115.758.JT.5	Plate and button: white matt coated, easy-to-clean coated Design ring: polished	Stainless steel	24.6	16.4	1.4
115.758.KH.5	Plate and button: bright chrome-plated Design ring: matt chrome-plated	Plastic	24.6	16.4	1.4
115.758.KJ.5	Plate and button: white Design ring: bright chrome-plated	Plastic	24.6	16.4	1.4

Art. no.	Colour / surface	Material designation	B [cm]	H [cm]	T [cm]
115.758.KK.5	Plate and button: white Design ring: gold-plated	Plastic	24.6	16.4	1.4
115.758.KM.5	Plate and button: black Design ring: bright chrome-plated	Plastic	24.6	16.4	1.4
115.758.SN.5	Plate and button: brushed, easy-to-clean coated Design ring: polished	Stainless steel	24.6	16.4	1.4

Accessories

- Geberit DuoFresh module with automatic actuation, for Sigma concealed cistern 12 cm → p. 179
- Geberit DuoFresh module with manual actuation, for Sigma concealed cistern 12 cm → p. 180
- Geberit DuoFresh module with automatic actuation, for Sigma concealed cistern 8 cm → p. 180
- Geberit DuoFresh module with manual actuation, for Sigma concealed cistern 8 cm → p. 181
- Geberit extension set for Sigma, Omega and Kappa concealed cisterns → p. 191

Geberit actuator plate Sigma10 for stop-and-go flush, screwable



Application purposes

- For flush actuation with Geberit Sigma concealed cisterns

Technical data

Actuation force	< 20 N
-----------------	--------

Characteristics

- Front actuation
- Sound-absorbing actuator rods, tool-free fast adjustment

Scope of delivery

- Mounting frame
- 2 distance bolts
- Actuator rod
- Stop-and-go lever
- Set of bolts

Art. no.	Colour / surface	Material designation	B [cm]	H [cm]	T [cm]
115.787.SN.5	Plate and button: brushed, easy-to-clean coated Design ring: polished	Stainless steel	24.6	16.4	1.5

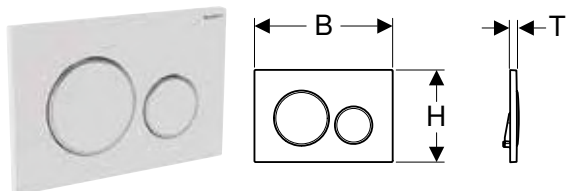
Accessories

- Geberit extension set for Sigma, Omega and Kappa concealed cisterns → p. 191

Actuator Plates and WC Flush Controls

Range of colours
For Sigma concealed cisterns

Geberit actuator plate Sigma20 for dual flush



Application purposes

- For flush actuation with Geberit Sigma concealed cisterns

Technical data

Actuation force	< 20 N
-----------------	--------

Characteristics

- Front actuation
- Sound-absorbing actuator rods, tool-free fast adjustment

Scope of delivery

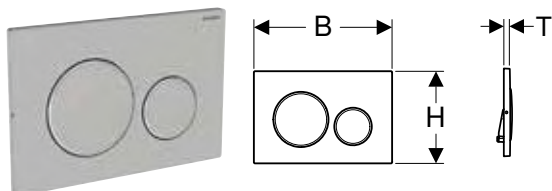
- Mounting frame
- 2 distance bolts
- 2 actuator rods

Art. no.	Colour / surface	Material designation	B [cm]	H [cm]	T [cm]
115.882.01.1	Plate and buttons: white matt coated, easy-to-clean coated Design rings: white	Plastic	24.6	16.4	1.2
115.882.11.1	Plate and buttons: white Design rings: matt white	Plastic	24.6	16.4	1.2
115.882.14.1	Plate and button: black matt coated, easy-to-clean coated Design rings: bright chrome-plated	Plastic	24.6	16.4	1.2
115.882.16.1	Plate and button: black matt coated, easy-to-clean coated Design rings: black	Plastic	24.6	16.4	1.2
115.882.DW.1	Plate and buttons: black Design rings: matt black	Plastic	24.6	16.4	1.2
115.882.JQ.1	Plate and buttons: matt chrome-coated, easy-to-clean coated Design rings: bright chrome-plated	Plastic	24.6	16.4	1.2
115.882.JT.1	Plate and buttons: white matt coated, easy-to-clean coated Design rings: bright chrome-plated	Plastic	24.6	16.4	1.2
115.882.KH.1	Plate and buttons: bright chrome-plated Design rings: matt chrome-plated	Plastic	24.6	16.4	1.2
115.882.KJ.1	Plate and buttons: white Design rings: bright chrome-plated	Plastic	24.6	16.4	1.2
115.882.KK.1	Plate and buttons: white Design rings: gold-plated	Plastic	24.6	16.4	1.2
115.882.KM.1	Plate and buttons: black Design rings: bright chrome-plated	Plastic	24.6	16.4	1.2
115.882.SN.1	Plate and buttons: brushed, easy-to-clean coated Design rings: polished	Stainless steel	24.6	16.4	1.2

Accessories

- Geberit extension set for Sigma, Omega and Kappa concealed cisterns → p. 191

Geberit actuator plate Sigma20 for dual flush, screwable



Application purposes

- For flush actuation with Geberit Sigma concealed cisterns

Technical data

Actuation force	< 20 N
-----------------	--------

Characteristics

- Front actuation
- Sound-absorbing actuator rods, tool-free fast adjustment

Scope of delivery

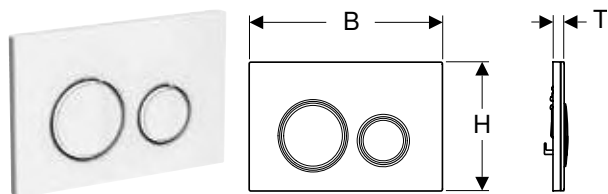
- Mounting frame
- 2 distance bolts
- 2 actuator rods
- Set of bolts

Art. no.	Colour / surface	Material designation	B [cm]	H [cm]	T [cm]
115.889.SN.1	Plate and buttons: brushed, easy-to-clean coated Design rings: polished	Stainless steel	24.6	16.4	1.2

Accessories

- Geberit extension set for Sigma, Omega and Kappa concealed cisterns → p. 191

Geberit actuator plate Sigma21 for dual flush, metal colour chrome-plated



Application purposes

- For flush actuation with Geberit Sigma concealed cisterns

Technical data

Actuation force	< 20 N
-----------------	--------

Characteristics

- Front actuation
- Sound-absorbing actuator rods, tool-free fast adjustment

Scope of delivery

- Mounting frame
- 2 distance bolts
- 2 actuator rods

Art. no.	Colour / surface	Material designation	B [cm]	H [cm]	T [cm]
115.884.00.1	Base plate and design rings: chrome-plated Cover plate and buttons: customised	Die-cast zinc	24.6	16.4	1
115.884.JK.1	Base plate and design rings: chrome-plated Cover plate and buttons: lava	Die-cast zinc / glass	24.6	16.4	1.4
115.884.JL.1	Base plate and design rings: chrome-plated Cover plate and buttons: sand grey	Die-cast zinc / glass	24.6	16.4	1.4
115.884.JM.1	Base plate and design rings: chrome-plated Cover plate and buttons: Mustang slate	Die-cast zinc / slate (natural product)	24.6	16.4	1.4
115.884.JV.1	Base plate and design rings: chrome-plated Cover plate and buttons: concrete look	Die-cast zinc / ceramic	24.6	16.4	1.4
115.884.JX.1	Base plate and design rings: chrome-plated Cover plate and buttons: black walnut	Die-cast zinc / wood (natural product)	24.6	16.4	1.4
115.884.SI.1	Base plate and design rings: chrome-plated Cover plate and buttons: white	Die-cast zinc / glass	24.6	16.4	1.4
115.884.SJ.1	Base plate and design rings: chrome-plated Cover plate and buttons: black	Die-cast zinc / glass	24.6	16.4	1.4

Accessories

- Geberit extension set for Sigma, Omega and Kappa concealed cisterns → p. 191



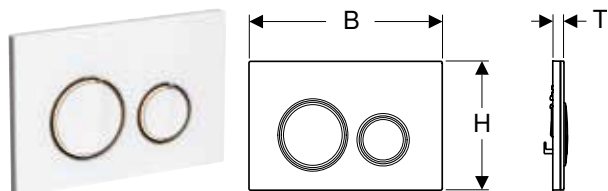
- Customised solution without inlay, must be sourced locally
- The colour and structure of natural products may vary
- Lead time: 6 weeks for art. nos. 115.884.JV.1 and 115.884.JX.1

Actuator Plates and WC Flush Controls

Range of colours

For Sigma concealed cisterns

Geberit actuator plate Sigma21 for dual flush, metal colour red gold



Application purposes

- For flush actuation with Geberit Sigma concealed cisterns

Technical data

Actuation force	< 20 N
-----------------	--------

Characteristics

- Front actuation
- Mounting plate, easy-to-clean coated
- Sound-absorbing actuator rods, tool-free fast adjustment

Scope of delivery

- Mounting frame
- 2 distance bolts
- 2 actuator rods

Art. no.	Colour / surface	Material designation	B [cm]	H [cm]	T [cm]
115.650.00.1	Base plate and design rings: red gold Cover plate and buttons: customised	Die-cast zinc	24.6	16.4	1
115.650.JM.1	Base plate and design rings: red gold Cover plate and buttons: Mustang slate	Die-cast zinc / slate (natural product)	24.6	16.4	1.4
115.650.JV.1	Base plate and design rings: red gold Cover plate and buttons: concrete look	Die-cast zinc / ceramic	24.6	16.4	1.4
115.650.JX.1	Base plate and design rings: red gold Cover plate: black walnut	Die-cast zinc / wood (natural product)	24.6	16.4	1.4
115.650.SI.1	Base plate and design rings: red gold Cover plate and buttons: white	Die-cast zinc / glass	24.6	16.4	1.4
115.650.SJ.1	Base plate and design rings: red gold Cover plate and buttons: black	Die-cast zinc / glass	24.6	16.4	1.4

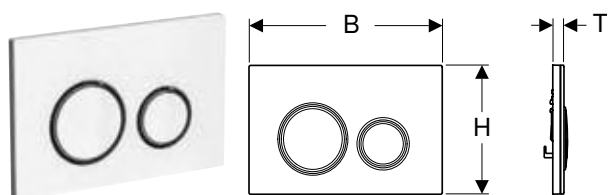
Accessories

- Geberit extension set for Sigma, Omega and Kappa concealed cisterns → p. 191



- The colour and structure of natural products may vary
- Lead time: 6 weeks

Geberit actuator plate Sigma21 for dual flush, metal colour black chrome



Application purposes

- For flush actuation with Geberit Sigma concealed cisterns

Technical data

Actuation force	< 20 N
-----------------	--------

Characteristics

- Front actuation
- Mounting plate, easy-to-clean coated
- Sound-absorbing actuator rods, tool-free fast adjustment

Scope of delivery

- Mounting frame
- 2 distance bolts
- 2 actuator rods

Art. no.	Colour / surface	Material designation	B [cm]	H [cm]	T [cm]
115.651.00.1	Base plate and design rings: black chrome Cover plate and buttons: customised	Die-cast zinc	24.6	16.4	1
115.651.JM.1	Base plate and design rings: black chrome Cover plate and buttons: Mustang slate	Die-cast zinc / slate (natural product)	24.6	16.4	1.4
115.651.JV.1	Base plate and design rings: black chrome Cover plate and buttons: concrete look	Die-cast zinc / ceramic	24.6	16.4	1.4

Art. no.	Colour / surface	Material designation	B [cm]	H [cm]	T [cm]
115.651.JX.1	Base plate and design rings: black chrome Cover plate and buttons: black walnut	Die-cast zinc / wood (natural product)	24.6	16.4	1.4
115.651.SI.1	Base plate and design rings: black chrome Cover plate and buttons: white	Die-cast zinc / glass	24.6	16.4	1.4
115.651.SJ.1	Base plate and design rings: black chrome Cover plate and buttons: black	Die-cast zinc / glass	24.6	16.4	1.4

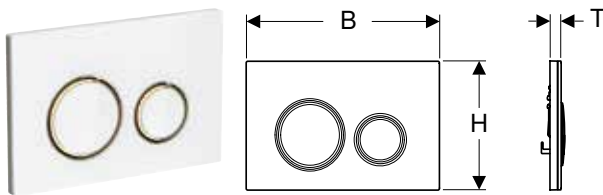
Accessories

- Geberit extension set for Sigma, Omega and Kappa concealed cisterns → p. 191



- The colour and structure of natural products may vary
- Lead time: 6 weeks

Geberit actuator plate Sigma21, for dual flush, metal colour brass



Application purposes

- For flush actuation with Geberit Sigma concealed cisterns

Technical data

Actuation force	< 20 N
-----------------	--------

Characteristics

- Front actuation
- Mounting plate, easy-to-clean coated
- Sound-absorbing actuator rods, tool-free fast adjustment

Scope of delivery

- Mounting frame
- 2 distance bolts
- 2 actuator rods

Art. no.	Colour / surface	Material designation	B [cm]	H [cm]	T [cm]
115.652.00.1	Base plate and design rings: brass Cover plate and buttons: customised	Die-cast zinc	24.6	16.4	1
115.652.JM.1	Base plate and design rings: brass Cover plate and buttons: Mustang slate	Die-cast zinc / slate (natural product)	24.6	16.4	1.4
115.652.JV.1	Base plate and design rings: brass Cover plate and buttons: concrete look	Die-cast zinc / ceramic	24.6	16.4	1.4
115.652.JX.1	Base plate and design rings: brass Cover plate and buttons: black walnut	Die-cast zinc / wood (natural product)	24.6	16.4	1.4
115.652.SI.1	Base plate and design rings: brass Cover plate and buttons: white	Die-cast zinc / glass	24.6	16.4	1.4
115.652.SJ.1	Base plate and design rings: brass Cover plate and buttons: black	Die-cast zinc / glass	24.6	16.4	1.4

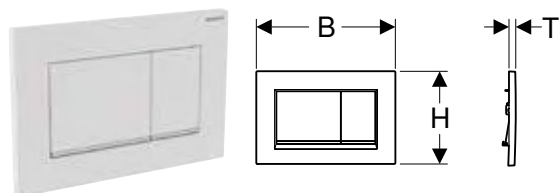
Accessories

- Geberit extension set for Sigma, Omega and Kappa concealed cisterns → p. 191



- The colour and structure of natural products may vary
- Lead time: 6 weeks

Geberit actuator plate Sigma30 for dual flush



Application purposes

- For flush actuation with Geberit Sigma concealed cisterns

Technical data

Actuation force	< 20 N
-----------------	--------

Characteristics

- Front actuation
- Sound-absorbing actuator rods, tool-free fast adjustment

Scope of delivery

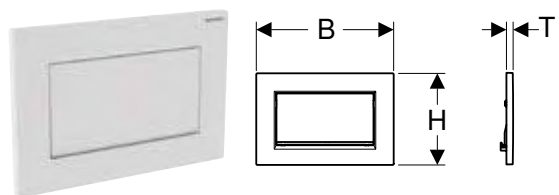
- Mounting frame
- 2 distance bolts
- 2 actuator rods

Art. no.	Colour / surface	Material designation	B [cm]	H [cm]	T [cm]
115.883.01.1	Plate and buttons: white matt coated, easy-to-clean coated Design stripes: white	Plastic	24.6	16.4	1.2
115.883.11.1	Plate and buttons: white Design stripes: matt white	Plastic	24.6	16.4	1.2
115.883.14.1	Plate and button: black matt coated, easy-to-clean coated Design stripes: bright chrome-plated	Plastic	24.6	16.4	1.2
115.883.16.1	Plate and button: black matt coated, easy-to-clean coated Design stripes: black	Plastic	24.6	16.4	1.2
115.883.DW.1	Plate and buttons: black Design stripes: matt black	Plastic	24.6	16.4	1.2
115.883.JQ.1	Plate and buttons: matt chrome-coated, easy-to-clean coated Design stripes: bright chrome-plated	Plastic	24.6	16.4	1.2
115.883.JT.1	Plate and buttons: white matt coated, easy-to-clean coated Design stripes: bright chrome-plated	Plastic	24.6	16.4	1.2
115.883.KH.1	Plate and buttons: bright chrome-plated Design stripes: matt chrome-plated	Plastic	24.6	16.4	1.2
115.883.KJ.1	Plate and buttons: white Design stripes: bright chrome-plated	Plastic	24.6	16.4	1.2
115.883.KK.1	Plate and buttons: white Design stripes: gold-plated	Plastic	24.6	16.4	1.2
115.883.KM.1	Plate and buttons: black Design stripes: bright chrome-plated	Plastic	24.6	16.4	1.2

Accessories

- Geberit extension set for Sigma, Omega and Kappa concealed cisterns → p. 191

Geberit actuator plate Sigma30 for stop-and-go flush, screwable



Application purposes

- For flush actuation with Geberit Sigma concealed cisterns

Technical data

Actuation force	< 20 N
-----------------	--------

Characteristics

- Front actuation
- Sound-absorbing actuator rods, tool-free fast adjustment

Scope of delivery

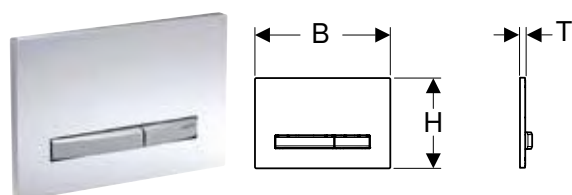
- Mounting frame
- 2 distance bolts
- Actuator rod
- Stop-and-go lever
- Set of bolts

Art. no.	Colour / surface	Material designation	B [cm]	H [cm]	T [cm]
115.893.14.1	Plate and button: black matt coated, easy-to-clean coated Design stripes: bright chrome-plated	Die-cast zinc	24.6	16.4	1.2
115.893.45.1	gold-plated	Die-cast zinc	24.6	16.4	1.2
115.893.JT.1	Plate and button: white matt coated, easy-to-clean coated Design stripes: bright chrome-plated	Die-cast zinc	24.6	16.4	1.2
115.893.KJ.1	Plate and button: white Design stripes: bright chrome-plated	Die-cast zinc	24.6	16.4	1.2
115.893.KX.1	Plate and button: chrome-plated, brushed, easy-to-clean coated Design stripes: bright chrome-plated	Die-cast zinc	24.6	16.4	1.2
115.893.KY.1	Plate and button: bright chrome-plated Design stripes: chrome-plated, brushed	Die-cast zinc	24.6	16.4	1.2

Accessories

- Geberit extension set for Sigma, Omega and Kappa concealed cisterns → p. 191

Geberit actuator plate Sigma50 for dual flush, metal colour chrome-plated



Application purposes

- For flush actuation with Geberit Sigma concealed cisterns

Technical data

Actuation force	< 20 N
-----------------	--------

Characteristics

- Front actuation
- Easy-to-clean coated actuator buttons
- Sound-absorbing actuator rods, tool-free fast adjustment

Scope of delivery

- Mounting frame
- 2 distance bolts
- 2 actuator rods

Art. no.	Colour / surface	Material designation	B [cm]	H [cm]	T [cm]
115.788.00.2	Base plate and buttons: chrome-plated Cover plate: customised	Die-cast zinc	24.6	16.4	1
115.788.11.2	Base plate and buttons: chrome-plated Cover plate: white	Die-cast zinc / plastic	24.6	16.4	1.3
115.788.21.2	Base plate and buttons: chrome-plated Cover plate: bright chrome-plated	Die-cast zinc / brass	24.6	16.4	1.2
115.788.DW.2	Base plate and buttons: chrome-plated Cover plate: black	Die-cast zinc / plastic	24.6	16.4	1.3
115.788.GH.2	Base plate and buttons: chrome-plated Cover plate: chrome-plated, brushed, easy-to-clean coated	Die-cast zinc / brass	24.6	16.4	1.2
115.788.JK.2	Base plate and buttons: chrome-plated Cover plate: lava	Die-cast zinc / glass	24.6	16.4	1.4
115.788.JL.2	Base plate and buttons: chrome-plated Cover plate: sand grey	Die-cast zinc / glass	24.6	16.4	1.4
115.788.JM.2	Base plate and buttons: chrome-plated Cover plate: Mustang slate	Die-cast zinc / slate (natural product)	24.6	16.4	1.4
115.788.JV.2	Base plate and buttons: chrome-plated Cover plate: concrete look	Die-cast zinc / ceramic	24.6	16.4	1.4
115.788.JX.2	Base plate and buttons: chrome-plated Cover plate: black walnut	Die-cast zinc / wood (natural product)	24.6	16.4	1.4
115.788.SD.2	Base plate and buttons: chrome-plated Cover plate: smoked glass reflective	Die-cast zinc / glass	24.6	16.4	1.4

Accessories

- Geberit extension set for Sigma, Omega and Kappa concealed cisterns → p. 191



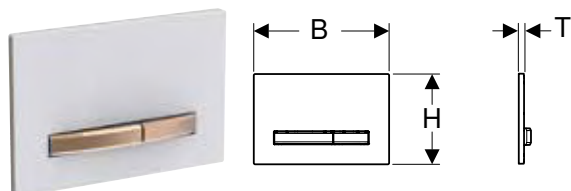
- The colour and structure of natural products may vary
- Lead time: 6 weeks for art. nos. 115.788.JV.2 and 115.788.JX.2

Actuator Plates and WC Flush Controls

Range of colours

For Sigma concealed cisterns

Geberit actuator plate Sigma50 for dual flush, metal colour red gold



Application purposes

- For flush actuation with Geberit Sigma concealed cisterns

Technical data

Actuation force	< 20 N
-----------------	--------

Characteristics

- Front actuation
- Actuator buttons and mounting plate, easy-to-clean coated
- Sound-absorbing actuator rods, tool-free fast adjustment

Scope of delivery

- Mounting frame
- 2 distance bolts
- 2 actuator rods

Art. no.	Colour / surface	Material designation	B [cm]	H [cm]	T [cm]
115.670.00.2	Base plate and buttons: red gold Cover plate: customised	Die-cast zinc	24.6	16.4	1
115.670.11.2	Base plate and buttons: red gold Cover plate: white	Die-cast zinc / plastic	24.6	16.4	1.3
115.670.DW.2	Base plate and buttons: red gold Cover plate: black	Die-cast zinc / plastic	24.6	16.4	1.3
115.670.JM.2	Base plate and buttons: red gold Cover plate: Mustang slate	Die-cast zinc / slate (natural product)	24.6	16.4	1.4
115.670.JV.2	Base plate and buttons: red gold Cover plate: concrete look	Die-cast zinc / ceramic	24.6	16.4	1.4
115.670.JX.2	Base plate and buttons: red gold Cover plate: black walnut	Die-cast zinc / wood (natural product)	24.6	16.4	1.4

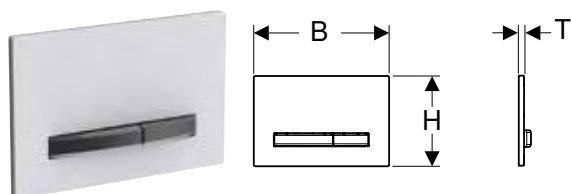
Accessories

- Geberit extension set for Sigma, Omega and Kappa concealed cisterns → p. 191



- The colour and structure of natural products may vary
- Lead time: 6 weeks

Geberit actuator plate Sigma50 for dual flush, metal colour black chrome



Application purposes

- For flush actuation with Geberit Sigma concealed cisterns

Technical data

Actuation force	< 20 N
-----------------	--------

Characteristics

- Front actuation
- Actuator buttons and mounting plate, easy-to-clean coated
- Sound-absorbing actuator rods, tool-free fast adjustment

Scope of delivery

- Mounting frame
- 2 distance bolts
- 2 actuator rods

Art. no.	Colour / surface	Material designation	B [cm]	H [cm]	T [cm]
115.671.00.2	Base plate and buttons: black chrome Cover plate: customised	Die-cast zinc	24.6	16.4	1
115.671.11.2	Base plate and buttons: black chrome Cover plate: white	Die-cast zinc / plastic	24.6	16.4	1.3
115.671.DW.2	Base plate and buttons: black chrome Cover plate: black	Die-cast zinc / plastic	24.6	16.4	1.3

Art. no.	Colour / surface	Material designation	B [cm]	H [cm]	T [cm]
115.671.JM.2	Base plate and buttons: black chrome Cover plate: Mustang slate	Die-cast zinc / slate (natural product)	24.6	16.4	1.4
115.671.JV.2	Base plate and buttons: black chrome Cover plate: concrete look	Die-cast zinc / ceramic	24.6	16.4	1.4
115.671.JX.2	Base plate and buttons: black chrome Cover plate: black walnut	Die-cast zinc / wood (natural product)	24.6	16.4	1.4

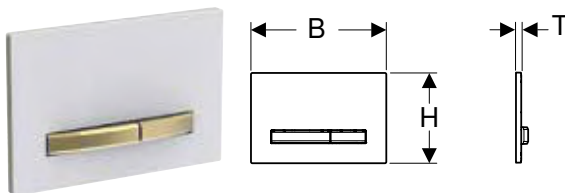
Accessories

- Geberit extension set for Sigma, Omega and Kappa concealed cisterns → p. 191



- The colour and structure of natural products may vary
- Lead time: 6 weeks

Geberit actuator plate Sigma50 for dual flush, metal colour brass



Application purposes

- For flush actuation with Geberit Sigma concealed cisterns

Technical data

Actuation force	< 20 N
-----------------	--------

Characteristics

- Front actuation
- Actuator buttons and mounting plate, easy-to-clean coated
- Sound-absorbing actuator rods, tool-free fast adjustment

Scope of delivery

- Mounting frame
- 2 distance bolts
- 2 actuator rods

Art. no.	Colour / surface	Material designation	B [cm]	H [cm]	T [cm]
115.672.00.2	Base plate and buttons: brass Cover plate: customised	Die-cast zinc	24.6	16.4	1
115.672.11.2	Base plate and buttons: brass Cover plate: white	Die-cast zinc / plastic	24.6	16.4	1.3
115.672.DW.2	Base plate and buttons: brass Cover plate: black	Die-cast zinc / plastic	24.6	16.4	1.3
115.672.JM.2	Base plate and buttons: brass Cover plate: Mustang slate	Die-cast zinc / slate (natural product)	24.6	16.4	1.4
115.672.JV.2	Base plate and buttons: brass Cover plate: concrete look	Die-cast zinc / ceramic	24.6	16.4	1.4
115.672.JX.2	Base plate and buttons: brass Cover plate: black walnut	Die-cast zinc / wood (natural product)	24.6	16.4	1.4

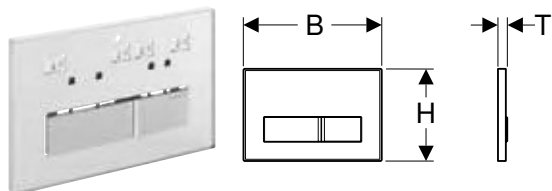
Accessories

- Geberit extension set for Sigma, Omega and Kappa concealed cisterns → p. 191



- The colour and structure of natural products may vary
- Lead time: 6 weeks

Geberit actuator plate Sigma50 for dual flush, customer specific



Application purposes

- For flush actuation with Geberit Sigma concealed cisterns
- For individual bathroom design

Technical data

Actuation force	< 20 N
-----------------	--------

Characteristics

- Surface is provided and completed by customer
- Front actuation
- Easy-to-clean coated actuator buttons
- Sound-absorbing actuator rods, tool-free fast adjustment

Scope of delivery

- Mounting frame
- 2 distance bolts
- 2 actuator rods

Art. no.	Colour / surface	Material designation	B [cm]	H [cm]	T [cm]
115.788.00.1	customised	Die-cast zinc	24.6	16.4	1.4

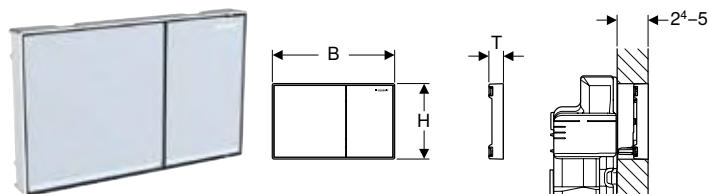
Accessories

- Geberit extension set for Sigma, Omega and Kappa concealed cisterns → p. 191



- Customised solution without inlay, must be sourced locally

Geberit actuator plate Sigma60 for dual flush, surface-even



Application purposes

- For flush actuation with Geberit Sigma concealed cisterns 8 cm, range 2016
- For flush actuation with Geberit Sigma concealed cisterns 12 cm
- For covering thicknesses 24–50 mm
- Not suitable for Geberit Duofix elements for wall-hung WC, barrier-free

Characteristics

- Range 2016
- Front actuation
- Surface-even actuation
- Sound-absorbing actuator rods, tool-free fast adjustment

Scope of delivery

- Compensation frame
- 2 spacers
- 2 distance bolts
- 2 actuator rods
- Protection plate
- Fastening material

Art. no.	Colour / surface	Material designation	B [cm]	H [cm]	T [cm]
115.640.GH.1	Buttons: chrome-plated, brushed, easy-to-clean coated Design stripes and frame: bright chrome-plated	Die-cast zinc	21.4	13.2	2.5
115.640.JK.1	Plate: lava Design stripes: mirrored Frame: bright chrome-plated	Die-cast zinc / glass	21.4	13.2	2.5
115.640.JL.1	Plate: sand grey Design stripes: mirrored Frame: bright chrome-plated	Die-cast zinc / glass	21.4	13.2	2.5
115.640.SI.1	Buttons: white Design stripes: mirrored Frame: bright chrome-plated	Die-cast zinc / glass	21.4	13.2	2.5

Art. no.	Colour / surface	Material designation	B [cm]	H [cm]	T [cm]
115.640.SJ.1	Buttons: black Design stripes: mirrored Frame: bright chrome-plated	Die-cast zinc / glass	21.4	13.2	2.5

To order additionally

- Geberit installation set, surface-even, for Sigma concealed cistern 12 cm → p. 177

Accessories

- Geberit cover frame for actuator plate Sigma60 → p. 177



- When using with Geberit Sigma concealed cistern 12 cm, the installation set, surface-even, for Geberit Sigma concealed cistern 12 cm (art. no. 243.168.00.1) is required in addition.

Geberit installation set, surface-even, for Sigma concealed cistern 12 cm



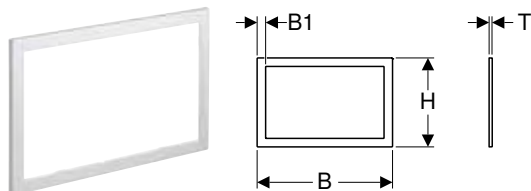
Scope of delivery

- 2 fixing brackets
- Bracket
- Protection box

Art. no.

243.168.00.1

Geberit cover frame for actuator plate Sigma60



Application purposes

- For Geberit actuator plates Sigma60, range 2016
- For covering unfinished tile edges

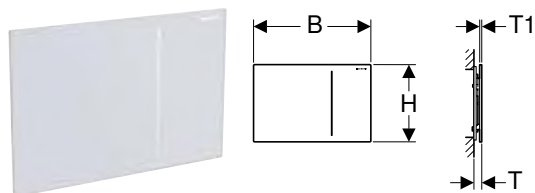
Art. no.	Colour / surface	Material designation	B [cm]	B1 [cm]	H [cm]	T [cm]
115.641.21.1	bright chrome-plated	Die-cast zinc	24	1.5	15.7	0.6
115.641.GH.1	chrome-plated, brushed, easy-to-clean coated	Die-cast zinc	24	1.5	15.7	0.6

Actuator Plates and WC Flush Controls

Range of colours

For Sigma concealed cisterns

Geberit actuator plate Sigma70, for dual flush, for Sigma concealed cistern 12 cm



Application purposes

- For flush actuation with Geberit Sigma concealed cisterns 12 cm
- For flush actuation with high actuating convenience
- Not suitable for public and semipublic areas

Scope of delivery

- Hydraulic servo lifter
- Water supply connection set
- Protection plate
- Mounting frame
- 2 distance bolts
- Installation accessories

Characteristics

- Front actuation
- Hydraulic servo lifter for minimum actuation forces
- Flush actuation pneumatic
- Can be installed without tools

Technical data

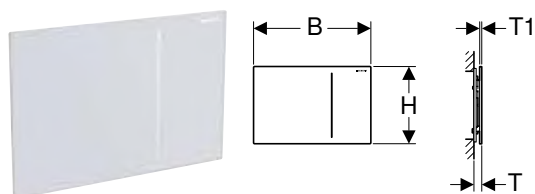
Flow pressure	1–6 bar
Actuation force	< 10 N

Art. no.	Colour / surface	Material designation	B [cm]	H [cm]	T [cm]	T1 [cm]
115.620.00.1	customised	–	24	15.8	1.1	0.4
115.620.FW.1	brushed, easy-to-clean coated	Stainless steel	24	15.8	0.9	0.2
115.620.JK.1	lava / glass	Glass	24	15.8	1.1	0.4
115.620.JL.1	sand grey / glass	Glass	24	15.8	1.1	0.4
115.620.SI.1	white / glass	Glass	24	15.8	1.1	0.4
115.620.SJ.1	black / glass	Glass	24	15.8	1.1	0.4



- Customised solution without inlay, must be sourced locally

Geberit actuator plate Sigma70, for dual flush, for Sigma concealed cistern 8 cm



Application purposes

- For flush actuation with Geberit Sigma concealed cisterns 8 cm
- For flush actuation with high actuating convenience
- Not suitable for public and semipublic areas

Scope of delivery

- Hydraulic servo lifter
- Water supply connection set
- Protection plate
- Mounting frame
- 2 distance bolts
- Installation accessories

Characteristics

- Front actuation
- Hydraulic servo lifter for minimum actuation forces
- Flush actuation pneumatic
- Can be installed without tools


Technical data

Flow pressure	1–6 bar
Actuation force	< 10 N

Art. no.	Colour / surface	Material designation	B [cm]	H [cm]	T [cm]	T1 [cm]
115.625.00.1	customised	–	24	15.8	1.1	0.4
115.625.FW.1	brushed, easy-to-clean coated	Stainless steel	24	15.8	0.9	0.2
115.625.JK.1	lava / glass	Glass	24	15.8	1.1	0.4
115.625.JL.1	sand grey / glass	Glass	24	15.8	1.1	0.4
115.625.SI.1	white / glass	Glass	24	15.8	1.1	0.4
115.625.SJ.1	black / glass	Glass	24	15.8	1.1	0.4



- Customised solution without inlay, must be sourced locally
- From 01/04/2022, the accessory art. no. 245.473.00.1 will also be required for the installation of Geberit Sigma concealed cisterns 8 cm (with year of manufacture up to 2015).

New**Geberit DuoFresh module with automatic actuation, for Sigma concealed cistern 12 cm****Application purposes**

- For Geberit Sigma concealed cisterns 12 cm (from year of manufacture 2008)
- For direct odour extraction from WC ceramic appliances
- For Geberit actuator plates Sigma01
- For Geberit actuator plates Sigma10
- For Geberit actuator plates Sigma20
- For Geberit actuator plates Sigma21
- For Geberit actuator plates Sigma30
- For Geberit actuator plates Sigma50

Technical data

Protection degree	IPX4
Protection class	III
Operating voltage	12 V DC
Power consumption	7 W
Power consumption standby	≤ 0.5 W

Art. no. Colour / surface

115.980.21.2 bright chrome-plated

115.980.BZ.2 anthracite grey RAL 7016

Available as of April 2022

To order additionally

- Power supply unit 230 V / 12 V / 50 Hz, with voltage supply cable, 1.8 m, for outlet mounting box → p. 191

Accessories

- Geberit combination outlet mounting box → p. 182
- installation set with flush-mounting box, for Geberit DuoFresh module → p. 232



- Replacement for art. no. 115.980.BZ.1, 115.980.21.1

Characteristics


- Front actuation
- Odour extraction unit with filtration, integrated in the concealed cistern
- Extraction unit can be mounted without tools
- Compatible with Geberit Home App
- Odour extraction unit with user recognition can be activated
- Odour neutralisation with ceramic honeycomb filter
- Activation of the orientation light via brightness sensor

Scope of delivery

- Mounting frame with swivelling mechanism
- Protection plate
- Extraction unit with centrifugal fan
- Ceramic honeycomb filter
- Plug for conduit pipe

New

Geberit DuoFresh module with manual actuation, for Sigma concealed cistern 12 cm



Application purposes

- For Geberit Sigma concealed cisterns 12 cm (from year of manufacture 2008)
- For direct odour extraction from WC ceramic appliances
- For Geberit actuator plates Sigma01
- For Geberit actuator plates Sigma10
- For Geberit actuator plates Sigma20
- For Geberit actuator plates Sigma21
- For Geberit actuator plates Sigma30
- For Geberit actuator plates Sigma50

Technical data

Protection degree	IPX4
Protection class	III
Operating voltage	12 V DC
Power consumption	7 W
Power consumption standby	≤ 0.5 W

Art. no. Colour / surface

115.995.21.2 bright chrome-plated

115.995.BZ.2 anthracite grey RAL 7016

Available as of April 2022

Characteristics

- Front actuation
- Odour extraction unit with filtration, integrated in the concealed cistern
- Extraction unit can be mounted without tools
- Compatible with Geberit Home App
- Odour neutralisation with ceramic honeycomb filter

Scope of delivery

- Mounting frame with swivelling mechanism
- Protection plate
- Extraction unit with centrifugal fan
- Ceramic honeycomb filter
- Plug for conduit pipe

To order additionally

- Power supply unit 230 V / 12 V / 50 Hz, with voltage supply cable, 1.8 m, for outlet mounting box → p. 191

Accessories


- Geberit combination outlet mounting box → p. 182
- installation set with flush-mounting box, for Geberit DuoFresh module → p. 232



- Replacement for art. no. 115.995.BZ.1, 115.995.21.1

New

Geberit DuoFresh module with automatic actuation, for Sigma concealed cistern 8 cm



Application purposes

- For Geberit Sigma concealed cisterns 8 cm
- For direct odour extraction from WC ceramic appliances
- For Geberit actuator plates Sigma01
- For Geberit actuator plates Sigma10
- For Geberit actuator plates Sigma20
- For Geberit actuator plates Sigma21
- For Geberit actuator plates Sigma30
- For Geberit actuator plates Sigma50

Characteristics

- Front actuation
- Odour extraction unit with filtration, integrated in the concealed cistern
- Extraction unit can be mounted without tools
- Compatible with Geberit Home App
- Odour extraction unit with user recognition can be activated
- Odour neutralisation with ceramic honeycomb filter
- Activation of the orientation light via brightness sensor

Technical data

Protection degree	IPX4
Protection class	III
Operating voltage	12 V DC
Power consumption	7 W
Power consumption standby	≤ 0.5 W

Art. no. Colour / surface

115.981.21.2 bright chrome-plated

115.981.BZ.2 anthracite grey RAL 7016

Available as of April 2022

Scope of delivery

- Mounting frame with swivelling mechanism
- Protection plate
- Extraction unit with centrifugal fan
- Ceramic honeycomb filter
- Plug for conduit pipe

To order additionally


- Power supply unit 230 V / 12 V / 50 Hz, with voltage supply cable, 1.8 m, for outlet mounting box → p. 191

Accessories

- Geberit combination outlet mounting box → p. 182
- installation set with flush-mounting box, for Geberit DuoFresh module → p. 232



- Replacement for art. no. 115.981.BZ.1, 115.981.21.1

New**Geberit DuoFresh module with manual actuation, for Sigma concealed cistern 8 cm****Application purposes**

- For Geberit Sigma concealed cisterns 8 cm
- For direct odour extraction from WC ceramic appliances
- For Geberit actuator plates Sigma01
- For Geberit actuator plates Sigma10
- For Geberit actuator plates Sigma20
- For Geberit actuator plates Sigma21
- For Geberit actuator plates Sigma30
- For Geberit actuator plates Sigma50

Technical data

Protection degree	IPX4
Protection class	III
Operating voltage	12 V DC
Power consumption	7 W
Power consumption standby	≤ 0.5 W

Art. no. Colour / surface

115.996.21.2 bright chrome-plated

115.996.BZ.2 anthracite grey RAL 7016

Available as of April 2022

To order additionally

- Power supply unit 230 V / 12 V / 50 Hz, with voltage supply cable, 1.8 m, for outlet mounting box → p. 191

Accessories

- Geberit combination outlet mounting box → p. 182
- installation set with flush-mounting box, for Geberit DuoFresh module → p. 232



- Replacement for art. no. 115.996.BZ.1, 115.996.21.1

Characteristics

- Front actuation
- Odour extraction unit with filtration, integrated in the concealed cistern
- Extraction unit can be mounted without tools
- Compatible with Geberit Home App
- Odour neutralisation with ceramic honeycomb filter

Scope of delivery

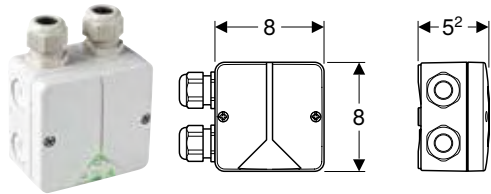
- Mounting frame with swivelling mechanism
- Protection plate
- Extraction unit with centrifugal fan
- Ceramic honeycomb filter
- Plug for conduit pipe

Actuator Plates and WC Flush Controls

Range of colours

For Sigma concealed cisterns

Geberit combination outlet mounting box



Application purposes

- For connecting an odour extraction unit
- For hidden connection in WC ceramic appliances

Characteristics

- Cover with screw connection

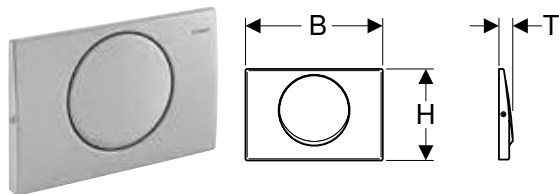
Art. no.

244.120.00.1

Scope of delivery

- 2 grommets
- 2 hook-and-loop strips

Geberit actuator plate Mambo for stop-and-go flush, screwable



Application purposes

- For flush actuation with Geberit Sigma concealed cisterns

Technical data

Actuation force	< 20 N
-----------------	--------

Characteristics

- Front actuation
- Sound-absorbing actuator rods, tool-free fast adjustment

Scope of delivery

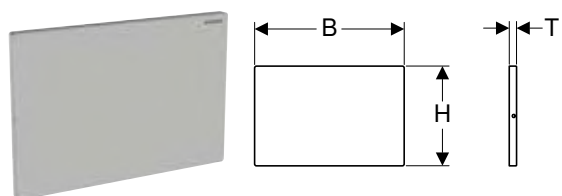
- Mounting frame
- 2 distance bolts
- Actuator rod
- Stop-and-go lever
- Set of bolts

Art. no.	Colour / surface	Material designation	B [cm]	H [cm]	T [cm]
115.751.00.1	brushed	Stainless steel	24.6	16.4	2.5

Accessories

- Geberit extension set for Sigma, Omega and Kappa concealed cisterns → p. 191

Geberit cover plate Sigma, screwable



Application purposes

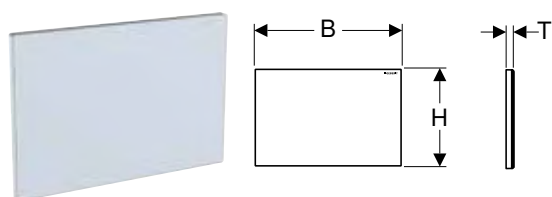
- For covering the service opening of Geberit Sigma concealed cisterns

Scope of delivery

- Mounting frame
- 2 distance bolts
- Set of bolts

Art. no.	Colour / surface	Material designation	B [cm]	H [cm]	T [cm]
115.764.FW.1	brushed, easy-to-clean coated	Stainless steel	24.6	16.4	1.2

Geberit cover plate Sigma



Application purposes

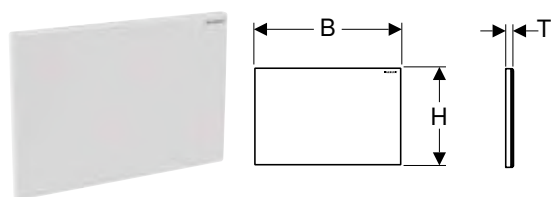
- For covering the service opening of Geberit Sigma concealed cisterns

Scope of delivery

- Mounting frame
- 2 distance bolts

Art. no.	Colour / surface	Material designation	B [cm]	H [cm]	T [cm]
115.766.00.1	customised	Die-cast zinc	24.6	16.4	1.1
115.766.SI.1	white	Die-cast zinc / glass	24.6	16.4	1.2

Geberit cover plate Sigma



Application purposes

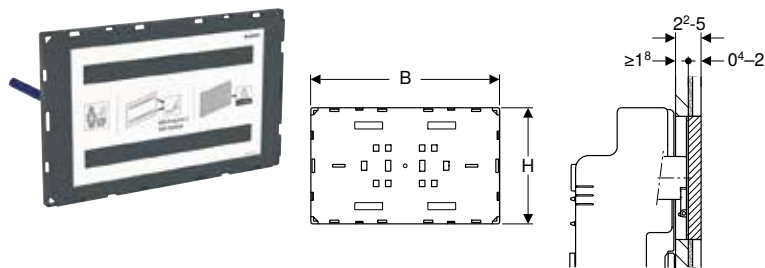
- For covering the service opening of Geberit Sigma concealed cisterns

Scope of delivery

- Mounting frame
- 2 distance bolts

Art. no.	Colour / surface	Material designation	B [cm]	H [cm]	T [cm]
115.768.11.1	white alpine	Plastic	24.6	16.4	1.1
115.768.21.1	bright chrome-plated	Plastic	24.6	16.4	1.1
115.768.46.1	matt chrome-plated	Plastic	24.6	16.4	1.1

Geberit cover plate Sigma, surface-even



Application purposes

- For covering the service opening of Geberit Sigma concealed cisterns
- For individual bathroom design
- For extensive surface coverings
- For covering thicknesses ≥ 18 mm
- For tile structures, 4–20 mm

Scope of delivery

- Protection plate
- 2 spacers
- 2 distance bolts

Characteristics

- Surface is provided and completed by customer
- Surface-even installation
- Cover plate not suitable for applying plaster

Art. no.	Colour / surface	B [cm]	H [cm]	T [cm]
115.696.00.1	customised	21.3	13.1	1.8

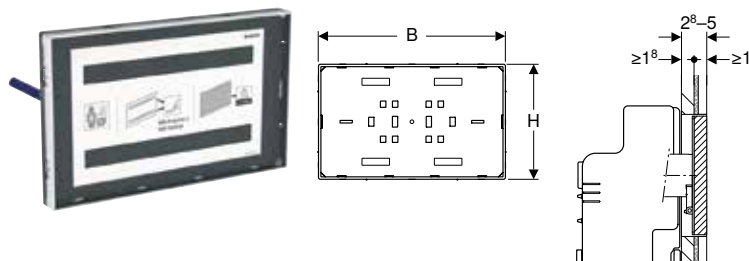
To order additionally

- Geberit installation set, surface-even, for Sigma concealed cistern 12 cm → p. 177



- When using with Geberit Sigma concealed cistern 12 cm, the installation set, surface-even, for Geberit Sigma concealed cistern 12 cm (art. no. 243.168.00.1) is required in addition.

Geberit cover plate Sigma, surface-even, with sight frame



Application purposes

- For covering the service opening of Geberit Sigma concealed cisterns
- For individual bathroom design
- For extensive surface coverings
- For covering thicknesses ≥ 18 mm
- For tile structures on cover with sight frame ≤ 10 mm

Scope of delivery

- Protection plate
- 2 spacers
- 2 distance bolts

Characteristics

- Surface is provided and completed by customer
- Surface-even installation
- Sight frame for bright chrome-plated cover plate
- Cover plate not suitable for applying plaster

Art. no.	Colour / surface	B [cm]	H [cm]	T [cm]
115.697.00.1	customised	21.3	13.1	2.8

To order additionally

- Geberit installation set, surface-even, for Sigma concealed cistern 12 cm → p. 177



- When using with Geberit Sigma concealed cistern 12 cm, the installation set, surface-even, for Geberit Sigma concealed cistern 12 cm (art. no. 243.168.00.1) is required in addition.