

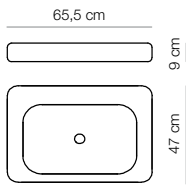
THE HAYON COLLECTION

design Jaime Hayon

**BISAZZA**

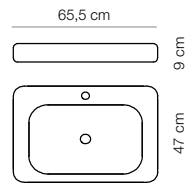
BAGNO

**Amaryllis CERAMIC WASHBASIN**



WITHOUT TAP HOLE

- Amaryllis Black  
code **HA07-NK**
- Amaryllis White  
code **HA07-BK**
- Amaryllis Gold  
code **HA07-OK**
- Amaryllis Platinum  
code **HA07-PK**

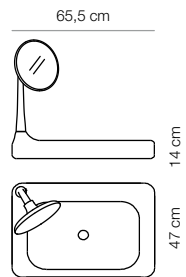


WITH HOLE FOR BISAZZA TAPS

- Amaryllis Black  
code **HA08-NK**
- Amaryllis White  
code **HA08-BK**
- Amaryllis Gold  
code **HA08-OK**
- Amaryllis Platinum  
code **HA08-PK**

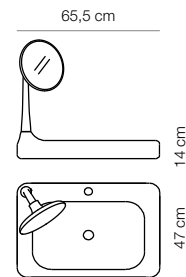
The washbasin includes a polished chrome finish up&down waste without overflow and siphon.

**Azalea CERAMIC WASHBASIN WITH MAGNIFYING MIRROR (2X)**



WITHOUT TAP HOLE

- Azalea Black  
code **HA15-N**
- Azalea White  
code **HA15-B**
- Azalea Gold  
code **HA15-O**
- Azalea Platinum  
code **HA15-P**



WITH HOLE FOR BISAZZA TAPS

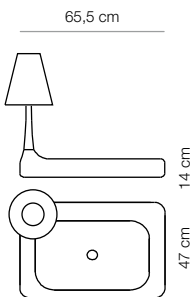
- Azalea Black  
code **HA16-N**
- Azalea White  
code **HA16-B**
- Azalea Gold  
code **HA16-O**
- Azalea Platinum  
code **HA16-P**

The washbasin includes a polished chrome finish up&down waste without overflow and siphon.

Compatible with Cyclamen 65, Cyclamen 140 tables page 5.

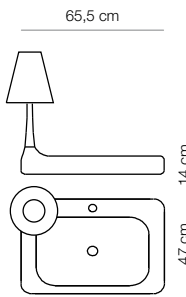
Net overcharge for customized tap hole. Please provide the tap technical drawing with the order and specify tap brand and style. (€ 45)

**Anemone CERAMIC WASHBASIN WITH CE LAMP (IP 20/55)**



WITHOUT TAP HOLE

- Anemone Black  
code **HA11-N**
- Anemone White  
code **HA11-B**
- Anemone Gold  
code **HA11-O**
- Anemone Platinum  
code **HA11-P**



WITH HOLE FOR BISAZZA TAPS

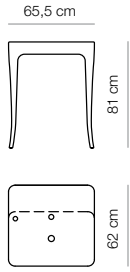
- Anemone Black  
code **HA12-N**
- Anemone White  
code **HA12-B**
- Anemone Gold  
code **HA12-O**
- Anemone Platinum  
code **HA12-P**

The washbasin includes a polished chrome finish up&down waste without overflow and siphon.

Compatible with Cyclamen 65, Cyclamen 140 tables page 5.

Net overcharge for customized tap hole. Please provide the tap technical drawing with the order and specify tap brand and style. (€ 45)

## Cyclamen SMALL TABLE



Cyclamen 65 Black

code **HA01-N**

Cyclamen 65 White

code **HA01-B**

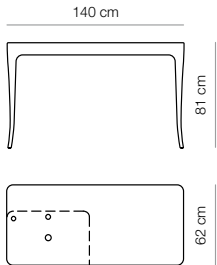
Cyclamen 65 Grey

code **HA01-G**

Compatible with washbasins Amaryllis, Anemone, Azalea, page 4.

Table with no holes or with non-standard holes may be supplied on request.

## Cyclamen LARGE TABLE



HOLE ON LEFT

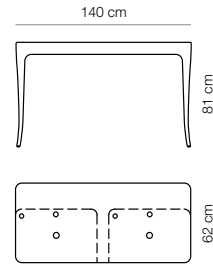
Cyclamen 140 Black

code **HA02-N**

Cyclamen 140 White

code **HA02-B**

Cyclamen 140 Grey

code **HA02-G**

DOUBLE BASIN HOLES

Cyclamen 140 Black

code **HA04-N**

Cyclamen 140 White

code **HA04-B**

Cyclamen 140 Grey

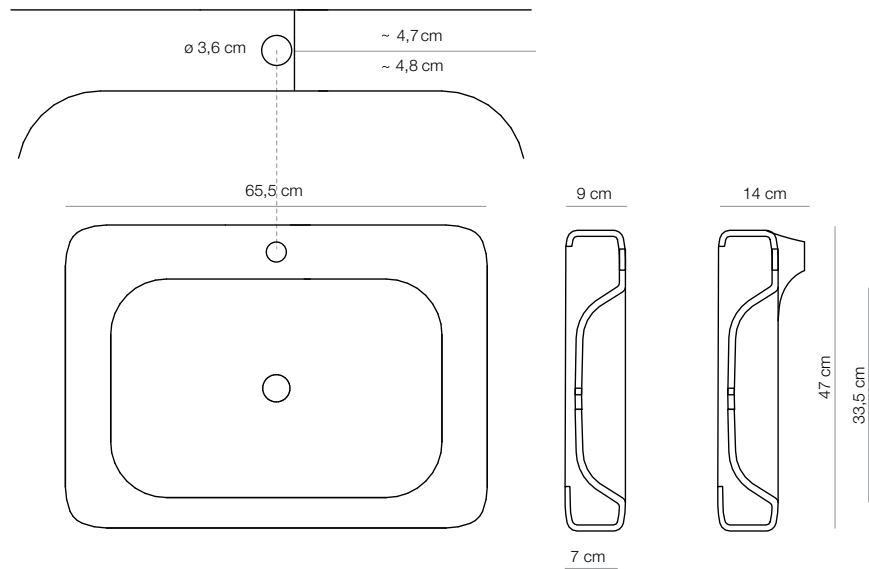
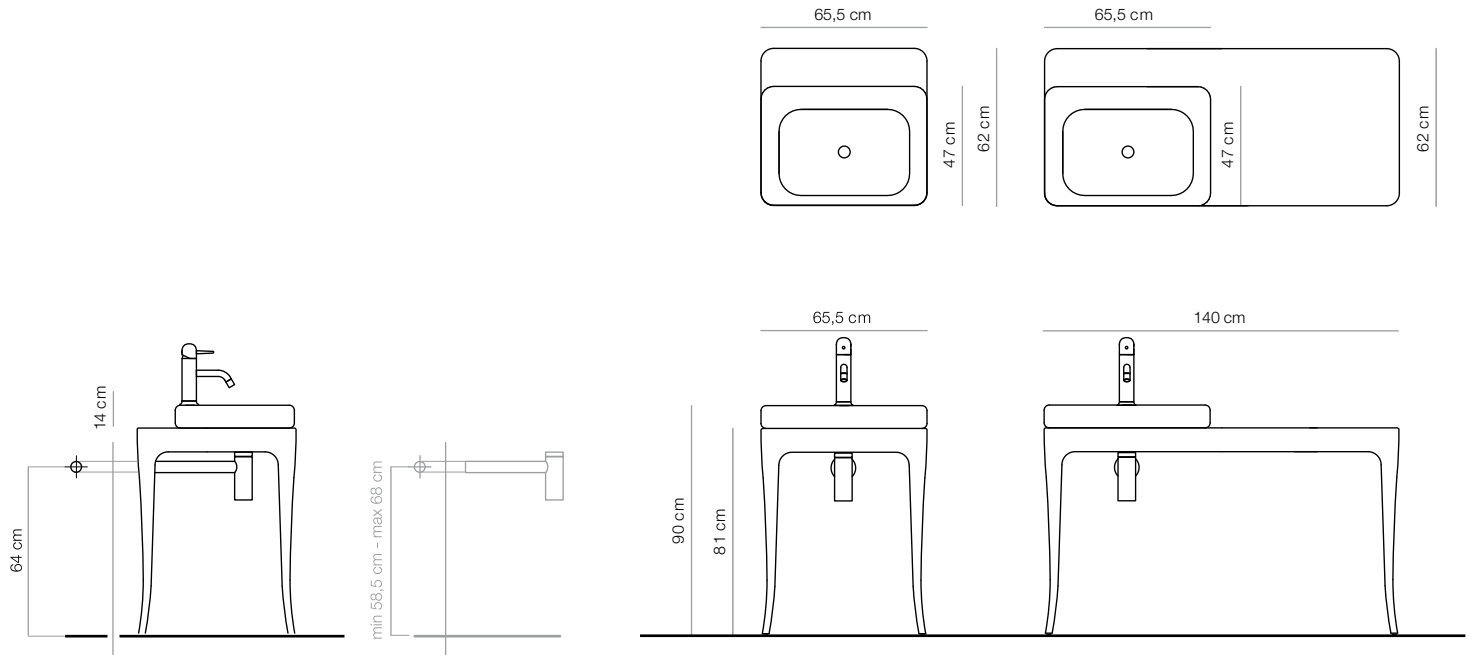
code **HA04-G**

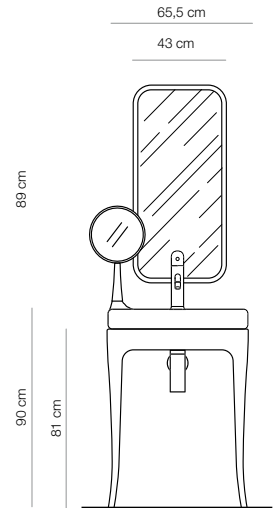
Compatible with washbasins Amaryllis, Anemone, Azalea, page 4.

Table with no holes or with non-standard holes may be supplied on request.

DIMENSIONS

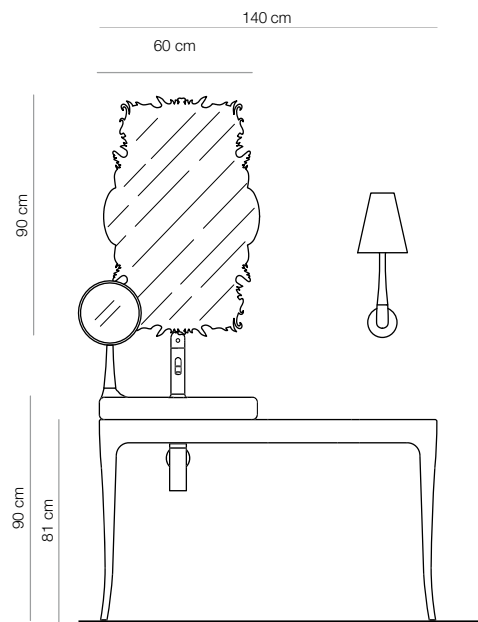
TABLE / WASHBASIN DEPTH 7 cm





**LAYOUT 1 - HAYON**

	code
Mirror	<b>Dandelion 44 White (HA40-B)</b>
Washbasin	<b>Azalea White (HA16-B)</b>
Small table	<b>Cyclamen 65 White (HA01-B)</b>
Mixer	<b>Fresia 35 (HA35)</b>
Wall-mounted lamp	<b>Tansy White (HA21-B)</b>



**LAYOUT 3 - HAYON**

	code
Large table	<b>Cyclamen 140 White (HA02-B)</b>
Washbasin	<b>Azalea Platinum (HA16-P)</b>
Mixer	<b>Fresia 35 (HA35)</b>
Mirror	<b>Lilac 90 (HA27)</b>
Wall-mounted lamp	<b>Tansy Platinum (HA21-P)</b>

## MATERIAL CHARACTERISTICS AND TECHNICAL SOLUTIONS USED

### THE HAYON COLLECTION

#### TABLES

**Washbasin table** in high-density composite material, with steel frame and barrier-coated MDF (medium density fiberboard: a wood by-product treated with structural adhesives) top. With openings for sink and taps.

White or black **finish**, polished and brushed lacquer.

#### TABLETOP

**Top in original Carrara marble** (white finish) or Marquinia marble (black finish). By its very nature, every piece of marble has different colours and striations, and these are proof that each item is natural and unique. Marble thickness: 2 cm. Designed with holes for basin and taps.

Polished **finish** and chamfered edges.

Undertop structure in high-density composite material, with steel parts and barrier-coated MDF (medium density fiberboard: a wood by-product treated with structural adhesives) top. With openings for sink and taps.

White or black **finish**, polished and brushed lacquer.

#### WASHBASIN

**Washbasin** made according to exclusive design in ceramic.

**Single colour finish** achieved using paste.

**Composite finish using molten precious metals** which, once baked and solidified, provide the same surface finish as a 24-carat gold or platinum alloy applied on top. Precious metals are applied by hand to guarantee a unique product.

**Cleaning:** to clean precious metal finishes, we suggest methylated spirit or special cleaners for glass/mirrors and microfibre or cotton cloths.

NEVER EVER use products containing any sort of acid and/or abrasive cloths.

**Standard fittings:** drain and drain trap of polished chrome-plated brass ALWAYS included with sink.

**Optional extra:** glossy copper drain and drain trap treated with rustproof paint (for an additional fee).

#### TABLE SUPPORT STRUCTURE (COLUMBINE, CROCUS)

**Support bars** for tables made of aluminium pipe, with molten aluminium joins.

Chrome and copper **finish**.

#### TABLE SUPPORT STRUCTURE (ASPHODEL)

**Structure** made of beech and high-density composite material with steel frame.

White or black **finish**, polished and brushed lacquer.

#### WALL-HUNG WASHBASIN DRAWER UNIT

MDF **drawer unit** can be perfectly adjusted and are fitted with hooks for wall mounting (height, lateral inclination, and depth all adjustable). Drawer interior with window for housing drain trap.

**Guides** "Blum" with push opening and "Blumotion" automatic closing system. Easy gliding metal structure with retainer to stop drawers from falling out when opened all the way in accordance with EEC standards.

White or black **finish**, polished and brushed lacquer.

#### FREESTANDING DRAWER UNIT

**Drawer unit** with linden legs and MDF (medium density fiberboard: a wood by-product treated with structural adhesives) structure.

**Guides** "Blum" with push opening and "Blumotion" automatic closing system. Easy gliding metal structure with retainer to stop drawers from falling out when opened all the way in accordance with EEC standards.

White or black **finish**, polished and brushed lacquer.

#### DRAWER UNIT TOP

**Top in original Carrara marble** (white finish) or Marquinia marble (black finish). By its very nature, every piece of marble has different colours and striations, and these are proof that each item is natural and unique. Marble thickness: 2 cm. Designed with holes for basin and taps.

**Polished** finish and chamfered edges.

#### DRAINS / DRAIN TRAPS

**Drain trap** made of brass 1 1/4" Ø 32 mm, permitting easy wall-mounted installation, guaranteeing height adjustment with an excursion of 105 mm.

**Pilers** includes an UP&DOWN waste without overflow

**Finish** (for drain and drain trap) glossy chrome (standard) or glossy copper with rust-proof paint (optional for additional charge).

**Standard fittings:** drain and drain trap of polished chrome-plated brass ALWAYS included with sink.

**Optional:**

- special 1 1/4" Ø 40 mm drain trap (for additional charge).

- open overflow

#### CERAMIC LIGHT FIXTURES AND MAGNIFYING MIRRORS

White **ceramic** paste and two firings (three firings for precious metal finishes using gold and platinum).

**Cleaning:** when cleaning ceramics, we recommend using methylated spirit or special cleaners for glass/mirrors and microfibre or cotton cloths.

NEVER EVER use products containing any sort of acid and/or abrasive cloths.

#### ELECTRICAL WIRING

Built using materials compliant with the latest EEC / UL regulations to guarantee the best safety. International Protection Rating (IP) is shown on every single item.

#### MIRRORS

**Rectangular mirrors** 5 mm thick with chamfered edges and frames made of polished, lacquered MDF with adjustable wall mountings.

**Stainless steel mirrors** AISI 304, 1.5 mm thick with frontal mirror finish protected by film, brushed tubular AISI 304 support with holes for wall mounting either horizontally or vertically.

**Cleaning:** we recommend methylated spirit or special cleaners for glass/mirrors and microfibre cloths. NEVER EVER use products containing any sort of acid and/or abrasive cloths.

**Jointed magnifying mirrors 2x** with ceramic (for codes HA12- and HA26-) or MDF supports, polished lacquer.

#### SHELVES

**Shelves** in high-density composite material with features made of Carrara marble (white finish) or Marquinia marble (black finish). Thickness about 4 cm. By its very nature, every piece of marble has different colours and striations, and these are proof that each item is natural and unique. Shelf attachment is by pressure, with hidden wall mountings.

#### BATHTUBS

Single colour acrylic **bathtub** in paste reinforced with fibre glass mesh and with integrated adjustable feet to ensure the tub is perfectly level.

**Filling capacity:** 275 litres (tub HA31) - 248 litres (tub HA163)

**Bathtub** supplied with UP&DOWN system and hidden overflow trap.

**Outside frame** made of MDF with four legs **made of** high-density composite material and adjustable feet to ensure the tub is always level; tub coated with black or white

polyurethane gloss paint (according to model).

**Standard fittings for TUB HA31:** the tub is fitted with 3 removable containers which may be set into it to contain cleaning products, fragrance dispensers, towels, plants, flowers, etc.

**Optional accessories** (for fitting over the three removable basins): Carrara marble (white) or Marquinia marble (black covers).

**Weight:** 80 kg (HA31) - 70 kg (HA163)

#### SHOWER BOXES (FIXED WALLS)

Safety tempered float **glass**, 8 mm thick, with anti-scale treatment and black or white silk-screen printing. With matching seals.

White or black lacquered aluminium **compensation profiles**, 25 mm thick (can be extended a further 10 mm) and 35 mm thick (can be extended a further 20 mm).

Black or white lacquered aluminium **stabilising bar**.

**Original Carrara marble** (white finish) or Marquinia marble (black finish) walls. By its very nature, every piece of marble has different colours and striations, and these are proof that each item is natural and unique.

Comes with matching Bisazza shower trays or other trays, or for fitting directly on the floor.

#### SHOWER TRAYS

**Shower tray made of Carrara marble** (white finish) or Marquinia marble (black finish) and final impregnation. By its very nature, every piece of marble has different colours and striations, and these are proof that each item is natural and unique.

**Shower trays may be** installed above the floor or at floor level.

**Waste outlet**, Ø 90 mm, with good flow rate (35 litres/min).

#### CABINETS

**Large cabinet (HA06)** made of HDF with four solid linden legs and adjustable feet to ensure the unit is always level.

**Small cabinet (HA05, HA72)** made of high-density composite material with steel frame and parts made of HDF with adjustable feet to ensure the unit is always levelled.

Very light and grey tempered float safety **glass**, 4, 6, or 8 mm thick (for models containing glass).

Polished and brushed lacquered **finish**.

**Colours:** black and white gloss 100.

#### TAPS

Single-lever **mixer** with 1"¼ brass UP&DOWN waste.

**Finishes:** polished chrome, polished black lacquer, polished white lacquer.

High-tech "Vernet" **thermostatic cartridge** with long-life micro-perforated filters and anti-scalding safety system, high reaction speed for re-establishing water temperature and keeping it constant.

Neoperl SLC **Aerator** with self-cleaning silicone anti-lime scale membrane and built-in limiting device for saving water.

**Washbasin/bidet drain** made entirely out of brass with G 1"¼ connection.

**Tub/shower taps** with DSC® bypass system operating with a minimum pressure of 0.5 bar.

Inspectable anti-lime scale **showerhead**.

"Long life" **flexible hose** with anti-twisting device and multiple certifications.

**Consumption, rate of flow, operating pressure**

**All basin and bidet taps**

Recommended operating pressure: 1 to 5 bar.

Minimum operating pressure: 0.5 bar.

Maximum hot water temperature: 80°C.

Rate of flow: 8 litres a minute with 5 bar pressure.

**Bath tub taps**

Recommended operating pressure: from 1 to 5 bar.

Maximum hot water temperature: 80°C.

Rate of flow: 5.7 litres a minute with 0.5 bar pressure; 18.9 litres a minute with 5 bar pressure.

**Shower mixer with complete set of wall-mounted showers and mixers.**

**Mod. HA77 (thermostatic)**

Recommended operating pressure: from 1 to 3 bar.

Rate of flow: 10.5 litres a minute with 1 bar pressure; 18 litres a minute with 3 bar pressure.

**For further product information:**

[bisazzabagno@bisazza.com](mailto:bisazzabagno@bisazza.com)

[www.bisazzabagno.com](http://www.bisazzabagno.com)