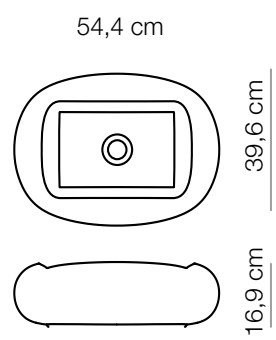
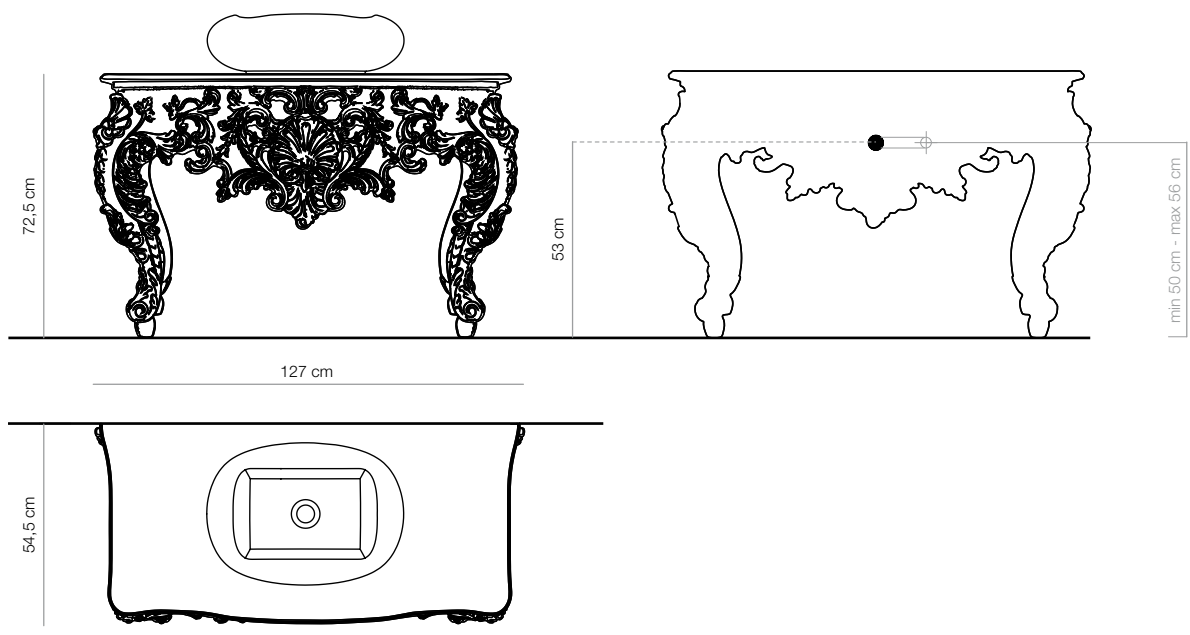


*The Wanders Collection*

design Marcel Wanders

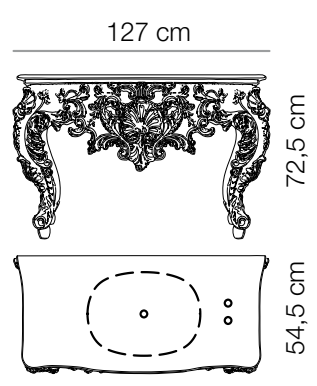
**BISAZZA**

BAGNO



Soapsink 55

code **WA04**



HOLE FOR SOAPSINK 55  
With holes ready for mixer Petal 34

New Antiques Table 127 Black

code **WA27-N**

New Antiques Table 127 White

code **WA27-B**

## MATERIAL CHARACTERISTICS AND TECHNICAL SOLUTIONS USED

### THE WANDERS COLLECTION

#### NEW ANTIQUES TABLES

Washbasin table in composite material with parts in HDF.

Matte white or black lacquered finish.

Top in black or brilliant white glass. Silk-screen print for glass with holes to take washbasin and taps (where envisaged).

Polished finish and chamfered edges.

#### QUADRO DRAWER UNIT

Drawer unit in waterproof MDF with Tulipié solid woods parts. The washbasin version has a container drawer, while the drawer unit version has 2 drawers of different sizes. The front of the drawer is covered with Bisazza glass mosaic with hand-cut tesserae.

"Blum" guides with push opening and "Blumotion" automatic closing system. Sliding metallic structure according to latest end-of-course European regulations.

Aluminium alloy legs. White, polished and brushed lacquered gloss 100 finish.

#### QUADRO CABINET

Cabinet in MDF with Tulipié solid woods parts. Back covered with Bisazza glass mosaic.

Aluminium alloy legs. Black, polished and brushed lacquered gloss 100 finish.

#### WASHBASINS

Washbasin made according to exclusive design in ceramic. Single colour finish achieved using paste.

Cleaning: to clean ceramics, we suggest the usual cleaners for glass/ceramics.

Standard fitting: waste and trap are ALWAYS supplied as standard with washbasins.

#### DRAINS / DRAIN TRAPS

A brass trap, Ø 32 mm, allows for easy fitting to a wall and provides for a full 105 mm adjustment up and down.

UP&DOWN waste without overflow for WA04-WA05 washbasins.

UP&DOWN waste with overflow for WA06 washbasins.

Drain without stopper or overflow for WA04-WA05 washbasins only if fitted to free-standing tables. When fitting to free-standing table, waste and water pipes must be floor-mounted. (150 WA45 - 150 WA46)

Finish (for drains and drain taps) glossy chrome (standard). Standard fitting: waste and trap are ALWAYS supplied as standard for washbasins; for the free-standing version, they must be ordered separately. (150WA45 - 150WA46)

Optionals (with extra charge):

- special trap Ø 40 mm only for wall outlets.

- open overflow

#### MIRRORS

**New Antiques mirror:** frame made of high-density composite material with metal structure; closure HDF; mirror 5 mm thick. Wall mounting adjustable for levelling. Matte lacquer black or white.

**Architectural mirror:** frame made of high-density composite material with metal structure; closure MDF; mirror 4 mm thick. Wall mounting adjustable for levelling. Black or white lacquer, matte finish. The rectangular version may be mounted horizontally or vertically.

**Quadro mirror:** frame made of high-density composite material with metal structure; closure MDF; mirror 4 mm thick. Wall mounting adjustable for levelling. Black or white lacquer, polished and brushed gloss 100 finish.

#### BATHTUB

Fibre glass bathtub with integrated adjustable feet to ensure the tub is perfectly level. Polished lacquer finish with PU paint, RAL 9003.

Filling capacity: Approximately 300 litres (66 imp. gallons).

Bathtub supplied with UP&DOWN waste and hidden overflow trap. Filling with water: from pipe at end of bathtub.

Weight: 95 kg (without taps).

Please note: the bathtub may only be supplied with Bisazza taps WA24-R or WA24-C.

#### ARCHITECTURAL CABINETS

HDF units and frames with adjustable wall mountings. Mirror 4 mm thick. Matte white or black lacquered finish.

Please note: both the small and the rectangular version are reversible (i.e. they can be mounted with the door opening to the left or the right).

#### TAPS

Single-lever mixer with 1 1/4 brass UP&DOWN waste.

High-tech "Vernet" thermostatic cartridge with long-life micro-perforated filters and anti-scalding safety system, high reaction speed for re-establishing water temperature and keeping it constant. Neoperl SLC Aerator with self-cleaning silicone anti-lime scale membrane and built-in limiting device for saving water.

Washbasin/bidet waste made entirely out of brass, with G 1 1/4 fitting. Bathtub/shower taps with DSC® running at a minimum pressure of 0.5 bar.

Inspectable anti-lime scale showerhead.

"Long life" flexible hose with anti-twisting device and multiple certifications.

Finishes: polished chrome with grips envisaged, polished or Red RAL 3020 CHROME finish

Consumption, rate of flow, operating pressure

#### Washbasin and bidet taps (WA20 – WA34 – WA21 – WA23)

Recommended operating pressure: from 1 to 5 bar.

Minimum operating pressure: 0.5 bar.

Maximum hot water temperature: 80°C.

Rate of flow: 8 litres a minute with 5 bar pressure.

#### Bathtub taps (WA24 – WA25)

Recommended operating pressure: from 1 to 5 bar.

Maximum hot water temperature: 80°C.

Rate of flow: 5.7 litres a minute with 0.5 bar pressure; 18.9 litres a minute with 5 bar pressure.

#### Thermostat unit for shower (WA26)

Recommended operating pressure: from 1 to 3 bar.

Rate of flow: 10.5 litres a minute with 1 bar pressure; 18 litres a minute with 3 bar pressure.

#### Shower heads WA35 – WA37

Recommended operating pressure: from 0.5 to 1.5 bar.

Rate of flow: 11.40 litres a minute with 0.5 bar pressure; 14.3 litres a minute with 1.5 bar pressure.

#### CHANDELIER-SHOWER

Chrome-plated stainless steel and lead crystal. Fitted with anti-scale head and throttle. Low-voltage 12V LED illumination. Fitted with special 100-240V 50-60 Hz transformer. Protection Rating IP65. CE certificates.

#### ACCESSORIES

Brass with polished chrome finish (polished chrome or RAL 3020 red for codes WA16 – WA17).

14.3 litres a minute with 1.5 bar pressure.

#### For further product information:

[bisazzabagno@bisazza.com](mailto:bisazzabagno@bisazza.com)

[www.bisazzabagno.com](http://www.bisazzabagno.com)