

A ceramic  
love story.

**24/25 BOOK**

**NovaBell**  
CERAMICHE

**A ceramic  
love story.**

**24/25 BOOK**

**NovaBell**  
CERAMICHE

# A ceramic love story.

## Index

### Introduction

<b>Indice formati - effetti - tecnologia / Index of sizes - look - product type</b>	<b>04</b>
<b>Indice alfabetico / Alphabetical index</b>	<b>05</b>
<b>Una storia di passione per la ceramica / A ceramic love story</b>	<b>06</b>
<b>Smart Factory: la sostenibilità concreta e misurabile / Smart Factory: tangible, measurable sustainability</b>	<b>08</b>
<b>Qualità e sviluppo sostenibile e circolare / Quality and sustainable and circular development</b>	<b>010</b>
<b>Certificazione sostenibile e di prodotto / Sustainable product certifications</b>	<b>012</b>
<b>Made in Italy: sinonimo di qualità e valori / Made in Italy: genuine quality and values</b>	<b>014</b>
<b>NovaBell Oversize</b>	<b>016</b>
<b>OutWalk 20 MM - 30 MM / In&amp;Out Antislip 9 MM</b>	<b>020</b>
<b>Accessori OutWalk 20 MM / OutWalk 20 MM Accessories</b>	<b>022</b>

### Collections

<b>Design look</b>	<b>024</b>
<b>Design look</b>	<b>026</b>
<b>Stone look</b>	<b>054</b>
<b>Decorative look</b>	<b>160</b>
<b>Maiolica look</b>	<b>176</b>
<b>Wood look</b>	<b>182</b>
<b>Concrete / Resin / Metal look</b>	<b>238</b>
<b>Marble look</b>	<b>278</b>
<b>Rustic look</b>	<b>296</b>
<b>3D look</b>	<b>312</b>

### Technical info

<b>Guida alla consultazione / Consultation guide</b>	<b>321</b>
<b>Guida alla consultazione / Consultation guide</b>	<b>322</b>
<b>Accessori e pezzi speciali 20 MM / Accessories and special trims 20 MM</b>	<b>324</b>
<b>Dati tecnici / Technical features</b>	<b>328</b>
<b>Manutenzione e avvertenze / Maintenance and warning</b>	<b>330</b>
<b>Informazioni importanti sul prodotto / Important product information</b>	<b>331</b>
<b>Informazioni ed avvertenze per il consumatore / Information and advice for the consumer</b>	<b>332</b>
<b>Informazioni di posa / Information schemes</b>	<b>335</b>
<b>Diritti di proprietà intellettuale - industriale / Intellectual - industrial property rights</b>	<b>336</b>




## A *ceramic* love story.

A ceramic love story since 1988.

Una storia di passione per la ceramica dal 1988.

Une histoire de passion pour la céramique depuis 1988.

Keramik aus Leidenschaft, ein Unternehmen schreibt Geschichte - seit 1988.



The NovaBell brand is inextricably linked to the Bellei family. Its founder, Silvio Bellei, played a leading role in the Italian ceramic industry from the 1950s onwards, contributing to the development of some of the most important companies in the sector. Today NovaBell stands for excellence in the ceramics industry, a business model committed to continual improvement in the efficiency of production processes and environmental performance, crucial for the manufacture of quality products.

Il marchio NovaBell è indissolubilmente legato alla famiglia Bellei. Il fondatore, Silvio Bellei, è stato fin dagli anni '50 tra i principali protagonisti dell'industria ceramica italiana, partecipando allo sviluppo di alcune tra le più importanti aziende del settore. Oggi NovaBell è un'eccellenza ceramica, un modello di impresa impegnato nel miglioramento continuo dell'efficienza dei processi produttivi e delle performance ambientali, elementi determinanti per ottenere prodotti di qualità.

La famille Bellei est indissolublement liée à la marque NovaBell. Dès les années 50, son fondateur, Silvio Bellei, est déjà l'un des acteurs majeurs de l'industrie céramique italienne, contribuant largement au développement de plusieurs grandes entreprises du secteur. NovaBell est aujourd'hui une excellence céramique, un modèle d'entreprise engagé à optimiser sans cesse l'efficacité de ses procédés de production et de ses performances environnementales, soit des éléments essentiels pour fabriquer des produits de qualité.

Die Marke NovaBell ist untrennbar mit der Familie Bellei verknüpft. Der Gründer Silvio Bellei gehörte bereits in den 50er Jahren zu den Schlüsselfiguren der italienischen Keramikindustrie, da er an der Entwicklung einiger der renommiertesten Branchenunternehmen beteiligt war. NovaBell steht heute für hochwertige Keramik. Das Geschäftsmodell setzt auf eine Verbesserung der Produktionseffizienz und des Umweltprofils, entscheidende Elemente für die Erzielung von Qualitätsprodukten.



# A *smart* love story.

Smart Factory: tangible, measurable sustainability.  
 Smart Factory: la sostenibilità concreta e misurabile.  
 Smart Factory : la durabilité concrète et mesurable.  
 Smart Factory: konkrete und messbare nachhaltigkeit.



The environmental factor has become more and more important in NovaBell's planning and investments. The expansion of its plant, its industry 4.0 technologies and its new infrastructures originate from a genuine rethink of the entire industrial process, which sees sustainability as a strategic priority. The company makes an active contribution through a series of real, measurable actions:

- reduction of 500 tons per year in CO2 emissions
- 7% reduction in energy use
- 99.5% of waste reused in the production cycle
- 8.5% less raw material extraction
- digitalisation 4.0 to innovate processes, products and services
- new road network and resilient infrastructures.

La componente ambientale ha assunto un peso sempre più rilevante nella programmazione e negli investimenti NovaBell. L'ampliamento dello stabilimento, le tecnologie 4.0 e le nuove infrastrutture nascono da un vero e proprio ripensamento dell'intero processo industriale che vede la sostenibilità come una priorità strategica. L'azienda contribuisce attivamente attraverso una serie di azioni concrete e misurabili:


- riduzione pari a 500 tonnellate di CO2 l'anno
- riduzione del 7% dei consumi energetici
- 99,5% degli scarti recuperati nel ciclo produttivo
- 8,5% in meno di estrazione di materie prime
- digitalizzazione 4.0 per innovare processi, prodotti e servizi
- nuova viabilità e infrastrutture resilienti.

La composante environnementale joue un rôle de plus en plus important dans la programmation et les investissements NovaBell. L'agrandissement de l'usine, les technologies 4.0 et les nouvelles infrastructures reposent sur la révision complète de tout le procédé industriel qui pose comme priorité stratégique la durabilité. L'entreprise s'engage activement par une série d'actions concrètes et mesurables :

- réduction de 500 tonnes de CO2 par an
- réduction de 7 % des consommations énergétiques
- récupération de 99,5 % des déchets dans le cycle de production
- 8,5 % en moins d'extraction de matières premières
- digitalisation 4.0 pour innover procédés, produits et services
- nouvelle gestion de la circulation et infrastructures résilientes.

Durch weitsichtige Planung und Investitionen hat sich NovaBell ambitionierten Umweltzielen verschrieben. Der Ausbau des Werks, die 4.0-Technologien und die neuen Infrastrukturen sind das Ergebnis einer Neukonzeption der gesamten industriellen Fertigung, bei der Nachhaltigkeit strategische Priorität hat. Durch eine Reihe konkreter und messbarer Maßnahmen leistet das Unternehmen einen aktiven Beitrag zum Umweltschutz:

- 500 Tonnen CO2- Reduzierung pro Jahr
- Verringerung des Energieverbrauchs um 7 %
- 99,5 % der Abfälle aus dem Fertigungsprozess werden wiederverwendet
- 8,5 % weniger Rohstoffabbau
- Digitalisierung 4.0 im Hinblick auf innovative Prozesse, Produkte und Dienstleistungen
- Neues Straßen- und Wegenetz sowie resiliente Infrastrukturen.



## A *sustainable* love story.

Quality and sustainable and circular development.  
Qualità e sviluppo sostenibile e circolare.  
Qualité et développement durable et circulaire.  
Qualität und Nachhaltigkeit.



The entire NovaBell production cycle is grounded in a sustainability policy that **prioritises recovery and recycling, and reduction of raw material use.**

Through latest-generation plants, the company has slashed its atmospheric emissions and noise levels and reuses al-most all wastewater and fired and unfired scrap, returned to the production cycle to conserve natural resources. NovaBell constantly analyses its operating performance, systemic control which not only ensures early identification of potential inefficiencies or anomalies but also enables it to optimise processes, reduce waste and improve the overall sustainability of its operations.

Tout le cycle de production NovaBell repose sur une politique de durabilité qui **encourage la récupération, le recyclage et la réduction des matières premières.**

À l'aide de son équipement de dernière génération, l'entreprise a diminué de manière drastique les émissions dans l'atmosphère et les niveaux sonores, réutilise pratiquement la totalité des eaux usées ainsi que les déchets crus et cuits qui sont réinjectés dans le cycle de production, de sorte à promouvoir la conservation des ressources naturelles. NovaBell analyse en continu ses performances. Il s'agit d'un contrôle systémique qui, non seulement permet d'identifier rapidement les inefficacités ou anomalies potentielles, mais donne aussi la possibilité d'optimiser les procédés, de réduire le gaspillage et d'améliorer la durabilité générale des opérations.

L'intero ciclo produttivo NovaBell nasce da una politica di sostenibilità che **promuove il recupero, il riciclo e la riduzione delle materie prime.**

Attraverso impianti di ultima generazione l'azienda ha ridotto drasticamente le emissioni in atmosfera e i livelli di rumore, riutilizza la quasi totalità delle acque reflue e gli scarti crudi e cotti che vengono reimmessi nel ciclo produttivo, promuovendo così la conservazione delle risorse naturali. NovaBell analizza costantemente le prestazioni operative, un controllo sistemico che, non solo consente di identificare tempestivamente potenziali inefficienze o anomalie, ma offre la possibilità di ottimizzare i processi, ridurre gli sprechi e migliorare la sostenibilità complessiva delle operazioni.


Der gesamte Produktionszyklus von NovaBell beruht auf einem Nachhaltigkeitsansatz, der auf die **Rückgewinnung, das Recycling und die Reduzierung von Rohstoffen** abzielt.

Mit Hilfe hochmoderner Anlagen senkte das Unternehmen drastisch die Emissionen in die Atmosphäre und die Lärmbelastungen. Abwässer und ungebrannte wie gebrannte Produktionsabfälle werden wiederverwendet bzw. in den Produktionszyklus zurückgeführt, was zum Erhalt der natürlichen Ressourcen beiträgt. Mittels einer kontinuierlichen Kennzahlenanalyse überwacht NovaBell das gesamte Betriebssystem, was nicht nur die frühzeitige Erkennung von potenziellen Effizienzmängeln oder Anomalien ermöglicht, sondern auch die Optimierung von Prozessen, die Reduzierung von Verschwendung und die Verbesserung der Nachhaltigkeit aller Betriebsabläufe.



Photo by: Daniela Iozzenko - Pat Whelan - Alex Bertha - Casey Horner - Unsplash

# A certified love story.



Certifications issued by independent accredited bodies confirm that NovaBell's products and processes meet strict quality standards, with reliability and transparency guaranteed.

Les certifications, délivrées par des organismes qualifiés et indépendants, attestent que les produits et les procédés NovaBell remplissent les rigoureux critères de qualité et constituent une garantie de fiabilité et de transparence.

## LEED® CERTIFICATION COMPLIANT

NovaBell products' sustainability and high recycled material content, certified by third-party organisation Bureau Veritas, qualify them for credits under the LEED® (Leadership in Energy and Environmental Design) system, which sets precise criteria for the design and construction of healthy, energy-efficient buildings with low environmental impact.

La durabilité des produits NovaBell et la haute teneur en matériau recyclé, certifié par l'organisme tiers Bureau Veritas, contribuent à l'acquisition des points de crédit LEED® (Leadership in Energy and Environmental Design), dont les paramètres établissent des critères précis pour la conception et la construction de bâtiments sains, énergétiquement performants et à faible impact environnemental.

## GBCI

NovaBell is a member of the Green Building Council Italia, a member of World GBC, the world's largest international sustainable building organisation. GBC Italia is a non-profit organisation that aims to transform the construction market by promoting the LEED® certification system.

NovaBell est membre du Green Building Council Italia (GBC Italia) qui fait partie du World GBC, la plus grande organisation mondiale pour le bâtiment durable. GBC Italia est une association à but non lucratif engagée dans la transformation du marché du bâtiment à travers la promotion du système de certification LEED®.

## CE

The CE mark certifies that NovaBell products comply with EU requirements with regard to safety, health and the environment.

Le marquage CE certifie que les produits NovaBell sont conformes aux exigences de l'UE en matière de sécurité, de santé et de protection de l'environnement.

Le certificazioni, rilasciate da enti qualificati e indipendenti, attestano che i prodotti e i processi NovaBell soddisfano rigorosi standard di qualità e costituiscono una garanzia di affidabilità e trasparenza.

Die von qualifizierten und unabhängigen Stellen ausgestellten Zertifizierungen bescheinigen, dass die Produkte und Prozesse von NovaBell strenge Qualitätsstandards erfüllen, und bürgen für Zuverlässigkeit und Transparenz.

La sostenibilità dei prodotti NovaBell e l'elevato contenuto di materiale riciclato, certificato dall'ente terzo Bureau Veritas, contribuiscono all'ottenimento dei punteggi LEED® (Leadership in Energy and Environmental Design), i cui parametri stabiliscono precisi criteri di progettazione e realizzazione di edifici salubri, energeticamente efficienti e a impatto ambientale contenuto.

Die Nachhaltigkeit der NovaBell-Produkte und der vom unabhängigen Bureau Veritas zertifizierte hohe Anteil an recyceltem Material tragen zum Erhalt von Punkten nach dem Ratingsystem LEED® (Leadership in Energy and Environmental Design) bei, das präzise Kriterien für die Planung und Umsetzung gesunder, energieeffizienter und umweltfreundlicher Gebäude festlegt.

NovaBell è membro del Green Building Council Italia che fa parte del World GBC, la più grande organizzazione internazionale al mondo per l'edilizia sostenibile. GBC Italia è un'associazione senza scopo di lucro, impegnata nella trasformazione del mercato delle costruzioni attraverso la promozione del sistema di certificazione LEED®.

NovaBell ist Mitglied des Green Building Council Italia, der der internationalen Dachorganisation für nachhaltiges Bauen World GBC angehört. GBC Italia ist ein gemeinnütziger Verband, der sich für einen nachhaltigen Wandel in der Baubranche durch Förderung des LEED®-Zertifizierungssystems einsetzt.

Il marchio CE attesta che i prodotti NovaBell rispettano i requisiti previsti dall'UE in materia di sicurezza, salute e tutela dell'ambiente.

Die CE-Kennzeichnung bescheinigt, dass die NovaBell-Produkte den EU-Anforderungen an Sicherheit, Gesundheit und Umweltschutz entsprechen.



## QB UPEC

The QB UPEC classification is a voluntary form of product certification issued by the Scientific and Technical Center for Building (Centre Scientifique et Technique du Bâtiment, CSTB). The certification confirms the quality, performance and reliability of NovaBell products in relation to their intended use.

Le classement QB UPEC est une certification volontaire de produit délivrée par le Centre Scientifique et Technique du Bâtiment (CSTB). La certification vérifie la qualité, les performances et la fiabilité des produits NovaBell par rapport à leur domaine d'application.

La classificazione QB UPEC è una certificazione di prodotto volontaria rilasciata dal Centro Scientifico e Tecnico per l'Edilizia CSTB. La certificazione verifica la qualità, le prestazioni e l'affidabilità dei prodotti NovaBell in relazione alla destinazione d'uso.

Die QB-UPEC-Klassifizierung ist eine freiwillige Produktzertifizierung, die vom Wissenschaftlichen und Technischen Zentrum für das Bauwesen (Centre Scientifique et Technique du Bâtiment, CSTB) vergeben wird. Die Zertifizierung bestätigt die Eignung der NovaBell-Produkte für ihren Verwendungszweck, was Qualität, Leistung und Zuverlässigkeit anbetrifft.



## CCC

CCC certification is a safety mark that is compulsory for the Chinese market. Certification involves product quality testing and inspections of production plants.

La certification CCC est un marquage de sécurité nécessaire pour l'exportation ou la vente sur le marché chinois. L'obtention de cette certification exige des tests de qualité sur le produit et des inspections des usines de production.

La certificazione CCC è un marchio di sicurezza obbligatorio per il mercato cinese. La certificazione prevede test di qualità sul prodotto e ispezioni negli stabilimenti produttivi.

Die CCC-Zertifizierung ist ein für den chinesischen Markt erforderliches Sicherheitszeichen. Die Zertifizierung sieht Qualitätsprüfungen am Produkt und Inspektionen in den Produktionsstätten vor.



## SASO

SASO is the compulsory quality mark for the Saudi Arabia market; it certifies that NovaBell products comply with the relevant standards.

SASO est la certification de qualité exigée par l'Arabie Saoudite, qui atteste que les produits NovaBell sont conformes aux normes en vigueur.

SASO è il marchio di qualità obbligatoriamente richiesto dall'Arabia Saudita; certifica che i prodotti NovaBell sono conformi alle norme pertinenti.

SASO ist das von Saudi-Arabien geforderte Qualitätszeichen; es bescheinigt, dass die NovaBell-Produkte den einschlägigen Bestimmungen entsprechen.



## EPD

Through the Environmental Product Declaration (EPD), NovaBell provides clear, transparent disclosure of the environmental impact of the product's entire lifecycle. The declaration, which functions in accordance with the ISO 14025 and EN 15804 international standards, helps to gain credits for sustainability protocols such as LEED.

Par la DEP (déclaration environnementale de produit), NovaBell communique de façon claire et transparente l'impact de tout le cycle de vie du produit sur l'environnement. Encadrée par les normes internationales ISO 14025 et EN 15804, cette déclaration contribue à l'acquisition de points de crédit pour les protocoles de durabilité (par ex. LEED).

Attraverso l'Environmental Product Declaration (EPD), NovaBell comunica in modo chiaro e trasparente l'impatto ambientale dell'intero ciclo di vita del prodotto. La dichiarazione, che opera secondo gli standard internazionali ISO 14025 e EN 15804, contribuisce all'ottenimento di crediti per i protocolli di sostenibilità (Es. LEED).

Mit der Environmental Product Declaration (EPD – Umwelt-Produktdeklaration) stellt NovaBell die Umweltauswirkungen ihrer Produkte durch eine transparente Kommunikation der Ökobilanzen dar. Die Deklaration, die auf den internationalen Normen ISO 14025 und EN 15804 basiert, trägt zur Erlangung von Punkten für die Umsetzung von Nachhaltigkeitsanforderungen (z. B. LEED) bei.



## ETA

The European Technical Assessment (ETA) documents the suitability and excellent technical performance of NovaBell products for the design of external claddings and ventilated walls.

L'Évaluation Technique Européenne (ETE) documente l'adéquation et les hautes performances techniques des produits NovaBell pour la conception de revêtements muraux extérieurs et de façades ventilées.

La Valutazione Tecnica Europea (ETA) documenta l'idoneità e le alte prestazioni tecniche dei prodotti NovaBell per la progettazione di rivestimenti esterni e facciate ventilate.

Die Europäische Technische Bewertung (European Technical Assessment, ETA) dokumentiert die Eignung und die hohen technische Leistungsmerkmale der NovaBell-Produkte für die Verwendung in Außenwandverkleidungen und vorgehängten hinterlüfteten Fassaden.





## An *authentic* love story.

Made in Italy: genuine quality and values.  
 Made in Italy: sinonimo di qualità e valori.  
 Made in Italy : synonyme de qualité et de valeurs.  
 Made in Italy: Synonym für Qualität und Werte.



NovaBell is aware that **manufacturing in Italy not only guarantees a product's quality** but is first and foremost a commitment to a sustainable future, an expression of deeply held values that embrace accountability at all levels. **The creativity, aesthetics and technological innovation** intrinsic to NovaBell products go hand-in-hand with an unshakable commitment to the environment, customers and workers. More than "just" a strategic priority, occupational health and safety is a value that permeates the corporate culture. Through continual training and strict safety protocols, **NovaBell constantly aims for higher and higher quality standards and sound ethical values**, which guide the company in the construction of a sustainable, future-oriented brand.

NovaBell sait très bien que le **Made in Italy n'est pas qu'une promesse de qualité**, mais est surtout et avant tout un engagement pour un futur durable, une expression de valeurs profondes qui impliquent des responsabilités à tous les niveaux. **La créativité, l'esthétique et l'innovation technologique** propres aux produits NovaBell s'assortissent d'un engagement indéfectible envers l'environnement, les clients et les travailleurs. La sécurité au travail n'est pas seulement une priorité stratégique mais est aussi une valeur qui imprègne toute la culture d'entreprise. En suivant une formation continue et de stricts protocoles de sécurité, **NovaBell intensifie son engagement pour une qualité encore meilleure et pour d'intenses valeurs éthiques** qui aident l'entreprise à construire une marque durable et orientée vers le futur.

NovaBell è consapevole che il **Made in Italy non è solo una promessa di qualità**, ma soprattutto un impegno per un futuro sostenibile, un'espressione di valori profondi che abbracciano la responsabilità a tutti i livelli. **La creatività, l'estetica e l'innovazione tecnologica**, che definiscono i prodotti NovaBell, sono accompagnate da un impegno incrollabile nei confronti dell'ambiente, dei clienti e dei lavoratori. La sicurezza sul lavoro non è solo un priorità strategica ma un valore che permea la cultura aziendale. Attraverso una formazione continua e rigorosi protocolli di sicurezza, **NovaBell si impegna sempre di più verso standard qualitativi elevati e valori etici solidi** che guidano l'azienda nella costruzione di un marchio sostenibile e orientato al futuro.

NovaBell ist sich bewusst, dass **Made in Italy nicht nur ein Qualitätsversprechen** ist, sondern vor allem Engagement für eine nachhaltige Zukunft und Ausdruck von Wertbegriffen, die verantwortliches Handeln auf allen Ebenen voraussetzen. **Kreativität, Design und technologische Innovation**, markentypische Kennzeichen der Produkte von NovaBell, gehen mit einem unermüdlichen Engagement für Umwelt, Kunden und Mitarbeiter einher. Die Sicherheit am Arbeitsplatz ist nicht nur eine strategische Priorität, sondern auch ein Wertbegriff, der die gesamte Unternehmenskultur durchdringt. Durch fortwährende Schulungsmaßnahmen und strenge Sicherheitsprotokolle **bemüht sich NovaBell zunehmend um hohe Sicherheitsstandards und solide ethische Werte**, die das Unternehmen beim Aufbau einer nachhaltigen und zukunftsorientierten Marke leiten.



# NovaBell Oversize

Large porcelain stoneware slabs, a challenge that is already a success.  
 Lastre in gres porcellanato di grandi dimensioni, una sfida che è già un successo.  
 Dalles en grès cérame de grande taille, un défi qui est déjà un succès.  
 Großformatige Platten aus Feinsteinzeug sind heute schon der Erfolg von morgen.



Easy to clean  
Facile da pulire




Acid-resistant  
Resiste agli acidi



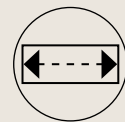
Does not stain  
Non si macchia



Moisture resistant  
Resistente all'umidità



Scratch and abrasion resistant  
Resistente a graffi e abrasioni



Dimensional stability  
Stabilità dimensionale

NovaBell's skill in combining technological innovation with exquisite aesthetics has now created leading-edge surfaces of truly impressive size: **120x278 cm in 6 mm thickness**. OVERSIZE slabs are helping to rewrite the standards in the world of materials by responding to the most demanding requirements in a variety of contexts, such as the design and furnishing of bathrooms and kitchens, not to mention traditional use as floor and wall coverings and state-of-the-art applications in architecture as external facades.

La capacità de NovaBell à concilier innovation technologique avec esthétique de haute qualité, se traduit par des surfaces d'avant-garde au format imposant : **120x278 cm de 6 mm d'épaisseur**.

Les dalles OVERSIZE contribuent à redéfinir les normes dans l'univers des matériaux en répondant aux exigences les plus strictes dans les différents domaines d'application : dans le design et dans les accessoires d'ameublement pour salles de bains et cuisines, sans oublier bien évidemment la pose traditionnelle sur murs et sur sols et l'utilisation dans le secteur de l'architecture avancée comme, par exemple, les façades extérieures.

La capacità di NovaBell di combinare innovazione tecnologica con estetica di alta qualità si è tradotta in superfici all'avanguardia dalle dimensioni imponenti: **120x278 cm in spessore 6 mm**.

Le lastre OVERSIZE contribuiscono a ridefinire gli standard nel mondo dei materiali conquistando le esigenze più elevate in vari ambiti applicativi: nel design e nei complementi d'arredo per bagno e cucina, includendo ovviamente l'utilizzo tradizionale per pareti e pavimenti e nel settore dell'architettura avanzata come le facciate esterne.

Die Fähigkeit von NovaBell, technologische Innovation mit wertiger Optik zu vereinen, kommt in hochmodernen Platten mit imposanten Abmessungen - **120x278 cm in der Materialstärke 6 mm** - zum Ausdruck.

Die großformatigen Platten der Reihe OVERSIZE definieren die Materialstandards neu und entsprechen den höchsten Anforderungen in diversen Anwendungsbereichen, beginnend bei Design- und Einrichtungselementen für Bad und Küche über die klassische Verwendung als Wand- und Bodenbeläge bis hin zu Fassadenverkleidungen in der modernen Architektur.

# OVERSIZE expands beauty.

120x278



THICKNESS  
6  
MM



GLUED BUILDING FACADES

OVERSIZE slabs, designed to match with and continue the NovaBell collections, shape interior and exterior architecture and adapt perfectly to a variety of different styles and contexts. As a cladding, slabs wrap around surfaces and create an impression of visual continuity, suitable for many purposes and applications in both innovative and traditional projects: wall and floor coverings, furnishings and even external facades, since OVERSIZE porcelain stoneware's technical properties make it tough and durable, a real barrier against thermal shock and the most aggressive weather, with all its beauty and technical characteristics retained intact.

Les dalles OVERSIZE, coordonnées en continuité visuelle avec les collections NovaBell, façonnent l'architecture d'intérieur et d'extérieur en s'adaptant à différents contextes et styles. Les dalles enveloppent littéralement les surfaces en suscitant une sensation de continuité visuelle, tant pour des projets novateurs que pour des projets traditionnels, dans de multiples objectifs et applications : murs, sols, éléments d'ameublement et façades extérieures. En effet, le grès cérame OVERSIZE possède des propriétés techniques qui en font un matériau résistant et durable, une vraie barrière contre les chocs thermiques et les agents atmosphériques plus agressifs, tout en conservant sa beauté et sa performance.

Le lastre OVERSIZE, coordinate e in continuità con le collezioni NovaBell, modellano l'architettura interna ed esterna, adattandosi a una varietà di contesti e stili differenti. Come un involucro, le lastre avvolgono le superfici creando una sensazione di continuità visiva adatta a progetti innovativi e tradizionali per molteplici scopi e applicazioni: pareti, pavimenti, elementi d'arredo e facciate esterne; il gres porcellanato OVERSIZE è infatti dotato di proprietà tecniche che lo rendono resistente e durevole, una vera barriera contro gli sbalzi termici e gli agenti atmosferici più aggressivi, mantenendo inalterata la propria bellezza e le performance tecniche.

Die Platten der Reihe OVERSIZE, die stimmig in einer einheitlichen Optik mit den Kollektionen von NovaBell kombiniert werden können, gestalten die verschiedensten Innen- und Außenbereiche unterschiedlicher Stilrichtungen. Die Platten bekleiden die Flächen wie eine Hülle und erzeugen so eine durchgängige Optik, die wie geschaffen ist für mannigfaltige Anwendungen in modernen und klassischen Konzepten, etwa für Wandverkleidungen, Bodenbeläge, Einrichtungs-elemente und Fassadenverkleidungen. Zu den technischen Eigenschaften des Feinsteinzeugs OVERSIZE gehören Resistenz und Langlebigkeit. Es ist temperaturwechsel- und witterungsbeständig und behält seine Optik und Leistungsmerkmale dauerhaft bei.



OVERSIZE: unlimited versatility for boundless design.

OVERSIZE: versatilità illimitata per un design senza confini.

OVERSIZE : polyvalence illimitée pour un design sans frontières.

OVERSIZE: vielseitige Produkte für grenzenlose Gestaltungsfreiheit.

Facades / Architectural and furnishing surfaces / Indoors-outdoors

Facciate / Superfici d'arredo / Interni-esterni

Façades / Surfaces d'ameublement / Intérieur-Extérieur

Fassaden / Deko-Flächen / Innen- und Außenbereich

# Outdoor becomes a new living space.

Setting the standard for outdoor surfaces.  
Un punto di riferimento per le superfici da esterno.  
Une référence pour les surfaces extérieures.  
Ein Maßstab für Outdoor-Beläge.



Outwalk / Antislip  
collections



Garden & paths  
Giardini e vialetti



Terraces & balconies  
Terrazze e balconi



Pools & beach  
Piscine e spiaggia



Driveways & promenades.  
Carrabili e pedonali



Ventilated wall installation (20 MM)  
Posa ventilata (20 MM)

NovaBell is a driving force in the outdoor coverings sector, combining innovation, quality and sustainability. Its leadership rests on a constant dedication to excellence and a vision that has transformed our approach to outdoor materials. **The OutWalk brand identifies the extra-thick (20 and 30 mm) materials** which, together with the wide assortment of **anti-slip 9 mm surfaces**, combine design with functional properties for swimming-pools, gardens, terraces and public spaces. OutWalk is an incredible range of textures and colours designed to deliver high-performance beauty for the creation of iconic projects.

NovaBell est une figure de proue dans le secteur des revêtements extérieurs en associant innovation, qualité et durabilité. Son leadership est le résultat d'un dévouement constant à l'excellence et d'une vision qui a transformé la façon dont nous concevons l'outdoor. **La marque OutWalk différencie les surfaces très épaisses de 20 et 30 mm** qui, avec la grande variété de **finitions antidérapantes de 9 mm**, regroupent fonctionnalité et design pour piscines, jardins, terrasses et lieux publics. OutWalk propose une incroyable gamme de textures et couleurs qui veut accorder l'esthétique à la fonctionnalité pour créer des projets iconiques.

NovaBell è una forza trainante nel settore dei rivestimenti per esterni, combinando innovazione, qualità e sostenibilità. La sua leadership è il risultato di una dedizione costante all'eccellenza e di una visione che ha trasformato il modo in cui concepiamo l'outdoor. **Il marchio OutWalk contraddistingue le superfici spessorate 20 e 30 mm** che, insieme all'ampia gamma di **superfici antiscivolo 9 mm**, combinano funzionalità e design per piscine, giardini, terrazze e spazi pubblici. OutWalk è una gamma incredibile di texture e colori concepiti per coniugare estetica e funzionalità per la creazione di progetti iconici.

NovaBell vereint Innovation, Qualität und Nachhaltigkeit und gehört damit zu den Triebkräften in der Branche der Outdoor-Beläge. Diese Führungsposition ist das Ergebnis stetigen Qualitätsstrebens und einer Vision, die unser Outdoor-Konzept verändert hat. **Unter dem Markennamen OutWalk sind die Überstärken 20 mm und 30 mm** versammelt, die gemeinsam mit dem breiten Spektrum an **rutschhemmenden Oberflächen in der Materialstärke 9 mm** Funktionalität und Design für Pools, Gärten, Terrassen und öffentliche Bereiche auf einen Nenner bringen. OutWalk besitzt ein erstaunliches Spektrum von Texturen und Farben, die Ästhetik mit Funktionalität verbinden und wie geschaffen sind für die Gestaltung von ikonischen Projekten.



OutWalk 20 MM  
OutWalk 30 MM



IN OUT  
Antislip  
9 MM

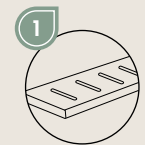
# Accessories and utility.

Accessories and components that transform outdoor spaces.  
 Accessori e componenti che trasformano lo spazio esterno.  
 Accessoires et éléments qui transforment l'espace extérieur.  
 Zubehör und Komponenten für den Außenbereich.

## OutWalk



Special trims  
20 MM



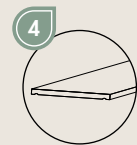
Special pieces  
Pezzi speciali



Tailor-made stairs  
Scale su misura



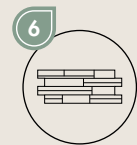
Large cube step Cubotto  
Gradone Cubotto



Coping tile  
Copertina



Fence  
Palizzata



BRICKUP  
wall coverings IN/OUT



Furnishing and accessories  
Arredamento e accessori

Outdoor accessories have been carefully developed with the real demands of architectural design in mind, and thus make a significant contribution to a project's functioning and overall aesthetic / practical success.

All accessories match the outdoor paving tiles to enable total continuity of appearance and are weatherproof, making them immune to the effects of time. Versatile NovaBell accessories are the perfect finishing touch to any context: pool areas, steps, walls or any type of domestic or urban pavement.

Les accessoires pour extérieur sont les fruits d'une conception minutieuse et orientée vers les exigences réelles du projet d'architecture. Ils contribuent ainsi significativement à l'utilité pratique et à la bonne réussite esthétique / fonctionnelle de l'ensemble.

Tous les éléments sont coordonnés aux revêtements de sols extérieurs pour instaurer une continuité esthétique totale. Résistants aux agents atmosphériques, ils sont inaltérables à long terme. Les accessoires NovaBell perfectionnent avec des solutions éclectiques et complètent toutes les applications : zones piscines, escaliers, murets, cheminements domestiques et urbains.

Gli accessori per esterno sono il risultato di una progettazione attenta e orientata alle esigenze reali del progetto architettonico; garantiscono quindi un contributo significativo all'operatività e al successo estetico / funzionale complessivo.

Tutti i complementi sono coordinati alle pavimentazioni esterne per consentire totale continuità estetica, sono immuni agli agenti atmosferici e quindi inalterabili nel tempo. Gli accessori NovaBell perfezionano attraverso soluzioni versatili e completano qualsiasi contesto: aree piscina, scale, muretti, ogni tipo di camminamento domestico e urbano.

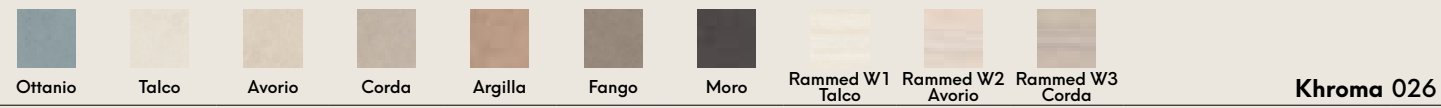
Das Zubehör für den Außenbereich ist das Resultat einer sorgfältigen Entwicklungsarbeit, die sich an den realen Anforderungen der architektonischen Planung orientiert. Es leistet daher einen wesentlichen Beitrag zur Nutzungsfreundlichkeit und zum optischen und funktionalen Gesamtergebnis.

Alle Zubehörelemente sind auf die Outdoor-Bodenbeläge abgestimmt, um eine einheitliche Optik zu gewährleisten. Außerdem sind sie witterungsbeständig und langlebig. Das Zubehör von NovaBell bildet die gelungene Abrundung für alle Arten von Anwendungen wie Schwimmbäder, Treppen, Sichtmauerwerke und Gehwege im privaten und städtischen Bereich.




# Collections


Design look




**Khroma 026**



**Keystone 042**




**Landstone 054**




**Thermae 066**




**Aspen 078**




**Maxima 088**




**Lounge+Decor 098**




**Norgestone 112**




**Davos 122**




**Stone Box 130**




**Allblack 136**



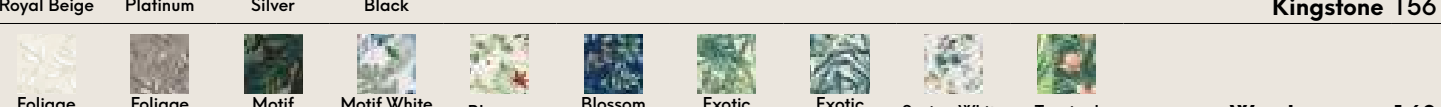
**Sovereign 144**



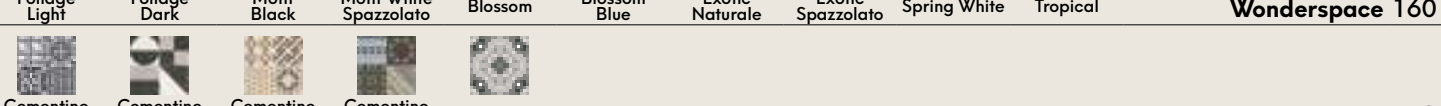
**Imperial Venice 152**




**Kingstone 156**



**Wonderspace 160**




**Déco 172**




**Fusion 176**

# Collections

Wood look




**Le Briccole 182**




**Nordic Wood 192**




**Artwood 204**




**Eiche 212**



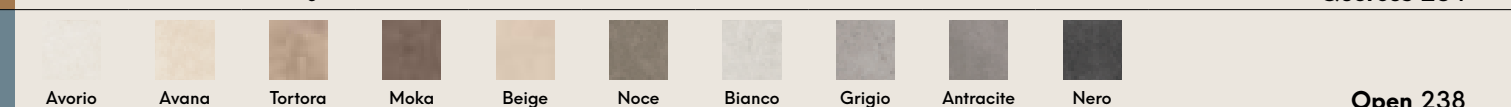
**My Space 222**




**Time Design 230**



**Quercus 234**



**Open 238**




**Paris 248**



**Forge 256**




**Oxy 264**




**Overland 272**




**Extra 278**



**Imperial Michelangelo 290**



**Lumière 296**



**Materia 304**



**Brickup 312**

Concrete/Resin Metal look

Marble look

Rustic look

3D look

Stone look

Decorative look

Maiolica look



Wall: Ottanio 120x278 | Argilla 120x120  
Floor: Rammed W1 Talco 120x120

# Khroma

Khroma celebra l'espressività e la naturalità della materia ancestrale dalla quale nasce tutto, l'argilla.

Khroma celebrates the expressive power and natural character of the ancestral material from which everything originates: clay.

Khroma célèbre l'expressivité et la dimension naturelle de cette matière ancestrale d'où tout est né : l'argile.

Khroma feiert die Expressivität und Natürlichkeit des urwüchsigen Materials, aus dem alles hervorgeht: Ton.



Wall: Corda 120x278 | Talco 120x278 | Rammed W3 Corda 120x278  
Floor: Talco 120x120



Wall in/out: Avorio 120x120 | Fango 120x120  
Floor in: Fango 120x120 | Floor out: Fango 120x120 20 MM | Fango Griglia 20x60x2 20 MM | Angolo Griglia SX/DX 20x60x2 20 MM  
Gradino Elle 30x120x6,5 20 MM | Gradino Angolo Elle 30x120x6,5 20 MM





Wall: Moro 120x120 | Fango 120x120  
Floor: Fango 120x120



Wall: Avorio 120x120 | Rammed W2 Avorio 120x120  
Floor: Rammed W2 Avorio 120x120

WORKSPACE

Thickness:  
6 MM - 9 MM - 20 MM

# Colour range

Finishes:

N Naturale - S Spazzolato - A Antislip - O OutWalk



Ottanio 6 MM - 9 MM



Talco 6 MM - 9 MM - 20 MM



Avorio 6 MM - 9 MM - 20 MM



Corda 6 MM - 9 MM - 20 MM



Fango 9 MM - 20 MM



Argilla 9 MM



Moro 9 MM



Rammed W1 Talco 6 MM - 9 MM - 20 MM



Rammed W2 Avorio 6 MM - 9 MM - 20 MM



Rammed W3 Corda 6 MM - 9 MM - 20 MM

# Khroma

Gres a impasto colorato / Full body colour  
Rettificato / Rectified  
UGL - EN 14411 - ISO 13006

	6 MM		9 MM		Finishes: N Naturale - S Spazzolato - A Antislip													
	120x278 48"x109½" rettificato		120x120 48"x48" rettificato		60x120 24"x48" rettificato		100x100 39"x39" rettificato		60x60 24"x24" rettificato		30x60 12"x24" rettificato							
	Naturale		Naturale		Naturale		Spazzolato		Antislip		Naturale		Naturale		Naturale		Antislip	
	01	1140	02	1110	02	1075	02	1110	02	1075	02	1090	03	1065	07	1040	07	1040
Ottanio	KRM LA17		KRM 187R		KRM 72RT		-		-			-	KRM 70RT		KRM 76RT		-	
Talco	KRM LA18		KRM 188R		KRM 82RT		-		KRM 82AS		KRM 108R		KRM 80RT*		KRM 86RT		KRM 86AS	
Avorio	KRM LA14		KRM 184R		KRM 42RT		-		KRM 42AS		KRM 104R		KRM 40RT*		KRM 46RT		KRM 46AS	
Corda	KRM LA13		KRM 183R		KRM 32RT		-		KRM 32AS		KRM 103R		KRM 30RT*		KRM 36RT		KRM 36AS	
Argilla	-		KRM 186R		KRM 62RT		-		-		-		KRM 60RT		KRM 66RT		-	
Fango	-		KRM 181R		KRM 12RT		-		-		-		KRM 10RT*		KRM 16RT		-	
Moro	-		KRM 182R		KRM 22RT		-		-		-		KRM 20RT		KRM 26RT		-	
Rammed W1 Talco	KRM LA01		KRM 1801R		KRM 015R		KRM 015S		-		-		-		-		-	
Rammed W2 Avorio	KRM LA02		KRM 1802R		KRM 025R		KRM 025S		-		-		-		-		-	
Rammed W3 Corda	KRM LA03		KRM 1803R		KRM 035R		KRM 035S		-		-		-		-		-	

	20 MM						OutWalk	
	120x120 48"x48" rettificato		60x120 24"x48" rettificato		60x60 24"x24" rettificato			
	01	1135	01	1125	02	1115		
Talco	KRM 812R		KRM 862R		-			
Avorio	KRM 412R		KRM 462R		KRM 460R			
Corda	KRM 312R		KRM 362R		KRM 360R			
Fango	KRM 112R		KRM 162R		KRM 160R			
Rammed W1 Talco	-		KRM 1201R		-			
Rammed W2 Avorio	-		KRM 2201R		-			
Rammed W3 Corda	-		KRM 3201R		-			



Download catalogue



OutWalk 20 MM



Info pag.330

Thickness:  
6 MM

# Khroma

Override

Finishes:  
N Naturale



120x278 - 48"x109½"  
KRM LA01 Rammed W1 Talco 01 1140



120x278 - 48"x109½"  
KRM LA02 Rammed W2 Avorio 01 1140



120x278 - 48"x109½"  
KRM LA03 Rammed W3 Corda 01 1140




120x278 - 48"x109½"  
KRM LA17 Ottanio 01 1140



120x278 - 48"x109½"  
KRM LA18 Talco 01 1140



120x278 - 48"x109½"  
KRM LA14 Avorio 01 1140



120x278 - 48"x109½"  
KRM LA13 Corda 01 1140

Thickness:  
9 MM - 20 MM

# Khroma

Rammed

Finishes:  
N Naturale - S Spazzolato - O OutWalk




120x120 - 48"x48"  
KRM 1801R Rammed W1 Talco 02 1110



120x120 - 48"x48"  
KRM 1802R Rammed W2 Avorio 02 1110



120x120 - 48"x48"  
KRM 1803R Rammed W3 Corda 02 1110



60x120 - 24"x48"  
KRM 015R Rammed W1 Talco  
KRM 015S Rammed W1 Talco Spazzolato 02 1075 1110



60x120 - 24"x48"  
KRM 025R Rammed W2 Avorio  
KRM 025S Rammed W2 Avorio Spazzolato 02 1075 1110



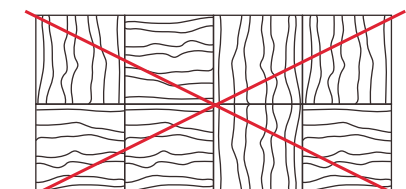
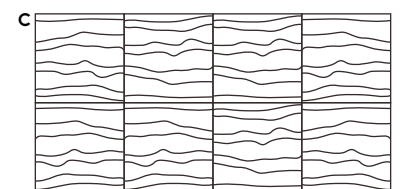
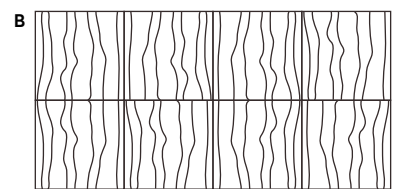

60x120 - 24"x48"  
KRM 035R Rammed W3 Corda  
KRM 035S Rammed W3 Corda Spazzolato 02 1075 1110

60x120 - 24"x48"  
KRM 1201R Rammed W1 Talco 20MM 01 1125

60x120 - 24"x48"  
KRM 2201R Rammed W2 Avorio 20MM 01 1125

60x120 - 24"x48"  
KRM 3201R Rammed W3 Corda 20MM 01 1125

Schemi Di Posa 120x120 Rammed  
Laying Schemes 120x120 Rammed  
Calpinage 120x120 Rammed  
Legebeispiele 120x120 Rammed



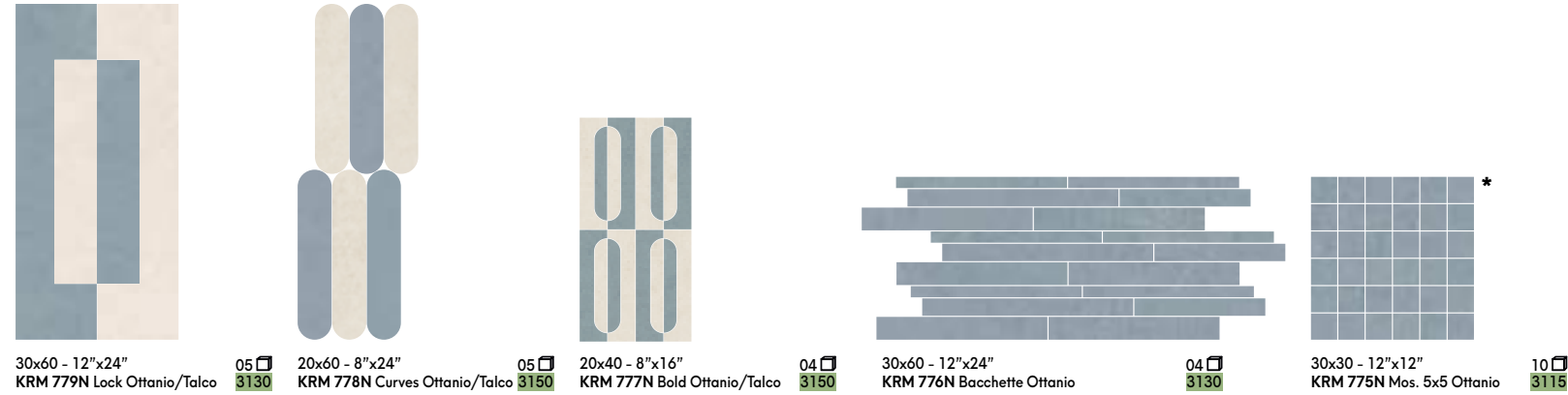
Thickness:  
9 MM

# Khroma


Mosaic & decors

Finishes:  
N Naturale

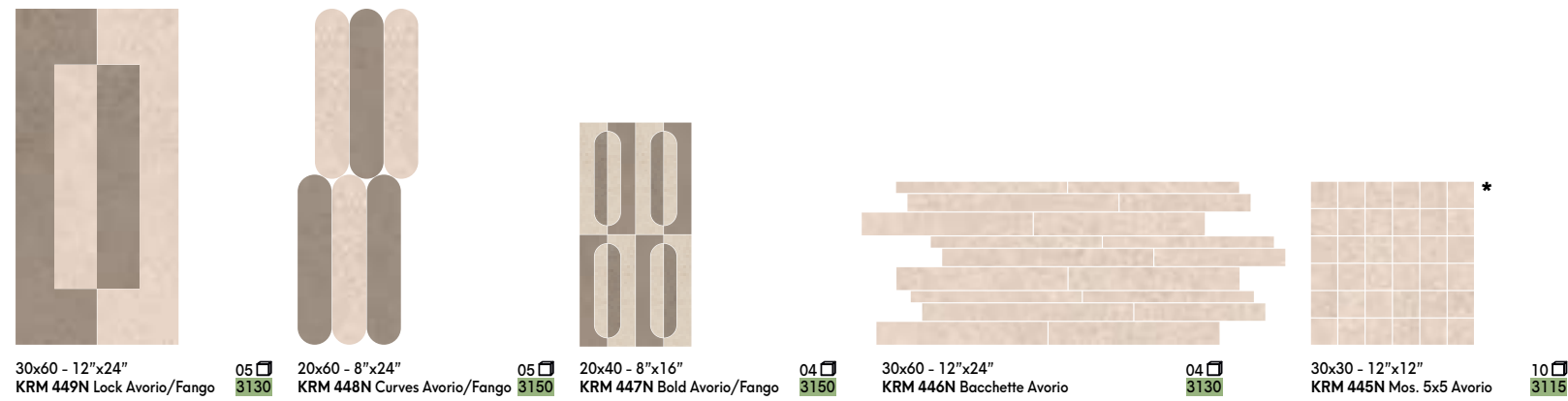
## Ottanio



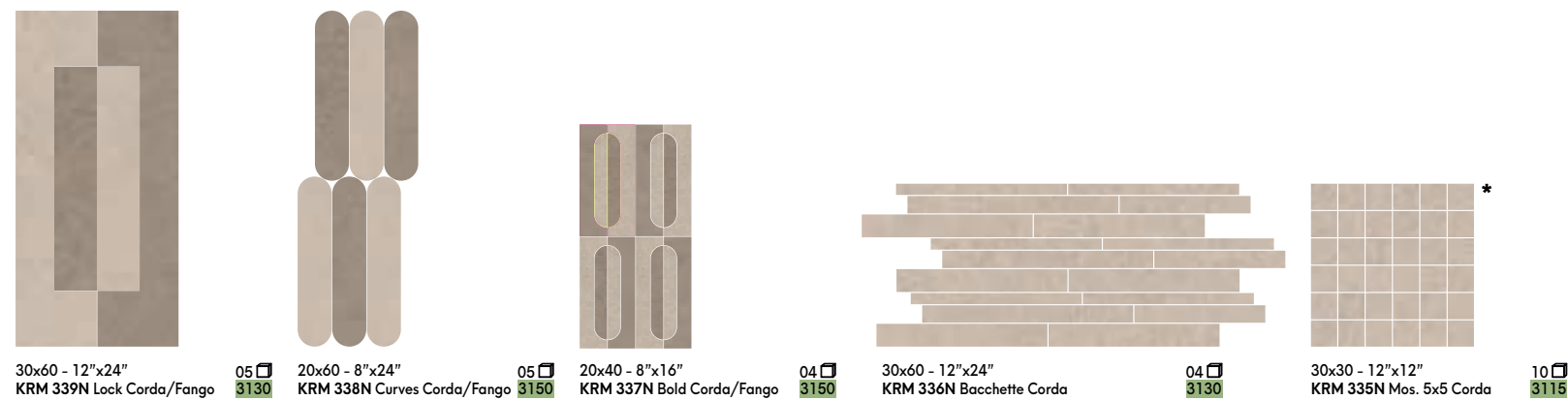
## Talco



## Avorio




## Corda



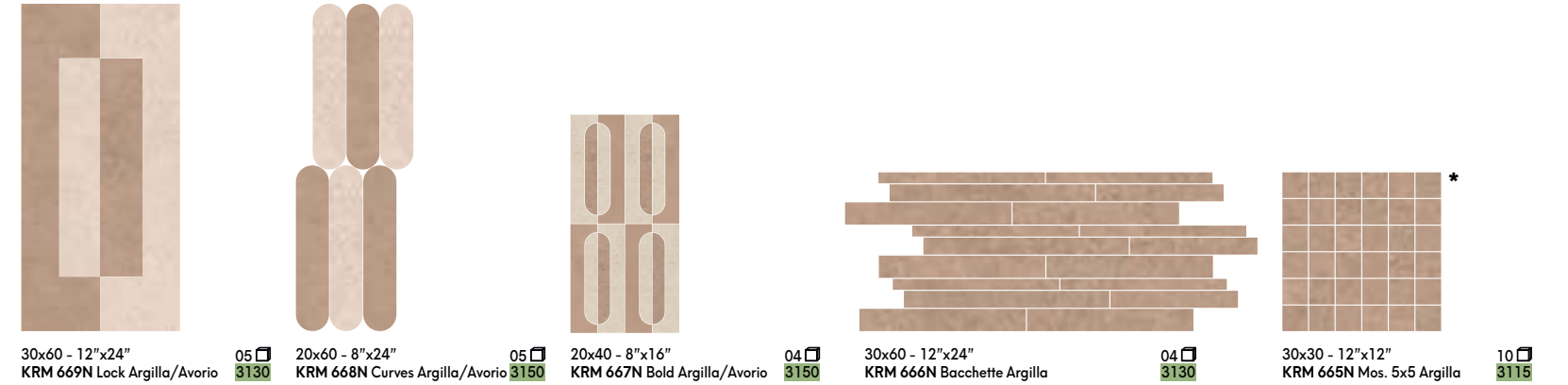
Thickness:  
9 MM

# Khroma

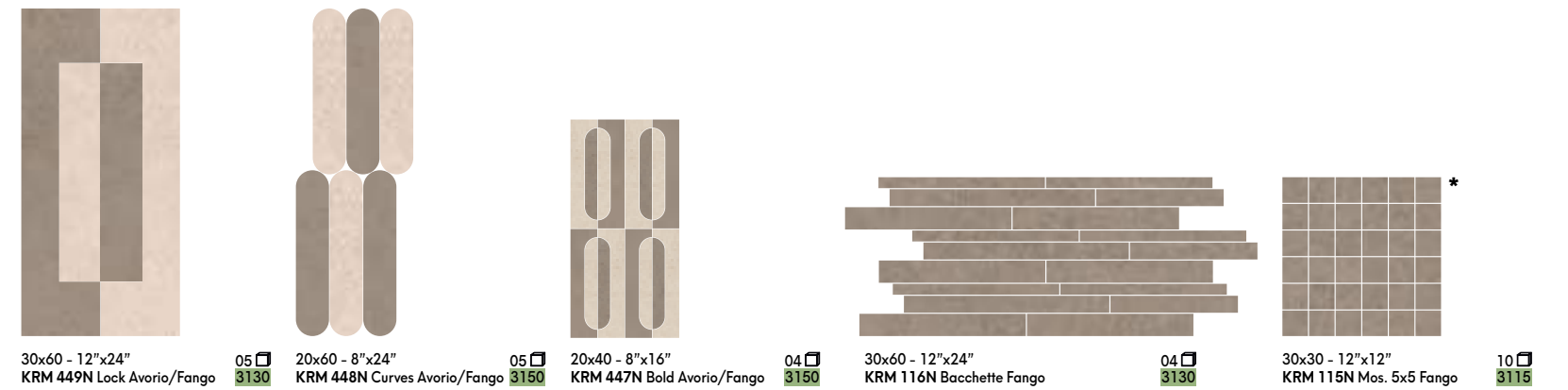
Mosaic & decors



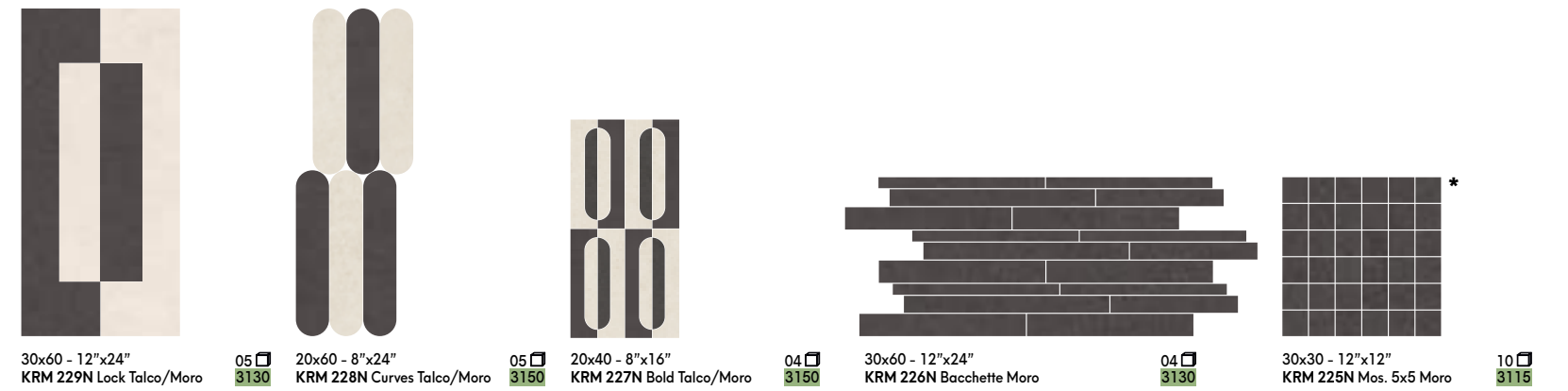
## Argilla



## Fango



## Moro



# Khroma

Technical features

Pezzi speciali / Special pieces / Pièces spéciales / Passende sonder formteile

Thickness 9 MM	Gradino Elle Rett. 33x120x4 ** 13"x48"x1 1/8"		Angolo DX Rett. 33x120x4 ** 13"x48"x1 1/8"		Angolo SX Rett. 33x120x4 ** 13"x48"x1 1/8"		Battiscopa 7x60 2 3/4"x24"	
	01 □	670	01 □	676	01 □	676	15 □	230
Ottanio	KRM G71K		KRM G72K		KRM G75K		KRM B70K	
Talco	KRM G81K		KRM G82K		KRM G85K		KRM B80K	
Avorio	KRM G41K		KRM G42K		KRM G45K		KRM B40K	
Corda	KRM G31K		KRM G32K		KRM G35K		KRM B30K	
Argilla	KRM G61K		KRM G62K		KRM G65K		KRM B60K	
Fango	KRM G11K		KRM G12K		KRM G15K		KRM B10K	
Moro	KRM G21K		KRM G22K		KRM G25K		KRM B20K	
Rammed W1 Talco	KRM GW11K		KRM GW12K		KRM GW15K		KRM BW10K	
Rammed W2 Avorio	KRM GW21K		KRM GW22K		KRM GW25K		KRM BW20K	
Rammed W3 Corda	KRM GW31K		KRM GW32K		KRM GW35K		KRM BW30K	

\*\* 6 settimane di consegna / 6 delivery weeks / 6 wochen lieferzeit / 6 semaines de livraison



Special trims 20 MM  
Info pag.324



Special trims  
20 MM

Stucchi consigliati / Recommended grouts / Couleurs des joints conseillées / Empfohlene Fugen Mörtel Farben

	Kerakoll Grouts	Mapei Grouts	Laticrete Grouts
Ottanio	-	176	91
Talco	05	103	18
Avorio	50	132	40
Corda	44	123	23
Argilla	45	133	30
Fango	36	187	34
Moro	11	114	45
Rammed W1 Talco	05	103	18
Rammed W2 Avorio	50	132	40
Rammed W3 Corda	44	123	23

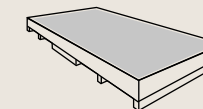
# Khroma

Technical features

Imballi e pesi / Packaging and weights / Emballages et poids / Verpackungen und gewichte

	pcs/box	m <sup>2</sup> /box	kg/box	box/pallet	m <sup>2</sup> /pallet	kg/pallet
<b>Thickness 6 MM</b>						
120x278*	1	3,336	47,0 - MAX WEIGHT	18	60,048	846
<b>Thickness 9 MM</b>						
120x120	2	2,880	56,0 - MAX WEIGHT	16	46,080	896
100x100	2	2,000	40,9 - MAX WEIGHT	20	40,000	818
60x120	2	1,440	27,3 - MAX WEIGHT	35	50,400	956
60x60	3	1,080	20,0	48	51,840	960
30x60	7	1,260	23,6	40	50,400	944
<b>OutWalk<sup>20</sup> MM - Thickness 20 MM</b>						
120x120	1	1,440	62,0 - MAX WEIGHT	16	23,040	992
60x120	1	0,720	31,4 - MAX WEIGHT	33	23,760	1036
60x60	2	0,720	31,0 - MAX WEIGHT	32	23,040	992

\* Cassa/Crate 1200x2780  
Dimensione/ Dimension: 1400x2890x280 HT  
Peso / Weight: 98 kg  
Pezzi / Pieces: 18 (120x278 - 60,048 m<sup>2</sup>)



Dati tecnici / Technical features / Caracteristiques techniques / Technische eigenschaften

UGL - EN 14411 - ISO 13006

SURFACE	DIN EN 16165 annex B	DIN EN 16165 annex A	BS EN 16165 annex C	BCR	ANSI DCOF	Deep Abrasion Resistance	MOHS	Recommended Use	Resistance to Staining	ANSI A 137.1
Naturale 6 MM	R9	A	-	DRY > 0.40 WET > 0.40	WET ≥ 0.42	< 175 mm <sup>3</sup>	≥ 6	4	5	V2 Naturale
Naturale 9 MM	R10	A+B	>36 wet slider 4S	DRY > 0.40 WET > 0.40	WET ≥ 0.42	< 175 mm <sup>3</sup>	≥ 6	4	5	
Spazzolato	-	-	-	DRY > 0.40 WET > 0.40	-	< 175 mm <sup>3</sup>	-	3	≥ 3	V3 Rammed
Antislip	R11	A+B+C	>36 wet slider 4S	DRY > 0.40 WET > 0.40	WET ≥ 0.42	< 175 mm <sup>3</sup>	≥ 7	5	5	
20 MM	R11	A+B+C	>36 wet slider 4S	DRY > 0.40 WET > 0.40	WET ≥ 0.42	< 130 mm <sup>3</sup>	≥ 8	5	5	



Naturale 6 MM



Naturale 9 MM



Spazzolato



Antislip



20 MM



Wall: Muretto Fossil 20x40 | Fossil 120x120  
Floor: Fossil 120x120 20MM

# Keystone

Keystone nasce dalla natura e dall'innovazione tecnologica; è un nuovo punto di vista sulla pietra che dà vita a originali finiture e a una grande profondità materica.

Keystone has its roots in nature and technological innovation: it takes a new look at stone to create original finishes and immense tactile depth.

Née de la nature et de l'innovation technologique, Keystone est un nouveau regard sur la pierre, qui donne vie à des finitions originales et une grande profondeur de matière.

Keystone vereint Naturnähe mit technologischer Innovation. Das Thema Stein wurde hier aus einer neuen Perspektive betrachtet und in originelle Oberflächen mit großer Tiefenwirkung umgesetzt.



Wall: Rope Spazzolato 60x120 | Lisca Rope 28x28  
Floor: Rope 60x120







Floor: Rope Spazzolato 60x120



Wall: Fossil 120x120 | Ocean Grey 60x120  
Floor: Fossil 120x120 20MM

Thickness:  
9 MM - 20 MM

# Colour range

Finishes:

N Naturale - S Spazzolato - O OutWalk



Pure 9 MM - 20 MM



Rope 9 MM - 20 MM



Ocean Grey 9 MM



Fossil 9 MM - 20 MM



Fog 9 MM

# Keystone

Gres a impasto colorato / Full body colour  
Rettificato / Rectified  
UGL - EN 14411 - ISO 13006

Thickness: 9 MM Finishes: N Naturale - S Spazzolato

	120x120 48"x48" rettificato		60x120 24"x48" rettificato		60x60 24"x24" rettificato		30x60 12"x24" rettificato			
	Naturale		Naturale	Spazzolato	Naturale		Naturale			
	02	1110	02	1075	02	1110	03	1065	07	1040
Pure	KYN 188R		KYN 82RT	KYN 82SR	KYN 80RT		KYN 86RT			
Rope	KYN 183R		KYN 32RT	KYN 32SR	KYN 30RT		KYN 36RT			
Ocean Grey	KYN 181R		KYN 12RT	KYN 12SR	KYN 10RT		KYN 16RT			
Fossil	-		KYN 22RT	-	KYN 20RT		KYN 26RT			
Fog	-		KYN 92RT	-	KYN 90RT		KYN 96RT			

Thickness: 20 MM OutWalk

	120x120 48"x48" rettificato		60x120 24"x48" rettificato		60x60 24"x24" rettificato	
	01	1135	01	1125	02	1115
Pure	KYN 812R		KYN 89RT		KYN 86OR	
Rope	KYN 312R		KYN 39RT		KYN 36OR	
Fossil	KYN 212R		KYN 29RT		KYN 26OR	



Download catalogue



OutWalk 20 MM



Info pag.330



Wall: Fossil 60x120 | Stripes Fossil SX/DX 30x30

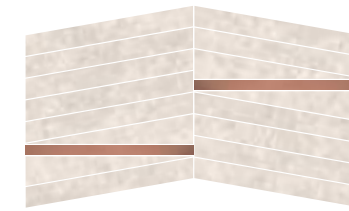


# Keystone


Mosaic & decors

Thickness:  
9 MM


## Pure



30x30 - 12"x12"  
KYN 888N Stripes Pure SX/DX 3+3 **3195**



30x30 - 12"x12" \*  
KYN 885N Mos. 5x5 Pure 10 **3115**

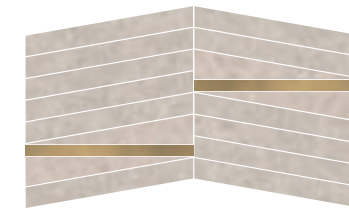


28x28 - 11"x11"  
KYN 887N Lisca Pure 06 **3130**



20x40 - 8"x16"  
KYN 886N Muretto Pure 04 **3125**


## Rope




30x30 - 12"x12"  
KYN 338N Stripes Rope SX/DX 3+3 **3195**



30x30 - 12"x12" \*  
KYN 335N Mos. 5x5 Rope 10 **3115**

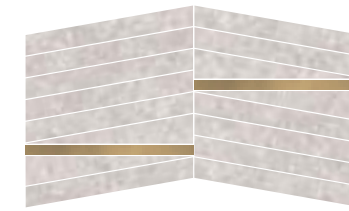


28x28 - 11"x11"  
KYN 337N Lisca Rope 06 **3130**



20x40 - 8"x16"  
KYN 336N Muretto Rope 04 **3125**


## Ocean Grey



30x30 - 12"x12"  
KYN 118N Stripes Ocean Grey SX/DX 3+3 **3195**



30x30 - 12"x12" \*  
KYN 115N Mos. 5x5 Ocean Grey 10 **3115**




28x28 - 11"x11"  
KYN 117N Lisca Ocean Grey 06 **3130**




20x40 - 8"x16"  
KYN 116N Muretto Ocean Grey 04 **3125**


## Fossil



30x30 - 12"x12"  
KYN 228N Stripes Fossil SX/DX 3+3 **3195**



30x30 - 12"x12" \*  
KYN 225N Mos. 5x5 Fossil 10 **3115**

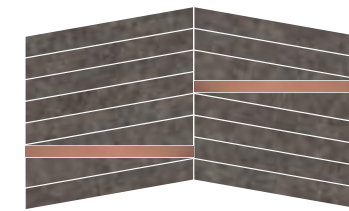


28x28 - 11"x11"  
KYN 227N Lisca Fossil 06 **3130**




20x40 - 8"x16"  
KYN 226N Muretto Fossil 04 **3125**


## Fog




30x30 - 12"x12"  
KYN 998N Stripes Fog SX/DX 3+3 **3195**



30x30 - 12"x12" \*  
KYN 995N Mos. 5x5 Fog 10 **3115**



28x28 - 11"x11"  
KYN 997N Lisca Fog 06 **3130**



20x40 - 8"x16"  
KYN 996N Muretto Fog 04 **3125**

# Keystone

Technical features

Pezzi speciali / Special pieces / Pièces spéciales / Passende sonder formteile

<b>Thickness 9 MM</b>	Naturale		Naturale	
	01	670	01	676
	01	670	01	676
	15	230		
<b>Pure</b>	KYN G81K		KYN G82K	
<b>Rope</b>	KYN G31K		KYN G32K	
<b>Ocean Grey</b>	KYN G11K		KYN G12K	
<b>Fossil</b>	KYN G21K		KYN G22K	
<b>Fog</b>	KYN G91K		KYN G92K	

\*\* 6 settimane di consegna / 6 delivery weeks / 6 wochen lieferzeit / 6 semaines de livraison



Special trims 20 MM  
Info pag.324



Special trims  
20 MM

Stucchi consigliati / Recommended grouts / Couleurs des joints conseillées / Empfohlene Fugen Mörtel Farben

	Kerakoll Grouts	Mapei Grouts	Laticrete Grouts
<b>Pure</b>	05	103	18
<b>Rope</b>	06	110	89
<b>Ocean Grey</b>	06	110	89
<b>Fossil</b>	09	112	42
<b>Fog</b>	11	114	45

# Keystone

Technical features

Imballi e pesi / Packaging and weights / Emballages et poids / Verpackungen und gewichte

	pcs/box	m <sup>2</sup> /box	kg/box	box/pallet	m <sup>2</sup> /pallet	kg/pallet
<b>Thickness 9 MM</b>						
120x120	2	2,880	56,0 - MAX WEIGHT	16	46,080	896
60x120	2	1,440	27,3 - MAX WEIGHT	35	50,400	956
60x60	3	1,080	20,0	48	51,840	960
30x60	7	1,260	23,6	40	50,400	944
<b>OutWalk 20<sup>20MM</sup> - Thickness 20 MM</b>						
120x120	1	1,440	62,0 - MAX WEIGHT	16	23,040	992
60x120	1	0,720	31,4 - MAX WEIGHT	33	23,760	1036
60x60	2	0,720	31,0 - MAX WEIGHT	32	23,040	992

Dati tecnici / Technical features / Caracteristiques techniques / Technische eigenschaften

UGL - EN 14411 - ISO 13006

SURFACE	DIN EN 16165 annex B	DIN EN 16165 annex A	BS EN 16165 annex C	BCR	ANSI DCOF	Deep Abrasion Resistance	MOHS	Recommended Use	Resistance to Staining	ANSI A 137.1
Naturale	R10	A+B	>36 wet slider 4S	DRY > 0.40 WET > 0.40	WET ≥ 0.42	< 175 mm <sup>3</sup>	≥ 6	4	5	
Spazzolato	-	-	-	DRY > 0.40 WET > 0.40	-	< 175 mm <sup>3</sup>	-	3	≥ 3	V2
20 MM	R11	A+B+C	>36 wet slider 4S	DRY > 0.40 WET > 0.40	WET ≥ 0.42	< 130 mm <sup>3</sup>	≥ 8	5	5	



Naturale



Spazzolato



20 MM



Wall / Counter: Muretto Circle Clay 30x60 | NORDIC WOOD Bacchette Walnut 60x120 | Earth 100x100 cm | Clay 100x100  
 Floor: Earth 100x100 cm

# Landstone

Landstone unisce la delicata espressività del limestone con venature tipicamente marmoree e con le striature brunite che caratterizzano la pietra di trani.

Landstone combines the subtle expressive power of limestone with vein patterning more typical of marble and the burnished streaks found in trani stone.

Landstone allie la délicatesse expressive des roches calcaires aux typiques marbrures et stries brunies caractéristiques de la pierre de Trani.

Landstone vereint die erlesene Expressivität von Kalkstein mit typischen Marmor-Maserungen mit dunklen Äderungen, die charakteristisch für den Naturstein Trani sind.



Wall: Carbon 100x100  
 Floor in: Raw White 100x100 | Floor out: Carbon 20 MM 60x120 | Raw White 20 MM 60x120





Wall: Struttura Track Gravel 60x120



Floor: Taupe 100x100 20 MM

Thickness:  
9 MM - 20 MM - 30 MM

# Colour range

Finishes:

**N** Naturale - **A** Antislip - **O** OutWalk



Clay 9 MM - 20 MM - 30MM



Raw White 9 MM - 20 MM



Taupe 9 MM - 20 MM - 30MM



Gravel 9 MM - 20 MM



Earth 9 MM - 20 MM



Carbon 9 MM - 20 MM

# Landstone

Gres a impasto colorato / Full body colour  
Rettificato / Rectified

Thickness: 9 MM Finishes: **N** Naturale - **A** Antislip

	120x120 48"x48" rettificato	60x120 24"x48" rettificato	100x100 39"x39" rettificato	60x90 24"x36" rettificato	60x60 24"x24" rettificato	30x60 12"x24" rettificato								
	Naturale		Naturale	Antislip	Naturale	Naturale	Naturale	Antislip						
	02	1110	02	1075	02	1090	02	1075	03	1065	07	1040	07	1040
Clay	LST 184R	LST 42RT	LST 104R	LST 104AS	LST 41RT	LST 40RT	LST 46RT	LST 46AS						
Taupe	LST 185R	LST 52RT	LST 105R	LST 105AS	LST 51RT	LST 50RT	LST 56RT	LST 56AS						
Earth	-	LST 62RT	LST 106R	-	LST 61RT	LST 60RT	LST 66RT	-						
Raw White	LST 188R	LST 82RT	LST 108R	-	LST 81RT	LST 80RT	LST 86RT	-						
Gravel	LST 181R	LST 12RT	LST 101R	LST 101AS	LST 11RT	LST 10RT	LST 16RT	LST 16AS						
Carbon	-	LST 22RT	LST 102R	-	LST 21RT	LST 20RT	LST 26RT	-						

Thickness: 20 MM **O** OutWalk

	120x120 48"x48" rettificato	60x120 24"x48" rettificato	100x100 39"x39" rettificato	60x90 24"x36" rettificato	60x60 24"x24" rettificato	40x80 16"x31½" rettificato				
	01	1135	01	1125	01	1135	01	1120	02	1115
Clay	LST 412R	LST 49RT	LST 124R	LST 469R	LST 460R					
Taupe	LST 512R	LST 59RT	LST 125R	LST 569R	LST 560R					
Earth	-	LST 69RT	-	LST 669R	LST 660R					
Raw White	-	LST 89RT	-	LST 869R	-					
Gravel	LST 112R	LST 19RT	LST 121R	LST 169R	LST 160R					
Carbon	-	LST 29RT	LST 122R	LST 269R	LST 260R					

Thickness: 30 MM **O** OutWalk

	02	1130	02	1135
Clay	LST 466R	LST 448R		
Taupe	LST 566R	LST 548R		



Download catalogue



OutWalk 20 MM

OutWalk 30 MM



Info pag.330



Thickness:  
9 MM

# Landstone

3D Wall

Finishes:  
Naturale

## Struttura Track Clay



60x120 - 24"x48"  
LST 45RT Struttura Track Clay

02 1085

## Struttura Track Raw White



60x120 - 24"x48"  
LST 85RT Struttura Track Raw White

02 1085

## Struttura Track Gravel



60x120 - 24"x48"  
LST 15RT Struttura Track Gravel

02 1085

## Struttura Track Carbon




60x120 - 24"x48"  
LST 25RT Struttura Track Carbon

02 1085

### 3D wall



Thickness: 9 MM	
	60x120 24"x48" rettificato
	Naturale
	02  1085
	Clay LST 45RT
	Raw White LST 85RT
	Gravel LST 15RT
	Carbon LST 25RT




Thickness:  
9 MM

# Landstone

Mosaic & decors



## Clay



30x34 - 12"x13 3/8"  
LST 447N Esagona Circle Clay

06 3160




30x60 - 12"x24"  
LST 444N Mattoncino Clay

04 3130




30x60 - 12"x24"  
LST 448N Muretto Circle Clay

04 3150



30x30 - 12"x12"  
LST 445N Mos. 5x5 Clay


10 3115



35x40 - 13 3/4"x16"  
LST 449N Nest Clay/Walnut


04 3150

## Taupe



30x34 - 12"x13 3/8"  
LST 557N Esagona Circle Taupe

06 3160




30x60 - 12"x24"  
LST 554N Mattoncino Taupe

04 3130




30x60 - 12"x24"  
LST 558N Muretto Circle Taupe

04 3150



30x30 - 12"x12"  
LST 555N Mos. 5x5 Taupe


10 3115



35x40 - 13 3/4"x16"  
LST 559N Nest Taupe/Brown


04 3150

## Earth




30x34 - 12"x13 3/8"  
LST 667N Esagona Circle Earth

06 3160




30x60 - 12"x24"  
LST 664N Mattoncino Earth

04 3130




30x60 - 12"x24"  
LST 668N Muretto Circle Earth

04 3150



30x30 - 12"x12"  
LST 665N Mos. 5x5 Earth

10 3115



35x40 - 13 3/4"x16"  
LST 669N Nest Earth/Almond


04 3150

## Raw White




30x34 - 12"x13 3/8"  
LST 887N Esagona Circle R.White

06 3160




30x60 - 12"x24"  
LST 884N Mattoncino Raw White

04 3130



30x60 - 12"x24"  
LST 888N Muretto Circle Raw White


04 3150



30x30 - 12"x12"  
LST 885N Mos. 5x5 R.White

10 3115

## Gravel




30x34 - 12"x13 3/8"  
LST 117N Esagona Circle Gravel

06 3160




30x60 - 12"x24"  
LST 114N Mattoncino Gravel

04 3130



30x60 - 12"x24"  
LST 118N Muretto Circle Gravel


04 3150



30x30 - 12"x12"  
LST 115N Mos. 5x5 Gravel

10 3115

## Carbon




30x34 - 12"x13 3/8"  
LST 227N Esagona Circle Carbon

06 3160




30x60 - 12"x24"  
LST 224N Mattoncino Carbon

04 3130



30x60 - 12"x24"  
LST 228N Muretto Circle Carbon

04 3150



30x30 - 12"x12"  
LST 225N Mos. 5x5 Carbon

10 3115

# Landstone

Technical features

Pezzi speciali / Special pieces / Pièces spéciales / Passende sonder formteile

<b>Thickness 9 MM</b>	Naturale		Naturale		
	01	670	01	676	
	Clay	LST G41K	LST G42K	LST G45K	LST B40K
	Taupe	LST G51K	LST G52K	LST G55K	LST B50K
	Earth	LST G61K	LST G62K	LST G65K	LST B60K
	Raw White	LST G81K	LST G82K	LST G85K	LST B80K
	Gravel	LST G11K	LST G12K	LST G15K	LST B10K
	Carbon	LST G21K	LST G22K	LST G25K	LST B20K

\*\* 6 settimane di consegna / 6 delivery weeks / 6 wochen lieferzeit / 6 semaines de livraison



Special trims 20 MM  
Info pag.324



Special trims  
20 MM

Stucchi consigliati / Recommended grouts / Couleurs des joints conseillées / Empfohlene Fugen Mörtel Farben

	Kerakoll Grouts	Mapei Grouts	Laticrete Grouts
	43	137	40
	44	123	27
	45	134	57
	03	103	18
	06	110	78
	11	114	22

# Landstone

Technical features

Imballi e pesi / Packaging and weights / Emballages et poids / Verpackungen und gewichte

	pcs/box	m <sup>2</sup> /box	kg/box	box/pallet	m <sup>2</sup> /pallet	kg/pallet
<b>Thickness 9 MM</b>						
120x120	2	2,880	56,0 - MAX WEIGHT	16	46,080	896
100x100	2	2,000	40,9 - MAX WEIGHT	20	40,000	818
60x120	2	1,440	27,3 - MAX WEIGHT	35	50,400	956
60x90	2	1,080	19,8	48	51,840	950
60x60	3	1,080	20,0	48	51,840	960
30x60	7	1,260	23,6	40	50,400	944
<b>OutWalk<sup>20</sup><sub>MM</sub> - Thickness 20 MM</b>						
120x120	1	1,440	62,0 - MAX WEIGHT	16	23,040	992
100x100	1	1,000	43,0 - MAX WEIGHT	21	21,000	903
60x120	1	0,720	31,4 - MAX WEIGHT	33	23,760	1036
60x90	1	0,540	23,1	48	25,920	1109
60x60	2	0,720	31,0 - MAX WEIGHT	32	23,040	992
<b>OutWalk<sup>30</sup><sub>MM</sub> - Thickness 30 MM</b>						
40x80	2	0,640	45,2 - MAX WEIGHT	24	15,360	1085
60x60	2	0,720	49,3 - MAX WEIGHT	22	15,840	1085

Dati tecnici / Technical features / Caracteristiques techniques / Technische eigenschaften

SURFACE	DIN EN 16165 annex B	DIN EN 16165 annex A	BCR	ANSI DCOF	Deep Abrasion Resistance	MOHS	Recommended Use	Resistance to Staining	ANSI A 137.1
Naturale	R10	A+B	DRY > 0.40 WET > 0.40	WET ≥ 0.42	< 175 mm <sup>3</sup>	≥ 5	4	5	
Antislip	R11	A+B+C	DRY > 0.40 WET > 0.40	WET ≥ 0.42	< 175 mm <sup>3</sup>	≥ 7	5	5	V3
20 MM	R11	A+B+C	DRY > 0.40 WET > 0.40	WET ≥ 0.42	< 130 mm <sup>3</sup>	≥ 8	5	5	



Naturale



Antislip



20 MM



Floor: Honey Spazzolato 60x120



# Thermae

Thermae di NovaBell celebra l'ancestrale fascino del travertino, la pietra unica e preziosa che ancora oggi, anima le superfici con il proprio caldo abbraccio.

NovaBell's Thermae collection celebrates the ancient charm of travertine, the unique, exquisite stone that still animates surfaces today with its warm embrace.

Thermae de NovaBell célèbre la séduction ancestrale du travertin, pierre unique et précieuse qui, aujourd'hui encore, fait vibrer les surfaces de sa douce chaleur.

Thermae von NovaBell zelebriert den urtümlichen Charme von Travertin, einem einzigartigen, hochwertigen Naturstein, der auch heute noch eine warme Ausstrahlung auf Oberflächen zaubert.



Wall: BRICKUP Ocean Travertino Honey 16x40  
Tub: Honey 60x120 20 MM | Floor: Honey 60x120



Wall: Honey 60x120 | Caramel 60x120 | Lisa Honey 30x31,5  
Floor: Honey 60x120 | Caramel 60x120 | Honey Spazzolato 60x120



Floor: Grey 100x100



Floor: Honey 60x120 20 MM

Thickness:  
9 MM - 20 MM - 30 MM

# Colour range

Finishes: **N** Naturale - **S** Spazzolato - **A** Antislip - **O** OutWalk



Honey 9 MM - 20 MM



Caramel 9 MM - 20 MM - 30MM



Milk 9 MM



Grey 9 MM



Storm 9 MM - 20 MM

# Thermae

Gres a impasto colorato / Full body colour  
Rettificato / Rectified

Thickness: 9 MM Finishes: **N** Naturale - **S** Spazzolato - **A** Antislip

	120x120 48"x48" rettificato			60x120 24"x48" rettificato		100x100 39"x39" rettificato		60x90 24"x36" rettificato		60x60 24"x24" rettificato		30x60 12"x24" rettificato		10x30 4"x12" rettificato
	Naturale	Spazzolato	Antislip	Naturale	Spazzolato	Naturale	Spazzolato	Naturale	Antislip	Naturale	Spazzolato	Naturale	Naturale	
	02  1115	02  1140	02  1115	02  1085	02  1115	02  1100	02  1125	02  1080	02  1085	03  1065	03  1105	07  1035	28  1075	
Honey	TRM 184R	TRM 184S	TRM 184AS	TRM 42RT	TRM 42SR	TRM 104R	TRM 104S	TRM 49RT	TRM 49AS	TRM 40RT	TRM 40SR	TRM 46RT	TRM 41RT	
Caramel	TRM 183R	TRM 183S	TRM 183AS	TRM 32RT	TRM 32SR	TRM 103R	TRM 103S	TRM 39RT	TRM 39AS	TRM 30RT	TRM 30SR	TRM 36RT	TRM 31RT	
Milk	TRM 188R	TRM 188S	-	TRM 82RT	TRM 82SR	TRM 108R	TRM 108S	TRM 89RT	-	TRM 80RT	TRM 80SR	TRM 86RT	TRM 81RT	
Grey	-	-	-	TRM 12RT	TRM 12SR	TRM 101R	TRM 101S	TRM 19RT	-	TRM 10RT	TRM 10SR	TRM 16RT	TRM 11RT	
Storm	-	-	-	TRM 22RT	TRM 22SR	TRM 102R	TRM 102S	TRM 29RT	TRM 29AS	TRM 20RT	TRM 20SR	TRM 26RT	TRM 21RT	

Thickness: 20 MM **O** OutWalk

	60x120 24"x48" rettificato		100x100 39"x39" rettificato		60x90 24"x36" rettificato		Multisize 60x90 (x2) 60x60 - 30x60		STONECREEK 90 60x60 24"x24" rettificato		80x80 31½"x31½" rettificato		40x80 16"x31½" rettificato	
	01	1130	01	1140	01	1125	1 CP	1135	02	1110				
Honey										Y90460				
Caramel										Y90360				
Storm										Y90260				

Thickness: 30 MM **O** OutWalk

	02	1130	01	1150	02	1135
Caramel		TRM 360R		TRM 388R		TRM 348R



Download catalogue



OutWalk 20 MM

OutWalk 30 MM



Info pag.330

Thickness:  
9 MM

# Thermae

3D Wall

Finishes:  
N Naturale - S Spazzolato

## Struttura Mesh Honey



60x120 - 24"x48"  
TRM 45RT Struttura Mesh Honey

02 1095

## Struttura Mesh Milk



60x120 - 24"x48"  
TRM 85RT Struttura Mesh Milk

02 1095

## Struttura Mesh Grey



60x120 - 24"x48"  
TRM 15RT Struttura Mesh Grey

02 1095

### 3D wall



Thickness: 9 MM

	60x120 24"x48" rettificato		30x60 12"x24" rettificato	
	Naturale		Naturale	
	02	1095	06	1045
Honey	TRM 45RT		TRM 43RT	
Milk	TRM 85RT		TRM 83RT	
Grey	TRM 15RT		TRM 13RT	



Thickness:  
9 MM

# Thermae

Mosaic & decors

Stone look  
\* A+B R10

## Honey

N S



30x60 - 12"x24"  
TRM 449N Muretto Honey  
TRM 449S Muretto Honey Spazzolato

04 3130  
3140



30x30 - 12"x12"  
TRM 445N Mos. 5x5 Honey

10 3115



30x30 - 12"x12"  
TRM 444N Textile Honey

10 3120




30x31,5 - 12"x12 3/4"  
TRM 446N Esagona Honey

10 3160



28x28 - 11"x11"  
TRM 447N Lisca Honey

10 3135




30x30 - 12"x12"  
TRM 448N Trama  
Honey/Caramel

10 3145


## Caramel

N S




30x60 - 12"x24"  
TRM 339N Muretto Caramel  
TRM 339S Muretto Caramel Spazzolato

04 3130  
3140



30x30 - 12"x12"  
TRM 335N Mos. 5x5 Caramel

10 3115



30x30 - 12"x12"  
TRM 334N Textile Caramel

10 3120




30x31,5 - 12"x12 3/4"  
TRM 336N Esagona Caramel

10 3160



28x28 - 11"x11"  
TRM 337N Lisca Caramel

10 3135



30x30 - 12"x12"  
TRM 338N Trama  
Caramel/Honey

10 3145


## Milk

N S



30x60 - 12"x24"  
TRM 889N Muretto Milk  
TRM 889S Muretto Milk Spazzolato

04 3130  
3140



30x30 - 12"x12"  
TRM 885N Mos. 5x5 Milk

10 3115



30x30 - 12"x12"  
TRM 884N Textile Milk

10 3120



30x31,5 - 12"x12 3/4"  
TRM 886N Esagona Milk

10 3160



28x28 - 11"x11"  
TRM 887N Lisca Milk

10 3135



30x30 - 12"x12"  
TRM 888N Trama  
Milk/Storm

10 3145

## Grey

N S




30x60 - 12"x24"  
TRM 119N Muretto Grey  
TRM 119S Muretto Grey Spazzolato

04 3130  
3140



30x30 - 12"x12"  
TRM 115N Mos. 5x5 Grey

10 3115



30x30 - 12"x12"  
TRM 114N Textile Grey

10 3120




30x31,5 - 12"x12 3/4"  
TRM 116N Esagona Grey

10 3160



28x28 - 11"x11"  
TRM 117N Lisca Grey

10 3135




30x30 - 12"x12"  
TRM 118N Trama  
Grey/Storm

10 3145

## Storm

N S



30x60 - 12"x24"  
TRM 229N Muretto Storm  
TRM 229S Muretto Storm Spazzolato

04 3130  
3140



30x30 - 12"x12"  
TRM 225N Mos. 5x5 Storm

10 3115




30x30 - 12"x12"  
TRM 224N Textile Storm

10 3120




30x31,5 - 12"x12 3/4"  
TRM 226N Esagona Storm

10 3160



28x28 - 11"x11"  
TRM 227N Lisca Storm

10 3135



30x30 - 12"x12"  
TRM 228N Trama  
Storm/Grey

10 3145

# Thermae

Technical features

Pezzi speciali / Special pieces / Pièces spéciales / Passende sonder formteile

<b>Thickness 9 MM</b>	Naturale		Naturale	
	01	670	01	676
	01	670	01	676
	15	230		
Milk	TRM G81K	TRM G82K	TRM G85K	TRM B80K
Grey	TRM G11K	TRM G12K	TRM G15K	TRM B10K
Storm	TRM G21K	TRM G22K	TRM G25K	TRM B20K
Honey	TRM G41K	TRM G42K	TRM G45K	TRM B40K
Caramel	TRM G31K	TRM G32K	TRM G35K	TRM B30K

\*\* 6 settimane di consegna / 6 delivery weeks / 6 wochen lieferzeit / 6 semaines de livraison



Special trims 20 MM  
Info pag.324



Special trims 20 MM

Stucchi consigliati / Recommended grouts / Couleurs des joints conseillées / Empfohlene Fugen Mörtel Farben

	Kerakoll Grouts	Mapei Grouts	Laticrete Grouts
Milk	03	103	18
Grey	04	111	88
Storm	07	127	42
Honey	21	130	23
Caramel	44	132	56

# Thermae

Technical features

Imballi e pesi / Packaging and weights / Emballages et poids / Verpackungen und gewichte

	pcs/box	m <sup>2</sup> /box	kg/box	box/pallet	m <sup>2</sup> /pallet	kg/pallet
<b>Thickness 9 MM</b>						
120x120	2	2,880	56,0 - MAX WEIGHT	16	46,080	896
100x100	2	2,000	40,9 - MAX WEIGHT	20	40,000	818
60x120	2	1,440	27,3 - MAX WEIGHT	35	50,400	956
60x90	2	1,080	19,8	48	51,840	950
60x60	3	1,080	20,0	48	51,840	960
30x60	7	1,260	23,6	40	50,400	944
30x60 Struttura	6	1,080	23,2	40	43,200	928
10x30	28	0,840	18,2	56	47,040	1019
<b>OutWalk<sup>20</sup> MM - Thickness 20 MM</b>						
100x100	1	1,000	43,0 - MAX WEIGHT	21	21,000	903
60x120	1	0,720	31,4 - MAX WEIGHT	33	23,760	1036
60x90	1	0,540	23,1	48	25,920	1109
60x60	2	0,720	31,0 - MAX WEIGHT	32	23,040	992
Multisize	1 CP	1,620	71,7	14 CP	22,680	1004
<b>OutWalk<sup>30</sup> MM - Thickness 30 MM</b>						
80x80	1	0,640	45,2 - MAX WEIGHT	24	15,360	1085
40x80	2	0,640	45,2 - MAX WEIGHT	24	15,360	1085
60x60	2	0,720	49,3 - MAX WEIGHT	22	15,840	1085

Dati tecnici / Technical features / Caracteristiques techniques / Technische eigenschaften

SURFACE	DIN EN 16165 annex B	DIN EN 16165 annex A	BCR	ANSI DCOF	Deep Abrasion Resistance	MOHS	Recommended Use	Resistance to Staining	ANSI A 137.1
Naturale	R10	A+B	DRY > 0.40 WET > 0.40	WET ≥ 0.42	< 175 mm <sup>3</sup>	≥ 5	4	5	
Spazzolato	-	-	DRY > 0.40 WET > 0.40	-	< 175 mm <sup>3</sup>	-	3	≥ 3	
Antislip	R11	A+B+C	DRY > 0.40 WET > 0.40	WET ≥ 0.42	< 175 mm <sup>3</sup>	≥ 7	5	5	V3
20 MM	R11	A+B+C	DRY > 0.40 WET > 0.40	WET ≥ 0.42	< 130 mm <sup>3</sup>	≥ 8	5	5	
30 MM	R11	A+B+C	DRY > 0.40 WET > 0.40	WET ≥ 0.42	< 130 mm <sup>3</sup>	≥ 8	5	5	



Naturale



Spazzolato



Antislip



20 MM



30 MM





Wall: Basalt 60x120 | Basalt 60x60 | Basalt 30x60  
Floor: Basalt 100x100

# Aspen

Aspen è un inedito gres porcellanato effetto pietra che nasce dalla selezione di superfici naturali eterogenee che hanno un denominatore comune, l'eleganza materica.

Aspen is unique stone-effect porcelain stoneware based on a selection of varied natural surfaces with a common denominator: tactile elegance.

Aspen est un grès cérame inédit effet pierre issu de la sélection de surfaces naturelles hétérogènes ayant un dénominateur commun, l'élégance matérielle.

Aspen ist ein neues Feinsteinzeug mit Natursteinoptik, das aus der Auswahl heterogener natürlicher Oberflächen entsteht, welche sich durch folgenden gemeinsamen Nenner auszeichnen: materialbetonte Eleganz.



Wall: Struttura Grooves Sand Moon 60x120 | Counter: FORGE Bronzo 60x120  
Floor: Sand Moon 100x100



Wall: Struttura Grooves Oxide 30x60  
Floor: Snow 60x60



Wall: Snow 60x90 20 MM | Copertina 30x60  
Floor: Snow Multisize 20 MM

Thickness:  
9 MM - 20 MM - 30 MM

# Colour range

Finishes:

**N** Naturale - **A** Antislip - **O** OutWalk



**Sand Moon** 9 MM - 20 MM



**Snow** 9 MM - 20 MM



**Rock Grey** 9 MM - 20 MM - 30MM



**Oxide** 9 MM - 20 MM



**Basalt** 9 MM - 20 MM

# Aspen

Gres a impasto colorato / Full body colour  
Rettificato / Rectified

Thickness: 9 MM Finishes: **N** Naturale - **A** Antislip

	60x120 24"x48" rettificato		100x100 39"x39" rettificato		60x60 24"x24" rettificato		30x60 12"x24" rettificato		10x30 4"x12" rettificato							
	Naturale	Antislip	Naturale	Antislip	Naturale	Antislip	Naturale	Antislip	Naturale							
	02	1075	02	1075	02	1090	03	1065	03	1070	07	1035	07	1040	28	1070
Sand Moon	APN 42RT	APN 42AS	APN 104R		APN 40RT	APN 47AS	APN 46RT	APN 44AS	APN 41RT							
Snow	APN 82RT	APN 82AS	APN 108R		APN 80RT	-	APN 86RT	-	APN 81RT							
Rock Grey	APN 12RT	APN 12AS	APN 101R		APN 10RT	APN 17AS	APN 16RT	APN 14AS	APN 11RT							
Oxide	APN 72RT	-	APN 107R		APN 70RT	-	APN 76RT	-	APN 71RT							
Basalt	APN 22RT	-	APN 102R		APN 20RT	APN 27AS	APN 26RT	APN 24AS	APN 21RT							

Thickness: 20 MM **O** OutWalk

	60x180 24"x71" rettificato		60x120 24"x48" rettificato		100x100 39"x39" rettificato		60x90 24"x36" rettificato		Multisize 60x90 (x2) 60x60 - 30x60		STONECREEK 80 60x60 24"x24" rettificato		80x80 31½"x31½" rettificato		40x80 16"x31½" rettificato	
	01	1130	01	1125	01	1135	01	1120	1 CP	1130	02	1110				
Sand Moon	-		APN 49RT		APN 124R		-	-	-		Y80460					
Snow	APN 818R		-		-		APN 869R	APN M833	-		-					
Rock Grey	APN 118R		APN 19RT		APN 121R		APN 169R	APN M133	Y80160		-					
Oxide	-		APN 79RT		APN 127R		APN 769R	APN M733	Y80760		-					
Basalt	APN 218R		APN 29RT		APN 122R		APN 269R	APN M233	Y80260		-					

Thickness: 30 MM **O** OutWalk

Rock Grey	02	1130	01	1150	02	1135
	APN 160R		APN 188R		APN 148R	



Download catalogue



OutWalk 20 MM

OutWalk 30 MM



Info pag.330

Thickness:  
9 MM

# Aspen

3D Wall

Finishes:  
Naturale

## Struttura Grooves Sand Moon



60x120 - 24"x48"  
APN 45RT Struttura Grooves Sand Moon

02 1085

## Struttura Grooves Snow



60x120 - 24"x48"  
APN 85RT Struttura Grooves Snow

02 1085

## Struttura Grooves Rock Grey



60x120 - 24"x48"  
APN 15RT Struttura Grooves Rock Grey

02 1085

## Struttura Grooves Oxide



60x120 - 24"x48"  
APN 75RT Struttura Grooves Oxide

02 1085

## Struttura Grooves Basalt



60x120 - 24"x48"  
APN 25RT Struttura Grooves Basalt

02 1085

### 3D wall



Thickness:		9 MM	
	Naturale	Naturale	
	02	1085	06
	Sand Moon	APN 45RT	APN 43RT
	Snow	APN 85RT	APN 83RT
	Rock Grey	APN 15RT	APN 13RT
	Oxide	APN 75RT	APN 73RT
	Basalt	APN 25RT	APN 23RT

Thickness:  
9 MM

# Aspen

Mosaic & decors


Stone look  
\* A+B R10

## Sand Moon




30x60 - 12"x24"  
APN 447N Mattoncino Sand Moon

04 3120




30x30 - 12"x12"  
APN 445N Mos. 5x5 Sand Moon

10 3115




30x30 - 12"x12"  
APN 448N Mos. Trama Sand Moon/Rock Grey

10 3145



30x30 - 12"x12"  
APN 446N Mos. Sassi Sand Moon

10 3170



30x30 - 12"x12"  
APN 481N Mos. Sassi Mix Chiaro


10 3170

## Snow




30x60 - 12"x24"  
APN 887N Mattoncino Snow

04 3120




30x30 - 12"x12"  
APN 885N Mos. 5x5 Snow

10 3115



30x30 - 12"x12"  
APN 888N Mos. Trama Snow/Rock Grey

10 3145



30x30 - 12"x12"  
APN 886N Mos. Sassi Snow


10 3170

## Rock Grey




30x60 - 12"x24"  
APN 117N Mattoncino Rock Grey

04 3120




30x30 - 12"x12"  
APN 115N Mos. 5x5 Rock Grey

10 3115




30x30 - 12"x12"  
APN 118N Mos. Trama Rock Grey/Basalt

10 3145



30x30 - 12"x12"  
APN 116N Mos. Sassi Rock Grey

10 3170



30x30 - 12"x12"  
APN 721N Mos. Sassi Mix Scuro

10 3170

## Oxide




30x60 - 12"x24"  
APN 777N Mattoncino Oxide

04 3120




30x30 - 12"x12"  
APN 775N Mos. 5x5 Oxide

10 3115



30x30 - 12"x12"  
APN 778N Mos. Trama Oxide/Rock Grey


10 3145



30x30 - 12"x12"  
APN 776N Mos. Sassi Oxide

10 3170

## Basalt




30x60 - 12"x24"  
APN 227N Mattoncino Basalt

04 3120




30x30 - 12"x12"  
APN 225N Mos. 5x5 Basalt

10 3115



30x30 - 12"x12"  
APN 228N Mos. Trama Basalt/Rock Grey

10 3145



30x30 - 12"x12"  
APN 226N Mos. Sassi Basalt

10 3170

# Aspen

Technical features

Pezzi speciali / Special pieces / Pièces spéciales / Passende sonder formteile

Thickness 9 MM	Naturale		Naturale	
	01	670	01	676
	01	670	01	676
Sand Moon	APN G41K		APN G42K	
Snow	APN G81K		APN G82K	
Rock Grey	APN G11K		APN G12K	
Oxide	APN G71K		APN G72K	
Basalt	APN G21K		APN G22K	
	APN G45K		APN G85K	
	APN G15K		APN G15K	
	APN B40K		APN B40K	
	APN B80K		APN B80K	
	APN B10K		APN B10K	
	APN B70K		APN B70K	
	APN B20K		APN B20K	

\*\* 6 settimane di consegna / 6 delivery weeks / 6 wochen lieferzeit / 6 semaines de livraison



Special trims 20 MM  
Info pag.324



Special trims 20 MM

Stucchi consigliati / Recommended grouts / Couleurs des joints conseillées / Empfohlene Fugen Mörtel Farben

	Kerakoll Grouts	Mapei Grouts	Laticrete Grouts
Sand Moon	21	123	27
Snow	03	103	18
Rock Grey	06	110	78
Oxide	06	110	78
Basalt	09	113	60

# Aspen

Technical features

Imballi e pesi / Packaging and weights / Emballages et poids / Verpackungen und gewichte

	pcs/box	m <sup>2</sup> /box	kg/box	box/pallet	m <sup>2</sup> /pallet	kg/pallet
<b>Thickness 9 MM</b>						
100x100	2	2,000	40,9 - MAX WEIGHT	20	40,000	818
60x120	2	1,440	27,3 - MAX WEIGHT	35	50,400	956
60x60	3	1,080	20,0	48	51,840	960
30x60	7	1,260	23,6	40	50,400	944
60x120 Struttura	2	1,440	27,3 - MAX WEIGHT	35	50,400	956
30x60 Struttura	6	1,080	23,2	40	43,200	928
10x30	28	0,840	18,2	56	47,040	1019
<b>OutWalk 20 MM - Thickness 20 MM</b>						
60x180	1	1,080	46,8 - MAX WEIGHT	22	23,760	1030
100x100	1	1,000	43,0 - MAX WEIGHT	21	21,000	903
60x120	1	0,720	31,4 - MAX WEIGHT	33	23,760	1036
60x90	1	0,540	23,1	48	25,920	1109
60x60	2	0,720	31,0 - MAX WEIGHT	32	23,040	992
Multisize	1 CP	1,620	71,7	14 CP	22,680	1004
<b>OutWalk 30 MM - Thickness 30 MM</b>						
80x80	1	0,640	45,2 - MAX WEIGHT	24	15,360	1085
40x80	2	0,640	45,2 - MAX WEIGHT	24	15,360	1085
60x60	2	0,720	49,3 - MAX WEIGHT	22	15,840	1085

Dati tecnici / Technical features / Caracteristiques techniques / Technische eigenschaften

SURFACE	DIN EN 16165 annex B	DIN EN 16165 annex A	BCR	ANSI DCOF	Deep Abrasion Resistance	MOHS	Recommended Use	Resistance to Staining	ANSI A 137.1
Naturale	R10	A+B	DRY > 0.40 WET > 0.40	WET ≥ 0.42	< 175 mm <sup>3</sup>	≥ 5	4	5	V3
Antislip	R11	A+B+C	DRY > 0.40 WET > 0.40	WET ≥ 0.42	< 175 mm <sup>3</sup>	≥ 7	5	5	
20 MM	R11	A+B+C	DRY > 0.40 WET > 0.40	WET ≥ 0.42	< 130 mm <sup>3</sup>	≥ 8	5	5	
30 MM	R11	A+B+C	DRY > 0.40 WET > 0.40	WET ≥ 0.42	< 130 mm <sup>3</sup>	≥ 8	5	5	



Naturale



Antislip



20 MM



30 MM



Wall: Dark Brown 20x120 | FUSION Beige 6x25  
Floor: Dark Brown 60x120

# Maxima

Il fascino intatto della pietra piacentina. Maxima offre un'interpretazione ceramica straordinariamente fedele della pietra piacentina, una tra le superfici più apprezzate nel mondo dell'outdoor design.

The timeless charm of pietra piacentina. Maxima offers a stunningly accurate ceramic interpretation of pietra piacentina, one of the most popular outdoor design surfaces.

Le charme pur de la pietra piacentina. Maxima livre une interprétation céramique incroyablement fidèle de la pietra piacentina, l'une des surfaces les plus appréciées dans l'univers du design extérieur.


Die immerwährende faszination Des pietra piacentina. Maxima ist eine besonders naturgetreue keramische interpretation des pietra piacentina, ein beliebtes belagsmaterial im bereich outdoor-design.



Wall: Sand 60x120 | Worktop: FUSION Smeraldo 6x25  
Floor: Sand 60x120



Wall: Sand 60x120  
 Floor: Sand 60x120 20 MM



Wall: Grigio 20x120  
 Floor: Grigio 60x120 20 MM  
 Griglia Grigio 20x60x2 20 MM | Angolo Griglia SX/DX Grigio 20x60x2 20 MM  
 Gradino Elle Grigio 30x120x6,5 20 MM | Gradino Angolo Elle Grigio 30x120x6,5 20 MM

Thickness:  
9 MM - 20 MM

# Colour range

Finishes:

**N** Naturale - **A** Antislip - **O** OutWalk



Sand

9 MM - 20 MM



White Moon

9 MM



Grigio

9 MM - 20 MM



Dark Brown

9 MM - 20 MM

# Maxima

Gres a impasto colorato / Full body colour  
Rettificato / Rectified

Thickness: **9 MM** Finishes: **N** Naturale - **A** Antislip

	60x120 24"x48" rettificato		20x120 8"x48" rettificato		60x60 24"x24" rettificato		30x60 12"x24" rettificato					
	Naturale	Antislip	Naturale	Antislip	Naturale	Antislip	Naturale	Antislip				
	02	1075	02	1075	04	1090	03	1065	07	1040	07	1040
Sand	MXM 42RT	MXM 42AS	MXM 41RT		MXM 40RT		MXM 46RT		MXM 46AS			
White Moon	MXM 82RT	MXM 82AS	MXM 81RT		MXM 80RT		MXM 86RT		MXM 86AS			
Grigio	MXM 12RT	MXM 12AS	MXM 11RT		MXM 10RT		MXM 16RT		MXM 16AS			
Dark Brown	MXM 62RT	-	MXM 61RT		MXM 60RT		MXM 66RT		-			

Thickness: **20 MM** **O** OutWalk

	60x120 24"x48" rettificato	
		01
Sand	MXM 462R	
Grigio	MXM 162R	
Dark Brown	MXM 662R	



Download catalogue



OutWalk 20 MM



Info pag.330





Wall: White Moon 30x60 | Muretto White Moon 30x60  
 Floor: White Moon 60x120



Thickness:  
9 MM


# Maxima

Mosaic & decors

## Sand




30x60 - 12"x24"  
MXM 446K Muretto Sand 04 **3130**




30x30 - 12"x12"  
MXM 445K Mos. 5x5 Sand 10 **3115**

## White Moon



30x60 - 12"x24"  
MXM 886K Muretto White Moon 04 **3130**




30x30 - 12"x12"  
MXM 885K Mos. 5x5 W. Moon 10 **3115**

## Grigio



30x60 - 12"x24"  
MXM 116K Muretto Grigio 04 **3130**




30x30 - 12"x12"  
MXM 115K Mos. 5x5 Grigio 10 **3115**

## Dark Brown



30x60 - 12"x24"  
MXM 666K Muretto Dark Brown 04 **3130**



30x30 - 12"x12"  
MXM 665K Mos. 5x5 D. Brown 10 **3115**

# Maxima

Technical features

Pezzi speciali / Special pieces / Pièces spéciales / Passende sonder formteile

Thickness 9 MM	Naturale		Naturale	
	01	670	01	676
	01	670	01	676
	15	230		
Sand	MXM G41K	MXM G42K	MXM G45K	MXM B40K
White Moon	MXM G81K	MXM G82K	MXM G85K	MXM B80K
Grigio	MXM G11K	MXM G12K	MXM G15K	MXM B10K
Dark Brown	MXM G61K	MXM G62K	MXM G65K	MXM B60K

\*\* 6 settimane di consegna / 6 delivery weeks / 6 wochen lieferzeit / 6 semaines de livraison



Special trims 20 MM  
Info pag.324



Special trims  
20 MM

Stucchi consigliati / Recommended grouts / Couleurs des joints conseillées / Empfohlene Fugen Mörtel Farben

	Kerakoll Grouts	Mapei Grouts	Laticrete Grouts
Sand	44	123	27
White Moon	03	103	18
Grigio	08	112	60
Dark Brown	10	113	34

# Maxima

Technical features

Imballi e pesi / Packaging and weights / Emballages et poids / Verpackungen und gewichte

	pcs/box	m <sup>2</sup> /box	kg/box	box/pallet	m <sup>2</sup> /pallet	kg/pallet
<b>Thickness 9 MM</b>						
60x120	2	1,440	27,3 - MAX WEIGHT	35	50,400	956
20x120	4	0,960	18,4	40	38,400	736
60x60	3	1,080	20,0	48	51,840	960
30x60	7	1,260	23,6	40	50,400	944
<b>OutWalk<sup>20</sup> - Thickness 20 MM</b>						
60x120	1	0,720	31,4 - MAX WEIGHT	33	23,760	1036

Dati tecnici / Technical features / Caracteristiques techniques / Technische eigenschaften

SURFACE	DIN EN 16165 annex B	DIN EN 16165 annex A	BCR	ANSI DCOF	Deep Abrasion Resistance	MOHS	Recommended Use	Resistance to Staining	ANSI A 137.1
Naturale	R10	A+B	DRY > 0.40 WET > 0.40	WET ≥ 0.42	< 175 mm <sup>3</sup>	≥ 5	4	5	
Antislip	R11	A+B+C	DRY > 0.40 WET > 0.40	WET ≥ 0.42	< 175 mm <sup>3</sup>	≥ 7	5	5	V3
20 MM	R11	A+B+C	DRY > 0.40 WET > 0.40	WET ≥ 0.42	< 130 mm <sup>3</sup>	≥ 8	5	5	



Naturale



Antislip



20 MM



Floor: Shadow 100x100 20 MM

# Lounge+Decor

Lounge è la narrazione che si fa superficie, è il racconto di tante storie che si intrecciano per formare un linguaggio estetico innovativo e originale.

Lounge is storytelling transformed into surfaces, countless tales interwoven to form an innovative, original aesthetic language.

Lounge est la narration qui se fait surface, le récit d'innombrables histoires qui s'entrecroisent pour former un langage esthétique innovant et original.

Lounge vereint eine Vielzahl von Inspirationen, die sich zu einer innovativen und originellen Designsprache verknüpfen.



Wall: Ivory 100x100 | FUSION Antracite 6x25  
Floor: Ivory 100x100



Wall: Pearl 60x120 | Shadow 60x120 | Struttura Leaf Shadow 60x120  
Floor: Shadow 60x120



Wall / Floor: Decor Square Steel 80x80



Wall: Decor 10 Shadow 60x120  
Floor: Decor Square Wood Steel 80x80

Thickness:  
9 MM - 20 MM - 30 MM

# Colour range

Finishes:  
N Naturale - O OutWalk



Ivory

9 MM



Earth

9 MM - 20 MM



Pearl

9 MM - 20 MM



Steel

9 MM - 20 MM - 30MM



Shadow

9 MM - 20 MM

# Lounge

Gres a impasto colorato / Full body colour  
Rettificato / Rectified

Thickness: 9 MM Finishes: N Naturale

	60x120 24"x48" rettificato	100x100 39"x39" rettificato	80x80 31½"x31½" rettificato	60x60 24"x24" rettificato	30x60 12"x24" rettificato
	Naturale	Naturale	Naturale	Naturale	Naturale
	02 □ 1075	02 □ 1090	02 □ 1080	03 □ 1065	07 □ 1035
Ivory	LNG 82RT	LNG 108R	LNG 88RT	LNG 80RT	LNG 86RT
Earth	LNG 62RT	LNG 106R	LNG 68RT	LNG 60RT	LNG 66RT
Pearl	LNG 12RT	LNG 101R	LNG 18RT	LNG 10RT	LNG 16RT
Steel	LNG 22RT	LNG 102R	LNG 28RT	LNG 20RT	LNG 26RT
Shadow	LNG 92RT	LNG 109R	LNG 98RT	LNG 90RT	LNG 96RT

Thickness: 20 MM Finishes: O OutWalk

	60x120 24"x48" rettificato	100x100 39"x39" rettificato	60x90 24"x36" rettificato	Multisize 60x90 (x2) 60x60 - 30x60	60x60 24"x24" rettificato	80x80 31½"x31½" rettificato	40x80 16"x31½" rettificato
	01 □ 1125	01 □ 1135	01 □ 1120	1 CP □ 1130	02 □ 1110	01 □ 1115	
Earth	LNG 662R	-	LNG 669R	LNG M633	LNG 160R	LNG 67RT*	
Pearl	LNG 162R	LNG 121R	LNG 169R	LNG M133	LNG 110R	LNG 17RT	
Steel	LNG 262R*	LNG 122R	LNG 269R	LNG M233	LNG 120R	LNG 27RT*	
Shadow	LNG 962R*	LNG 129R	LNG 969R	LNG M933	LNG 190R	LNG 97RT*	

Thickness: 30 MM Finishes: O OutWalk

	02 □ 1130	01 □ 1150	02 □ 1135
Steel	LNG 260R	LNG 288R	LNG 248R



Download catalogue



OutWalk 20 MM

OutWalk 30 MM



Info pag.330

Thickness:  
9 MM

# Lounge

3D Wall

Finishes:  
N Naturale

## Struttura Leaf Ivory



60x120 - 24"x48"  
LNG 85RT Struttura Leaf Ivory

02 1100

## Struttura Leaf Pearl



60x120 - 24"x48"  
LNG 15RT Struttura Leaf Pearl

02 1100

## Struttura Leaf Shadow



60x120 - 24"x48"  
LNG 95RT Struttura Leaf Shadow

02 1100

### 3D wall



Thickness: 9 MM

		60x120 24"x48" rettificato
	Naturale	
	02	1100
	Ivory	LNG 85RT
	Pearl	LNG 15RT
	Shadow	LNG 95RT




Thickness:  
9 MM

# Lounge

Mosaic & decors

## Ivory



30x60 - 12"x24"  
LNG 889N Muretto Ivory


04 3130



30x30 - 12"x12"  
LNG 885N Mos. 5x5 Ivory


10 3115

## Earth



30x60 - 12"x24"  
LNG 669N Muretto Earth


04 3130



30x30 - 12"x12"  
LNG 665N Mos. 5x5 Earth

10 3115

## Pearl



30x60 - 12"x24"  
LNG 119N Muretto Pearl


04 3130



30x30 - 12"x12"  
LNG 115N Mos. 5x5 Pearl

10 3115

## Steel



30x60 - 12"x24"  
LNG 229N Muretto Steel


04 3130



30x30 - 12"x12"  
LNG 225N Mos. 5x5 Steel


10 3115

## Shadow



30x60 - 12"x24"  
LNG 999N Muretto Shadow

04 3130



30x30 - 12"x12"  
LNG 995N Mos. 5x5 Shadow

10 3115



20x20 - 8"x8"  
LNG 100K Cementine Geo

27 1105

Thickness:  
9 MM

# Lounge Decor

60x120

Finishes:  
Naturale

Decor 10 Pearl



60x120 - 24"x48"  
LNG D10 Decor 10 Pearl 02 1100

Decor 30 Pearl



60x120 - 24"x48"  
LNG D13 Decor 30 Pearl 02 1100

Decor 10 Steel



60x120 - 24"x48"  
LNG D20 Decor 10 Steel 02 1100

Decor 30 Steel



60x120 - 24"x48"  
LNG D23 Decor 30 Steel 02 1100

Decor 10 Shadow



60x120 - 24"x48"  
LNG D90 Decor 10 Shadow 02 1100

Decor 30 Shadow



60x120 - 24"x48"  
LNG D93 Decor 30 Shadow 02 1100

Thickness: 9 MM		
	60x120 - 24"x48" rettificato	60x120 - 24"x48" rettificato
	Naturale	
	02 1100	02 1100
Pearl	LNG D10	LNG D13
Steel	LNG D20	LNG D23
Shadow	LNG D90	LNG D93

Thickness:  
9 MM

# Lounge Decor

80x80

Decor Square Pearl



80x80 - 31½"x31½"  
LNG D18 Decor Square Pearl 02 1100

Decor Line Pearl/Steel



80x80 - 31½"x31½"  
LNG D29 Decor Line Pearl/Steel 02 1100

Decor Square Wood Pearl




80x80 - 31½"x31½"  
LNG D15 Decor Square Wood Pearl 02 1100

Decor Square Steel



80x80 - 31½"x31½"  
LNG D28 Decor Square Steel 02 1100

Decor Line Pearl/Shadow




80x80 - 31½"x31½"  
LNG D99 Decor Line Pearl/Shadow 02 1100

Decor Square Wood Steel



80x80 - 31½"x31½"  
LNG D25 Decor Square Wood Steel 02 1100

Decor Square Shadow



80x80 - 31½"x31½"  
LNG D98 Decor Square Shadow 02 1100

Thickness: 9 MM			
	80x80 31½"x31½" rettificato	80x80 31½"x31½" rettificato	80x80 31½"x31½" rettificato
	Naturale		Naturale
	02 1100	02 1100	02 1100
Pearl	LNG D18	LNG D29 Pearl/Steel	LNG D15
Steel	LNG D28	LNG D99 Pearl/Shadow	LNG D25
Shadow	LNG D98		-



# Lounge

Technical features

Pezzi speciali / Special pieces / Pièces spéciales / Passende sonder formteile

<b>Thickness 9 MM</b>	Naturale		Naturale	
	01	670	01	676
	01	670	01	676
	15	230		
Ivory	LNG G81K	LNG G82K	LNG G85K	LNG B80K
Earth	LNG G61K	LNG G62K	LNG G65K	LNG B60K
Pearl	LNG G11K	LNG G12K	LNG G15K	LNG B10K
Steel	LNG G21K	LNG G22K	LNG G25K	LNG B20K
Shadow	LNG G91K	LNG G92K	LNG G95K	LNG B90K

\*\* 6 settimane di consegna / 6 delivery weeks / 6 wochen lieferzeit / 6 semaines de livraison



Special trims 20 MM  
Info pag.324



Special trims  
20 MM

Stucchi consigliati / Recommended grouts / Couleurs des joints conseillées / Empfohlene Fugen Mörtel Farben

	Kerakoll Grouts	Mapei Grouts	Laticrete Grouts
Ivory	03	103	18
Earth	45	133	56
Pearl	05	111	89
Steel	06	110	78
Shadow	10	119	60

# Lounge

Technical features

Imballi e pesi / Packaging and weights / Emballages et poids / Verpackungen und gewichte

	pcs/box	m <sup>2</sup> /box	kg/box	box/pallet	m <sup>2</sup> /pallet	kg/pallet
<b>Thickness 9 MM</b>						
100x100	2	2,000	40,9 - MAX WEIGHT	20	40,000	818
60x120	2	1,440	27,3 - MAX WEIGHT	35	50,400	956
80x80	2	1,280	22,9	40	51,200	916
60x60	3	1,080	20,0	48	51,840	960
30x60	7	1,260	23,6	40	50,400	944
60x120 Struttura	2	1,440	27,3 - MAX WEIGHT	35	50,400	956
<b>OutWalk<sup>20</sup><sub>MM</sub> - Thickness 20 MM</b>						
100x100	1	1,000	43,0 - MAX WEIGHT	21	21,000	903
80x80	1	0,640	27,6 - MAX WEIGHT	40	25,600	1104
60x120	1	0,720	31,4 - MAX WEIGHT	33	23,760	1036
60x90	1	0,540	23,1	48	25,920	1109
60x60	2	0,720	31,0 - MAX WEIGHT	32	23,040	992
Multisize	1 CP	1,620	71,7	14 CP	22,680	1004
<b>OutWalk<sup>30</sup><sub>MM</sub> - Thickness 30 MM</b>						
80x80	1	0,640	45,2 - MAX WEIGHT	24	15,360	1085
40x80	2	0,640	45,2 - MAX WEIGHT	24	15,360	1085
60x60	2	0,720	49,3 - MAX WEIGHT	22	15,840	1085

Dati tecnici / Technical features / Caracteristiques techniques / Technische eigenschaften

SURFACE	DIN EN 16165 annex B	DIN EN 16165 annex A	BCR	ANSI DCOF	Deep Abrasion Resistance	MOHS	Recommended Use	Resistance to Staining	ANSI A 137.1
Naturale	R10	A+B	DRY > 0.40 WET > 0.40	WET ≥ 0.42	< 175 mm <sup>3</sup>	≥ 5	4	5	
20 MM	R11	A+B+C	DRY > 0.40 WET > 0.40	WET ≥ 0.42	< 130 mm <sup>3</sup>	≥ 8	5	5	V3
30 MM	R11	A+B+C	DRY > 0.40 WET > 0.40	WET ≥ 0.42	< 130 mm <sup>3</sup>	≥ 8	5	5	



Naturale



20 MM



30 MM



Wall: Struttura Cesello Light Grey 30x120 | Light Grey 30x120 | Slate 60x120 | EICHE Timber 20x120  
 Floor: Light Grey 60x60

# Norgestone

Attraverso la profonda ricerca di straordinarie pietre provenienti dal Nord Europa nasce Norgestone, il gres porcellanato NovaBell che consegna all'architettura contemporanea un intenso progetto di superfici essenziali ed equilibrate.

In-depth research into the amazing stones from Northern Europe gives us Norgestone, the NovaBell porcelain stoneware that offers contemporary architecture a collection of simple, tasteful yet high-impact surfaces.

C'est d'une minutieuse recherche parmi les pierres extraordinaires de l'Europe du Nord que provient Norgestone, le grès cérame NovaBell qui offre à l'architecture contemporaine un grand projet de surfaces essentielles et harmonieuses.

Eindrucksvolle Natursteinarten aus dem nordeuropäischen Raum sind der Ausgangspunkt für die Entwicklung von Norgestone, einem umfangreichen Feinsteinzeug-Projekt aus dem Hause NovaBell mit sachlich-harmonischen Oberflächen für die moderne Architektur.



Wall: Struttura Cesello Dark Grey 60x120 | Struttura Cesello Taupe 60x120  
 Floor: Dark Grey 60x120 | Dark Grey 60x120 20 MM



Floor: Struttura Cesello Dark Grey 60x120



Wall: Dark Grey 60x180 20 MM  
Floor: Light Grey 60x120 20 MM

Thickness:  
9 MM - 20 MM - 30 MM

# Colour range

Finishes:  
N Naturale - O OutWalk



Ivory 9 MM - 20 MM




Taupe 9 MM - 20 MM



Light Grey 9 MM - 20 MM



Dark Grey 9 MM - 20 MM - 30MM



Slate 9 MM - 20 MM

# Norgestone

Gres a impasto colorato / Full body colour  
Rettificato / Rectified

Thickness: 9 MM		Finishes: N Naturale									
		60x120 24"x48" rettificato		30x120 12"x48" rettificato		80x80 31½"x31½" rettificato		60x60 24"x24" rettificato		30x60 12"x24" rettificato	
		Naturale		Naturale		Naturale		Naturale		Naturale	
		02	1075	03	1080	02	1075	03	1065	07	1035
Ivory		NST 82RT		NST 83RT		-		NST 80RT		NST 86RT	
Taupe		NST 42RT		NST 43RT		NST 48RT		NST 40RT		NST 46RT	
Light Grey		NST 12RT		NST 13RT		NST 18RT		NST 10RT		NST 16RT	
Dark Grey		NST 22RT		NST 23RT		NST 28RT		NST 20RT		NST 26RT	
Slate		NST 92RT		NST 93RT		-		NST 90RT		NST 96RT	

Thickness: 20 MM		O OutWalk													
		60x180 24"x71" rettificato		60x120 24"x48" rettificato		60x90 24"x36" rettificato		Multisize 60x90 (x2) 60x60 - 30x60		STONECREEK 50 60x60 24"x24" rettificato		80x80 31½"x31½" rettificato		40x80 16"x31½" rettificato	
		01	1130	01	1125	01	1120	1CP	1130	02	1110				
Ivory		-		-		NST 869R		NST M833		-					
Taupe		-		NST 49RT		-		-		Y50460					
Light Grey		NST 118R		NST 19RT		NST 169R		NST M133		Y50160					
Dark Grey		NST 218R		NST 29RT		NST 269R		NST M233		Y50260					
Slate		-		NST 99RT		-		-		Y50960					

Thickness:		O OutWalk					
		02	1130	01	1150	02	1135
Dark Grey		NST 260R		NST 288R		NST 248R	



Download catalogue



OutWalk 20 MM

OutWalk 30 MM



Info pag.330

Thickness:  
9 MM

# Norgestone

3D Wall

Finishes:  
 Naturale

## Struttura Cesello Ivory



60x120 - 24"x48"  
NST 81RT Struttura Cesello Ivory

02  1085

## Struttura Cesello Taupe



60x120 - 24"x48"  
NST 41RT Struttura Cesello Taupe

02  1085

## Struttura Cesello Light Grey



60x120 - 24"x48"  
NST 11RT Struttura Cesello Light Grey

02  1085

## Struttura Cesello Dark Grey



60x120 - 24"x48"  
NST 21RT Struttura Cesello Dark Grey

02  1085

## Struttura Cesello Slate














60x120 - 24"x48"  
NST 91RT Struttura Cesello Slate

02  1085

### 3D wall



Thickness:		9 MM					
							
	60x120 24"x48" rettificato	30x120 12"x48" rettificato	30x60 12"x24" rettificato				
	Naturale	Naturale	Naturale				
	02  1085	03  1085	07  1045				
	Ivory	NST 81RT	NST 811R	NST 861R			
	Taupe	NST 41RT	NST 411R	NST 461R			
	Light Grey	NST 11RT	NST 111R	NST 161R			
	Dark Grey	NST 21RT	NST 211R	NST 261R			
	Slate	NST 91RT	NST 911R	NST 961R			




Thickness:  
9 MM

# Norgestone


Mosaic & decors

## Ivory




30x60 - 12"x24"  
NST 887N Muretto Ivory

04  3130



30x60 - 12"x24"  
NST 886N Muretto Mix Ivory

04  3130



30x30 - 12"x12"  
NST 885N Mos. 5x5 Ivory

10  3115

## Taupe



30x60 - 12"x24"  
NST 447N Muretto Taupe

04  3130



30x60 - 12"x24"  
NST 446N Muretto Mix Taupe


04  3130



30x30 - 12"x12"  
NST 445N Mos. 5x5 Taupe


10  3115

## Light Grey




30x60 - 12"x24"  
NST 117N Muretto Light Grey

04  3130



30x60 - 12"x24"  
NST 116N Muretto Mix Light Grey


04  3130



30x30 - 12"x12"  
NST 115N Mos. 5x5 Light Grey

10  3115

## Dark Grey




30x60 - 12"x24"  
NST 227N Muretto Dark Grey

04  3130



30x60 - 12"x24"  
NST 226N Muretto Mix Dark Grey

04  3130



30x30 - 12"x12"  
NST 225N Mos. 5x5 Dark Grey


10  3115

## Slate




30x60 - 12"x24"  
NST 997N Muretto Slate

04  3130



30x60 - 12"x24"  
NST 996N Muretto Mix Slate

04  3130



30x30 - 12"x12"  
NST 995N Mos. 5x5 Slate

10  3115

# Norgestone

Technical features

Pezzi speciali / Special pieces / Pièces spéciales / Passende sonder formteile

<b>Thickness 9 MM</b>	Naturale		Naturale	
	01	670	01	676
Ivory	NST G81K		NST G82K	
Taupe	NST G41K		NST G42K	
Light Grey	NST G11K		NST G12K	
Dark Grey	NST G21K		NST G22K	
Slate	NST G91K		NST G92K	

\*\* 6 settimane di consegna / 6 delivery weeks / 6 wochen lieferzeit / 6 semaines de livraison



Special trims 20 MM  
Info pag.324



Special trims  
20 MM

Stucchi consigliati / Recommended grouts / Couleurs des joints conseillées / Empfohlene Fugen Mörtel Farben

	Kerakoll Grouts	Mapei Grouts	Laticrete Grouts
Ivory	03	103	18
Taupe	43	123	17
Light Grey	07	112	78
Dark Grey	08	113	42
Slate	11	119	22

# Norgestone

Technical features

Imballi e pesi / Packaging and weights / Emballages et poids / Verpackungen und gewichte

	pcs/box	m <sup>2</sup> /box	kg/box	box/pallet	m <sup>2</sup> /pallet	kg/pallet
<b>Thickness 9 MM</b>						
60x120	2	1,440	27,3 - MAX WEIGHT	35	50,400	956
30x120	3	1,080	20,2	50	54,000	1012
80x80	2	1,280	22,9	40	51,200	916
60x60	3	1,080	20,0	48	51,840	960
30x60	7	1,260	23,6	40	50,400	944
60x120 Struttura	2	1,440	27,3 - MAX WEIGHT	35	50,400	956
30x120 Struttura	3	1,080	20,2	50	54,000	1012
30x60 Struttura	7	1,260	23,6	40	50,400	944
<b>OutWalk<sup>20</sup> MM - Thickness 20 MM</b>						
60x180	1	1,080	46,8 - MAX WEIGHT	22	23,760	1030
60x120	1	0,720	31,4 - MAX WEIGHT	33	23,760	1036
60x90	1	0,540	23,1	48	25,920	1109
60x60	2	0,720	31,0 - MAX WEIGHT	32	23,040	992
Multisize	1 CP	1,620	71,7	14 CP	22,680	1004
<b>OutWalk<sup>30</sup> MM - Thickness 30 MM</b>						
80x80	1	0,640	45,2 - MAX WEIGHT	24	15,360	1085
40x80	2	0,640	45,2 - MAX WEIGHT	24	15,360	1085
60x60	2	0,720	49,3 - MAX WEIGHT	22	15,840	1085

Dati tecnici / Technical features / Caracteristiques techniques / Technische eigenschaften

SURFACE	DIN EN 16165 annex B	DIN EN 16165 annex A	BCR	ANSI DCOF	Deep Abrasion Resistance	MOHS	Recommended Use	Resistance to Staining	ANSI A 137.1
Naturale	R10	A+B	DRY > 0.40 WET > 0.40	WET ≥ 0.42	< 175 mm <sup>3</sup>	≥ 5	4	5	V3
Cesello	R11	A+B	DRY > 0.40 WET > 0.40	WET ≥ 0.42	< 175 mm <sup>3</sup>	≥ 5	4	5	
20 MM	R11	A+B+C	DRY > 0.40 WET > 0.40	WET ≥ 0.42	< 130 mm <sup>3</sup>	≥ 8	5	5	
30 MM	R11	A+B+C	DRY > 0.40 WET > 0.40	WET ≥ 0.42	< 130 mm <sup>3</sup>	≥ 8	5	5	



Naturale



20 MM



30 MM



Floor: Beige 60x120

# Davos

Dal cuore delle Alpi svizzere nasce un effetto pietra deciso ma equilibrato: una texture fluida e direzionata caratterizzata da inserti che riproducono le brillanti inclusioni di quarzo bianco.

From the heart of the Swiss Alps comes a bold, yet balanced stone effect: a fluid, directed texture characterised by inserts that reproduce the brilliant inclusions of white quartz.

Du cœur même des Alpes suisses naît un effet pierre au caractère affirmé mais équilibré : une texture fluide et directionnelle, caractérisée par la reproduction d'inclusions brillantes de quartz blanc.

Aus dem Herzen der Schweizer Alpen hält somit eine starke, aber gleichzeitig ausgeglichene Natursteinoptik Einzug in die Keramik: Eine fluide Textur mit definierter Ausrichtung und Einsätzen, die die schimmernden Einschlüsse von weißem Quarz wiedergeben.



Floor: Antracite 60x90 20 MM

Thickness:  
9 MM - 20 MM

# Colour range

Finishes:  
N Naturale - O OutWalk



**Beige** 9 MM - 20 MM



**Bianco** 9 MM



**Grigio** 9 MM - 20 MM



**Alpi Grey** 9 MM - 20 MM



**Antracite** 9 MM - 20 MM

# Davos

Gres a impasto colorato / Full body colour  
Rettificato / Rectified

Thickness: 9 MM		Finishes: N Naturale					
		60x120 24"x48" rettificato		60x90 24"x36" rettificato		30x60 12"x24" rettificato	
		Naturale		Naturale		Naturale	
		02	1085	02	1080	07	1035
Beige		-		DVS 49RT		DVS 46RT	
Bianco		DVS 82RT		DVS 89RT		DVS 86RT	
Grigio		DVS 12RT		DVS 19RT		DVS 16RT	
Alpi Grey		-		DVS 79RT		DVS 76RT	
Antracite		DVS 22RT		DVS 29RT		DVS 26RT	

Thickness: 20 MM		O OutWalk					
		60x120 24"x48" rettificato		60x90 24"x36" rettificato		60x60 24"x24" rettificato	
		01	1125	01	1120	02	1115
Beige		-		DVS 469R		DVS 460R	
Grigio		DVS 162R		DVS 169R		DVS 160R	
Alpi Grey		-		DVS 769R		DVS 760R	
Antracite		DVS 262R		DVS 269R		DVS 260R	



Download catalogue



OutWalk 20 MM



Info pag.330





Wall: Muretto Alpi Grey 30x60




Thickness:  
9 MM

**Davos**  
Mosaic & decors

**Beige**




30x60 - 12"x24"  
DVS 446K Muretto Beige 04 **3130**




30x30 - 12"x12"  
DVS 445K Mos. 5x5 Beige 10 **3115**

**Bianco**




30x60 - 12"x24"  
DVS 886K Muretto Bianco 04 **3130**



30x30 - 12"x12"  
DVS 885K Mos. 5x5 Bianco 10 **3115**

**Grigio**




30x60 - 12"x24"  
DVS 116K Muretto Grigio 04 **3130**




30x30 - 12"x12"  
DVS 115K Mos. 5x5 Grigio 10 **3115**

**Alpi Grey**




30x60 - 12"x24"  
DVS 776K Muretto Alpi Grey 04 **3130**




30x30 - 12"x12"  
DVS 775K Mos. 5x5 Alpi Grey 10 **3115**

**Antracite**



30x60 - 12"x24"  
DVS 226K Muretto Antracite 04 **3130**



30x30 - 12"x12"  
DVS 225K Mos. 5x5 Antracite 10 **3115**

## Davos

Technical features

## Pezzi speciali / Special pieces / Pièces spéciales / Passende sonder formteile

Thickness 9 MM	Naturale		Naturale	
	01	670	01	676
	01	670	01	676
	15	230		
Beige	DVS G41K	DVS G42K	DVS G45K	DVS B40K
Bianco	DVS G81K	DVS G82K	DVS G85K	DVS B80K
Grigio	DVS G11K	DVS G12K	DVS G15K	DVS B10K
Alpi Grey	DVS G71K	DVS G72K	DVS G75K	DVS B70K
Antracite	DVS G21K	DVS G22K	DVS G25K	DVS B20K

\*\* 6 settimane di consegna / 6 delivery weeks / 6 wochen lieferzeit / 6 semaines de livraison

Special trims 20 MM  
Info pag.324Special trims  
20 MM

## Stucchi consigliati / Recommended grouts / Couleurs des joints conseillées / Empfohlene Fugen Mörtel Farben

	Kerakoll Grouts	Mapei Grouts	Laticrete Grouts
Beige	43	137	40
Bianco	03	103	18
Grigio	07	127	42
Alpi Grey	08	113	60
Antracite	10	119	22

## Davos

Technical features

## Imballi e pesi / Packaging and weights / Emballages et poids / Verpackungen und gewichte

	pcs/box	m <sup>2</sup> /box	kg/box	box/pallet	m <sup>2</sup> /pallet	kg/pallet
<b>Thickness 9 MM</b>						
60x120	2	1,440	27,3 - MAX WEIGHT	35	50,400	956
60x90	2	1,080	19,8	48	51,840	950
30x60	7	1,260	23,6	40	50,400	944
<b>OutWalk 20<sup>MM</sup> - Thickness 20 MM</b>						
60x120	1	0,720	31,4 - MAX WEIGHT	33	23,760	1036
60x90	1	0,540	23,1	48	25,920	1109
60x60	2	0,720	31,0 - MAX WEIGHT	32	23,040	992

## Dati tecnici / Technical features / Caracteristiques techniques / Technische eigenschaften

SURFACE	DIN EN 16165 annex B	DIN EN 16165 annex A	BCR	ANSI DCOF	Deep Abrasion Resistance	MOHS	Recommended Use	Resistance to Staining	ANSI A 137.1
Naturale	R10	A+B	DRY > 0.40 WET > 0.40	WET ≥ 0.42	< 175 mm <sup>3</sup>	≥ 5	4	5	V3
20 MM	R11	A+B+C	DRY > 0.40 WET > 0.40	WET ≥ 0.42	< 130 mm <sup>3</sup>	≥ 8	5	5	



Naturale



20 MM



Floor: Paved Grey 60x90 20 MM

# Stone Box

Stone Box è la nuova raccolta di pietre in gres porcellanato nata per l'esterno. Con questo traguardo estetico e tecnologico la superficie NovaBell si trasforma in una materia incredibilmente vera, naturale, forte più che mai.

Stone Box is the new collection of porcelain stoneware developed for outdoor use. With this aesthetic and technological achievement, the NovaBell surface has been transformed into an incredibly real and natural material that is stronger than ever.

Stone Box est la nouvelle collection de pierres en grès cérame créée pour l'extérieur. Grâce à cette avancée esthétique et technologique, la surface NovaBell devient un matériau d'un incroyable réalisme, naturel, plus résistant que jamais.

Stone Box ist die neue Feinsteinzeugserie in Natursteinoptik für Außenbereiche. Mit diesem ästhetischen und technologischen Anspruch Verwandelt sich die Oberfläche von NovaBell in eine unglaublich echt aussehende, natürliche und extrem ausdrucksstarke Materie.



Wall: BRICKUP Breccia Rock Mix 16x40  
 Floor: Dolomia Grey 60x120 20 MM | Dolomia Gold 60x60 20 MM | Gradino Elle Dolomia Gold 30x60x6,5 20 MM



Floor: Giava Multicolor 30x60 20 MM



Wall: BRICKUP Breccia Antracite 16x40  
Floor: Blue Stone Multisize 20 MM | Griglia Blue Stone 20x60x2 20 MM | Toro Gradino Blue Stone 30x60 20 MM | Angolo Arrotondato Toro Blue Stone 60x60 20 MM

Thickness:  
9 MM - 20 MM

# Colour range

Finishes:  
A Antislip - O OutWalk



Paved Brown 20 MM



Urbe Cream 20 MM



Paved Grey 20 MM



Urbe White Grey 20 MM



Paved Basalt 20 MM




Dolomia Gold 20 MM



Blue Stone 20 MM



Dolomia Grey 20 MM



Giava Multicolor 9 MM - 20 MM

# Stone Box

Gres a impasto colorato / Full body colour  
Rettificato / Rectified

Thickness: 9 MM		Finishes: A Antislip	
	30x60 12"x24" rettificato		
	Antislip		
	07	1040	
Giava Multicolor	SBG 11AS		

Thickness: 20 MM								OutWalk				
	60x120 24"x48" rettificato	60x90 24"x36" rettificato	Multisize 60x90 (x2) 60x60 - 30x60		60x60 24"x24" rettificato	30x60 12"x24" rettificato						
	01	1125	01	1120	1CP	1135	1CP	1130	02	1115	03	1115
Paved Brown	SBA 662R	SBA 669R	SBA M633	-	SBA 660R	-		-				
Paved Grey	SBA 162R	SBA 169R	SBA M133	-	SBA 160R	-		-				
Paved Basalt	SBA 962R	SBA 969R	SBA M933	-	SBA 960R	-		-				
Urbe Cream	SBU 462R	-	SBU M433	-	-	-		-				
Urbe White Grey	SBU 862R	SBU 869R	SBU M833	-	SBU 860R	-		-				
Dolomia Gold	SBD 462R	-	-	-	SBD 460R	-		-				
Dolomia Grey	SBD 162R	-	-	-	SBD 160R	-		-				
Blue Stone	-	SBP 169R	-	SBP M133	SBP 160R	-		-				
Giava Multicolor	-	-	-	-	SBG 160R	-		SBG 163R				

## Imballi e pesi / Packaging and weights / Emballages et poids / Verpackungen und gewichte

	pcs/box	m <sup>2</sup> /box	kg/box	box/pallet	m <sup>2</sup> /pallet	kg/pallet
<b>Thickness 9 MM</b>						
30x60	7	1,260	23,6	40	50,400	944
<b>OutWalk 20 MM - Thickness 20 MM</b>						
60x120	1	0,720	31,4 - MAX WEIGHT	33	23,760	1036
60x90	1	0,540	23,1	48	25,920	1109
60x60	2	0,720	31,0 - MAX WEIGHT	32	23,040	992
30x60	3	0,540	23,7	40	21,600	948
Multisize	1 CP	1,620	71,7	14 CP	22,680	1004

## Dati tecnici / Technical features / Caracteristiques techniques / Technische eigenschappen

SURFACE	DIN EN 16165 annex B	DIN EN 16165 annex A	BCR	ANSI DCOF	Deep Abrasion Resistance	MOHS	Recommended Use	Resistance to Staining	ANSI A 137.1
Antislip	R11	A+B+C	DRY > 0.40 WET > 0.40	WET ≥ 0.42	< 175 mm <sup>3</sup>	≥ 7	5	5	V3
20 MM	R11	A+B+C	DRY > 0.40 WET > 0.40	WET ≥ 0.42	< 130 mm <sup>3</sup>	≥ 8	5	5	V4 Giava



Download catalogue



OutWalk 20 MM



Info pag.330



Special trims 20 MM  
Info pag.324



Special trims 20 MM



Antislip



20 MM



Wall: Beige 60x120 | Grigio 60x120  
 Floor: Grigio 60x120 | Grigio 60x90 | Grigio 60x60

# Allblack

Allblack nasce dalla fusione di tre graniti originari di India e Svizzera: Phyllite Ocean Black, Marine Black Soapstone e Vals Stone.

Allblack is a fusion of three granites sourced from India and Switzerland: Phyllite Ocean Black, Marine Black Soapstone and Vals Stone.

Allblack est le fruit de la fusion entre trois granits originaires de l'Inde et de la Suisse : Phyllite Ocean Black, Marine Black Soapstone et Vals Stone.

Allblack beruht auf der Fusion von drei Granitgesteinen aus Indien und der Schweiz: Phyllite Ocean Black, Marine Black Soapstone und Vals Stone.



Wall: Beige 60x120  
 Floor: Beige 60x90 20 MM

Thickness:  
9 MM - 20 MM

# Colour range

Finishes:

Naturale - OutWalk



Beige

9 MM - 20 MM



Bianco

9 MM - 20 MM




Grigio

9 MM - 20 MM



Antracite

9 MM - 20 MM



Nero

9 MM

# Allblack

Gres a impasto colorato / Full body colour  
Rettificato / Rectified

Thickness: 9 MM		Finishes:  Naturale									
		 60x120 24"x48" rettificato	 60x90 24"x36" rettificato	 60x60 24"x24" rettificato	 30x60 12"x24" rettificato	 Losanga 19,5x38,7 - 7¾"x15¼" rettificato					
		Naturale		Naturale		Naturale		Naturale		Naturale	
		02	1075	02	1070	03	1055	07	1035	06	1160
	Beige	ALK 42RT		ALK 49RT		ALK 40RT		ALK 46RT		ALK 1289	
	Bianco	ALK 82RT		ALK 89RT		ALK 80RT		ALK 86RT			
	Grigio	ALK 12RT		ALK 19RT		ALK 10RT		ALK 16RT			
	Antracite	ALK 22RT		ALK 29RT		ALK 20RT		ALK 26RT			
	Nero	ALK 92RT		ALK 99RT		ALK 90RT		ALK 96RT			

Thickness: 20 MM		OutWalk									
		 60x90 24"x36" rettificato	 Multisize 60x90 (x2) 60x60 - 30x60		 STONECREEK 70 60x60 24"x24" rettificato						
		01	1120	1CP	1130	02	1110				
	Beige	ALK 469R		ALK M433		Y70460					
	Bianco	ALK 869R		ALK M833		Y70860					
	Grigio	ALK 169R		ALK M133		Y70160					
	Antracite	ALK 269R		ALK M233		Y70260					



Download catalogue



OutWalk 20 MM



Info pag.330



Floor: Losanga 19,5x38,7




Thickness:  
9 MM

# Allblack

Mosaic & decors

## Beige




30x60 - 12"x24"  
ALK 447N Mattoncino Beige 04 3120




30x30 - 12"x12"  
ALK 445N Mos. 5x5 Beige 10 3115

## Bianco



30x60 - 12"x24"  
ALK 887N Mattoncino Bianco 04 3120



30x30 - 12"x12"  
ALK 885N Mos. 5x5 Bianco 10 3115



19,5x38,7 - 7 7/8"x15 1/4"  
ALK 1289 Losanga Rettificato 06 1160

## Grigio




30x60 - 12"x24"  
ALK 117N Mattoncino Grigio 04 3120




30x30 - 12"x12"  
ALK 115N Mos. 5x5 Grigio 10 3115

## Antracite



30x60 - 12"x24"  
ALK 227N Mattoncino Antracite 04 3120




30x30 - 12"x12"  
ALK 225N Mos. 5x5 Antracite 10 3115

## Nero



30x60 - 12"x24"  
ALK 997N Mattoncino Nero 04 3120



30x30 - 12"x12"  
ALK 995N Mos. 5x5 Nero 10 3115



# Allblack

Technical features

## Pezzi speciali / Special pieces / Pièces spéciales / Passende sonder formteile

<b>Thickness 9 MM</b>	Naturale		Naturale	
	01	670	01	676
	01	676	01	676
	15	230		
<b>Beige</b>	ALK G41K	ALK G42K	ALK G45K	ALK B40K
<b>Bianco</b>	ALK G81K	ALK G82K	ALK G85K	ALK B80K
<b>Grigio</b>	ALK G11K	ALK G12K	ALK G15K	ALK B10K
<b>Antracite</b>	ALK G21K	ALK G22K	ALK G25K	ALK B20K
<b>Nero</b>	ALK G91K	ALK G92K	ALK G95K	ALK B90K

\*\* 6 settimane di consegna / 6 delivery weeks / 6 wochen lieferzeit / 6 semaines de livraison



Special trims 20 MM  
Info pag.324



Special trims  
20 MM

## Stucchi consigliati / Recommended grouts / Couleurs des joints conseillées / Empfohlene Fugen Mörtel Farben

	Kerakoll Grouts	Mapei Grouts	Laticrete Grouts
<b>Beige</b>	21	132	40
<b>Bianco</b>	03	103	18
<b>Grigio</b>	07	112	42
<b>Antracite</b>	09	113	60
<b>Nero</b>	11	114	45

# Allblack

Technical features

## Imballi e pesi / Packaging and weights / Emballages et poids / Verpackungen und gewichte

	pcs/box	m <sup>2</sup> /box	kg/box	box/pallet	m <sup>2</sup> /pallet	kg/pallet
<b>Thickness 9 MM</b>						
60x120	2	1,440	27,3 - MAX WEIGHT	35	50,400	956
60x90	2	1,080	19,8	48	51,840	950
60x60	3	1,080	20,0	48	51,840	960
30x60	7	1,260	23,6	40	50,400	944
19,5x38,7 Losanga	6	0,453	9,3	36	16,308	335
<b>OutWalk 20 MM - Thickness 20 MM</b>						
60x90	1	0,540	23,1	48	25,920	1109
60x60	2	0,720	31,0 - MAX WEIGHT	32	23,040	992
Multisize	1 CP	1,620	71,7	14 CP	22,680	1004

## Dati tecnici / Technical features / Caracteristiques techniques / Technische eigenschaften

SURFACE	DIN EN 16165 annex B	DIN EN 16165 annex A	BCR	ANSI DCOF	Deep Abrasion Resistance	MOHS	Recommended Use	Resistance to Staining	ANSI A 137.1
Naturale	R10	A+B	DRY > 0.40 WET > 0.40	WET ≥ 0.42	< 175 mm <sup>3</sup>	≥ 5	4	5	V3
20 MM	R11	A+B+C	DRY > 0.40 WET > 0.40	WET ≥ 0.42	< 130 mm <sup>3</sup>	≥ 8	5	5	



Naturale



20 MM



Wall: Avorio 40x80 | Struttura Dune Avorio 40x80 | Antracite 40x80 | Struttura Dune Antracite 40x80  
 Floor: Avorio 80x80

# Sovereign

Sovereign è la nuova superficie NovaBell che mette in risalto la vera bellezza e tutta la purezza della pietra naturale. Da ogni modulo emergono i dettagli e le delicate cromie della pietra limestone.

Sovereign is the new NovaBell surface that highlights the genuine beauty and absolute purity of the natural stone. Every module reveals the details and subtle colours of limestone.

Sovereign est la nouvelle surface NovaBell qui met en valeur la beauté authentique et toute la pureté de la pierre naturelle. Chaque module exprime les particularités et les colorations délicates de la pierre calcaire.

Sovereign ist das neue design von NovaBell, in dem die wahre schönheit und ganze reinheit des natursteins zum ausdruck kommt. Jedes element hebt die details und die zarten farbnunancen des kalksteins hervor.



Floor: Avorio 80x80

Thickness:  
9 MM - 20 MM

# Colour range

Finishes:  
N Naturale - O OutWalk



Avorio 9 MM



Beige 9 MM - 20 MM



Tabacco 9 MM



Grigio Chiaro 9 MM - 20 MM



Antracite 9 MM - 20 MM

# Sovereign

Gres a impasto colorato / Full body colour  
Rettificato / Rectified

Thickness: 9 MM		Finishes: N Naturale									
		60x120 24"x48" rettificato		80x80 31½"x31½" rettificato		40x80 16"x31½" rettificato		60x60 24"x24" rettificato		30x60 12"x24" rettificato	
		Naturale		Naturale		Naturale		Naturale		Naturale	
		02	1075	02	1080	04	1090	03	1065	07	1035
Avorio		SVN 82RT		SVN 88RT		SVN 84RT		SVN 80RT		SVN 86RT	
Beige		SVN 42RT		SVN 48RT		SVN 44RT		SVN 40RT		SVN 46RT	
Tabacco		SVN 62RT		SVN 68RT		SVN 64RT		SVN 60RT		SVN 66RT	
Grigio Chiaro		SVN 12RT		SVN 18RT		SVN 14RT		SVN 10RT		SVN 16RT	
Antracite		SVN 22RT		SVN 28RT		SVN 24RT		SVN 20RT		SVN 26RT	

Thickness: 20 MM		OutWalk			
		STONECREEK 40			
		Multisize 60x90 (x2) 60x60 - 30x60			
		60x60 24"x24" rettificato			
		1CP	1130		
		02	1110		
Beige		SVN M433		Y40460*	
Grigio Chiaro		-		Y40160*	
Antracite		SVN M233		Y40960*	



Download catalogue



OutWalk 20 MM



Info pag.330

Thickness:  
9 MM

# Sovereign

3D Wall

Finishes:  
Naturale

## Struttura Dune Avorio



40x80 - 16"x31½"  
SVN 89RT Struttura Dune Avorio

03 1100

## Struttura Dune Beige



40x80 - 16"x31½"  
SVN 49RT Struttura Dune Beige

03 1100

## Struttura Dune Grigio Chiaro



40x80 - 16"x31½"  
SVN 19RT Struttura Dune Grigio Chiaro

03 1100

## Struttura Dune Antracite



40x80 - 16"x31½"  
SVN 29RT Struttura Dune Antracite

03 1100

### 3D wall



Thickness: 9 MM	
	40x80 16"x31½" rettificato
Naturale	
03	1100
	Avorio SVN 89RT
	Beige SVN 49RT
	Grigio Chiaro SVN 19RT
	Antracite SVN 29RT



Thickness:  
9 MM

# Sovereign

Mosaic & decors

## Avorio



30x60 - 12"x24"  
SVN 886K Muretto Avorio

04 3130



30x30 - 12"x12"  
SVN 885K Mos. 5x5 Avorio

10 3115



30x30 - 12"x12"  
SVN 882K Mos. 2,5x2,5 Avorio

10 3135

## Beige



30x60 - 12"x24"  
SVN 446K Muretto Beige

04 3130



30x30 - 12"x12"  
SVN 445K Mos. 5x5 Beige

10 3115



30x30 - 12"x12"  
SVN 442K Mos. 2,5x2,5 Beige

10 3135

## Tabacco



30x60 - 12"x24"  
SVN 666K Muretto Tabacco

04 3130



30x30 - 12"x12"  
SVN 665K Mos. 5x5 Tabacco

10 3115



30x30 - 12"x12"  
SVN 662K Mos. 2,5x2,5 Tabacco

10 3135

## Grigio Chiaro



30x60 - 12"x24"  
SVN 116K Muretto Grigio Chiaro

04 3130



30x30 - 12"x12"  
SVN 115K Mos. 5x5 Grigio Chiaro

10 3115



30x30 - 12"x12"  
SVN 112K Mos. 2,5x2,5 Grigio Chiaro


10 3135

## Antracite



30x60 - 12"x24"  
SVN 226K Muretto Antracite

04 3130



30x30 - 12"x12"  
SVN 225K Mos. 5x5 Antracite

10 3115



30x30 - 12"x12"  
SVN 222K Mos. 2,5x2,5 Antracite

10 3135

# Sovereign

Technical features

Pezzi speciali / Special pieces / Pièces spéciales / Passende sonder formteile

<b>Thickness 9 MM</b>	Naturale		Naturale		Naturale	
	01  670	01  676	01  676	08  260	15  230	04  380
Avorio	SVN G81K	SVN G82K	SVN G85K	SVN B88K	SVN B80K	SVN G80K
Beige	SVN G41K	SVN G42K	SVN G45K	SVN B48K	SVN B40K	SVN G40K
Tabacco	SVN G61K	SVN G62K	SVN G65K	SVN B68K	SVN B60K	SVN G60K
Grigio Chiaro	SVN G11K	SVN G12K	SVN G15K	SVN B18K	SVN B10K	SVN G10K
Antracite	SVN G21K	SVN G22K	SVN G25K	SVN B28K	SVN B20K	SVN G20K

\*\* 6 settimane di consegna / 6 delivery weeks / 6 wochen lieferzeit / 6 semaines de livraison



Special trims 20 MM  
Info pag.324



Special trims  
20 MM

Stucchi consigliati / Recommended grouts / Couleurs des joints conseillées / Empfohlene Fugen Mörtel Farben

	Kerakoll Grouts	Mapei Grouts	Laticrete Grouts
Avorio	03	103	18
Beige	43	137	39
Tabacco	46	187	35
Grigio Chiaro	06	111	89
Antracite	10	119	60

# Sovereign

Technical features

Imballi e pesi / Packaging and weights / Emballages et poids / Verpackungen und gewichte

	pcs/box	m <sup>2</sup> /box	kg/box	box/pallet	m <sup>2</sup> /pallet	kg/pallet
<b>Thickness 9 MM</b>						
60x120	2	1,440	27,3 - MAX WEIGHT	35	50,400	956
80x80	2	1,280	22,9	40	51,200	916
40x80	4	1,280	23,6	48	61,440	1133
60x60	3	1,080	20,0	48	51,840	960
30x60	7	1,260	23,6	40	50,400	944
40x80 Struttura	3	0,960	19,4	48	46,080	931
<b>OutWalk 20 MM - Thickness 20 MM</b>						
60x60	2	0,720	31,0 - MAX WEIGHT	32	23,040	992
Multisize	1 CP	1,620	71,7	14 CP	22,680	1004

Dati tecnici / Technical features / Caracteristiques techniques / Technische eigenschaften

SURFACE	DIN EN 16165 annex B	DIN EN 16165 annex A	BCR	ANSI DCOF	Deep Abrasion Resistance	MOHS	Recommended Use	Resistance to Staining	ANSI A 137.1
Naturale	R10	A+B	DRY > 0.40 WET > 0.40	WET ≥ 0.42	< 175 mm <sup>3</sup>	≥ 5	4	5	V3
20 MM	R11	A+B+C	DRY > 0.40 WET > 0.40	WET ≥ 0.42	< 130 mm <sup>3</sup>	≥ 8	5	5	



Naturale



20 MM



Wall: Grigio 60x120 | Grigio 60x60  
 Banches: Bianco 60x120 | Bianco 60x60 | Floor: Nero 60x120

# Imperial Venice

Attraverso un preciso viaggio estetico e culturale, NovaBell ripropone l'antico "terrazzo alla veneziana" con rinnovata energia cromatica e tecnologia applicata al gres porcellanato più evoluto.

Focusing on a specific aesthetic and culture, NovaBell returns to the historic "Venetian terrazzo", interpreting it with more vibrant colours and new technologies applied to state-of-the-art porcelain stoneware.

NovaBell a voyagé à travers l'esthétique et la culture pour métamorphoser le traditionnel « terrazzo alla vénitienne » par une nouvelle énergie chromatique et par la technologie appliquée au grès cérame de dernière génération.

NovaBell nimmt sich der Ästhetik und Tradition alter venezianischer Terrazzo-Böden an und transportiert sie mit den leuchtenden Farben und der modernen Technologie des Feinsteinzeugs in die Gegenwart.




Floor: Sale e Pepe 60x60 20 MM

Thickness:  
9 MM - 20 MM

# Colour range

Finishes:  
N Naturale - OutWalk



Bianco

9 MM



Sale e Pepe

9 MM - 20 MM



Grigio

9 MM - 20 MM



Nero

9 MM - 20 MM

# Imperial Venice

Gres a impasto colorato / Full body colour  
Rettificato / Rectified

Thickness: 9 MM		Finishes: N Naturale										
	60x120 24"x48" rettificato	60x60 24"x24" rettificato	30x60 12"x24" rettificato	Mosaico 5x5 30x30 - 12"x12" rettificato	Battiscopa 7x60 2¾"x24"	Gradino Inciso 30x60** 12"x24"						
	Naturale		Naturale		Naturale		Naturale		Naturale		Naturale	
	02	1085	03	1070	07	1060	10	3120	15	230	04	380
Bianco	IMV 82RT		IMV 80RT		IMV 86RT		IMV 886K		IMV 880K		IMV 880K	IMV G80K
Sale e Pepe	IMV 22RT		IMV 20RT		IMV 26RT		IMV 226K		IMV 220K		IMV 220K	IMV G20K
Grigio	IMV 12RT		IMV 10RT		IMV 16RT		IMV 116K		IMV 110K		IMV 110K	IMV G10K
Nero	IMV 92RT		IMV 90RT		IMV 96RT		IMV 996K		IMV 990K		IMV 990K	IMV G90K

Thickness: 20 MM		OutWalk									
	60x60 24"x24" rettificato	Recommended Grouts									
	02	1110	Kerakoll Grouts			Mapei Grouts			Laticrete Grouts		
Bianco	-		02			103			18		
Sale e Pepe	IMV 27RT		03			110			18		
Grigio	IMV 17RT		08			174			60		
Nero	IMV 97RT		10			119			45		

### Imballi e pesi / Packaging and weights / Emballages et poids / Verpackungen und gewichte

	pcs/box	m <sup>2</sup> /box	kg/box	box/pallet	m <sup>2</sup> /pallet	kg/pallet
<b>Thickness 9 MM</b>						
60x120	2	1,440	27,3 - MAX WEIGHT	35	50,400	956
60x60	3	1,080	20,0	48	51,840	960
30x60	7	1,260	23,6	40	50,400	944
<b>OutWalk<sup>20</sup> MM - Thickness 20 MM</b>						
60x60	2	0,720	31,0 - MAX WEIGHT	32	23,040	992

### Dati tecnici / Technical features / Caracteristiques techniques / Technische eigenschappen

SURFACE	DIN EN 16165 annex B	DIN EN 16165 annex A	BCR	ANSI DCOF	Deep Abrasion Resistance	MOHS	Recommended Use	Resistance to Staining	ANSI A 137.1
Naturale	R10	A+B	DRY > 0.40 WET > 0.40	WET ≥ 0.42	< 175 mm <sup>3</sup>	≥ 5	4	5	
20 MM	R11	A+B+C	DRY > 0.40 WET > 0.40	WET ≥ 0.42	< 130 mm <sup>3</sup>	≥ 8	5	5	V2



Download catalogue



OutWalk<sup>20</sup> MM



Info pag.330



Special trims 20 MM  
Info pag.324



Special trims 20 MM



Naturale



20 MM



Floor: Silver 80x80

# Kingstone

L'elegante e classica pietra scura rinasce con una nuova veste, impreziosita da tanti dettagli pregiati e da una gamma decisamente versatile, per trasformare ogni ambiente in un luogo perfetto

The elegant, classical dark stone reappears in a new look, with a wealth of exquisite details and a decidedly versatile range, to transform every room into a perfect place.

La classique et élégante pierre foncée fait peau neuve. Magnifiée par une nuée de superbes détails et par une gamme extrêmement polyvalente, elle métamorphose chaque endroit en lieu parfait.

Ein dunkles Gestein lieferte die Anregung für eine elegante, zeitgemäße Kollektion, die mit vielen erlesenen Details und einem umfassenden Sortiment aufwartet. Damit bietet sie alle Voraussetzungen für die perfekte Gestaltungslösung in jedem Raum.



Floor: Royal Beige 80x80



Thickness:  
20 MM

# Colour range

Finishes:  
OutWalk



Royal Beige

20 MM



Platinum

20 MM



Silver

20 MM



Black

20 MM

# Kingstone

Gres a impasto colorato / Full body colour  
Rettificato / Rectified

Thickness: 20 MM OutWalk

	 80x80 31½"x31½" rettificato	
	01	1115
Royal Beige	KST 47RT	
Platinum	KST 17RT	
Silver	KST 27RT	
Black	KST 97RT	

### Imballi e pesi / Packaging and weights / Emballages et poids / Verpackungen und gewichte

	pcs/box	m <sup>2</sup> /box	kg/box	box/pallet	m <sup>2</sup> /pallet	kg/pallet
<b>OutWalk 20 MM - Thickness 20 MM</b>						
80x80	1	0,640	27,6 - MAX WEIGHT	40	25,600	1104

### Dati tecnici / Technical features / Caracteristiques techniques / Technische eigenschaften

SURFACE	DIN EN 16165 annex B	DIN EN 16165 annex A	BCR	ANSI DCOF	Deep Abrasion Resistance	MOHS	Recommended Use	Resistance to Staining	ANSI A 137.1
20 MM	R11	A+B+C	DRY > 0.40 WET > 0.40	WET ≥ 0.42	< 130 mm <sup>3</sup>	≥ 8	5	5	V3



Download catalogue



OutWalk 20 MM



Info pag.330



Special trims 20 MM  
Info pag.324



Special trims  
20 MM



20 MM

# Wonderspace

Wonderspace: la collezione in gres porcellanato che restituisce un nuovo appeal al mondo della wall decoration.

Wonderspace: the porcelain stoneware collection that brings fresh appeal to the world of wall decoration.

Wonderspace : la collection en grès cérame qui réenchante le monde de la décoration murale.

Wonderspace: Die Feinsteinzeug-Kollektion für moderne Wandgestaltungen mit apertem Reiz.



Wall: Motif Black Naturele 60x120  
Floor: LE BRICCOLE San Marco 30x240



Wall: Foliage Light 60x120 | Worktop: LANDSTONE Taupe 100x100  
Floor / Floor out: LANDSTONE Taupe 100x100 | Taupe 100x100 20 MM



Wall: Tropical 60x120 | LANDSTONE Struttura Track Gravel 60x120 | LANDSTONE Struttura Track Carbon 60x120  
Floor: LANDSTONE Gravel 100x100



Wall: Exotic Spazzolato 60x120  
Floor: KHROMA Corda 120x120



Wall: Blossom Blue 60x120 | FORGE Inox 30x60  
Floor: FORGE Bronzo 60x120

Thickness:  
9 MM

# Colour range

Finishes:  
N Naturale - S Spazzolato



Foliage Light 9 MM



Foliage Dark 9 MM



Motif Black 9 MM



Motif White Spazzolato 9 MM



Blossom 9 MM



Blossom Blue 9 MM



Exotic 9 MM



Exotic Spazzolato 9 MM



Spring White 9 MM



Tropical 9 MM

# Wonderspace

Gres a impasto colorato / Full body colour  
Rettificato / Rectified

Thickness: 9 MM

Finishes: N Naturale - S Spazzolato

	60x120 24"x48" rettificato		60x120 24"x48" rettificato		60x120 24"x48" rettificato		Laying schemes
	Naturale		Naturale		Spazzolato		
	2 CP	674	02	3030	02	3050	
Foliage Light	-		WDS 800K		-		Vertical Horizontal
Foliage Dark	-		WDS 900K		-		Vertical Horizontal
Motif Black	-		WDS 930K		-		Vertical Horizontal
Motif White Spazzolato	-		-		WDS 830S		Vertical Horizontal
Blossom	-		WDS 480K		-		Vertical Horizontal
Blossom Blue	-		WDS 380K		-		Vertical Horizontal
Exotic	-		WDS 740K		-		Vertical Horizontal
Exotic Spazzolato	-		-		WDS 750S		Vertical Horizontal
Spring White	-		WDS 820K		-		Vertical Horizontal
Tropical	WDS 760K		-		-		Vertical



Antimacchia  
Stain-resistant  
Anti-tache  
Schmutzabweisend



Antimuffa  
Mould-resistant  
Anti-moisissure  
Anti-Schimmel



Morbida al tatto  
Soft surface  
Doux au toucher  
Weich zur Berührung



Facile da pulire.  
Easy to clean.  
Facile à nettoyer.  
Pflegeleicht.



Resiste agli acidi.  
Acid-resistant.  
Résistant aux acides.  
Säurebeständig.



Colori inalterabili.  
Colours that never fade.  
Couleurs inaltérables.  
Farbecht.

I decori sono stati studiati per comporre le intere pareti in diverse dimensioni; il disegno si riprende sui vari lati.  
Decorations are designed to compose the entire walls in different sizes; the pattern is repeated on the various sides.  
Les décorations ont été conçues pour composer les murs entiers en plusieurs dimensions ; le dessin est repris sur les différents côtés.  
Die Dekorationen erstrecken sich in verschiedenen Abmessungen über die ganze Wand und das Muster wiederholt sich an den verschiedenen Seiten.



Download catalogue



Info pag.330



Thickness:  
9 MM

# Wonderspace

Finishes:    
N Naturale - S Spazzolato

## Foliage Light\*



60x120 - 24"x48"  
WDS 800K Foliage Light (2 subjects A+B)

02   
3030

## Foliage Dark\*



60x120 - 24"x48"  
WDS 900K Foliage Dark (2 subjects A+B)

02   
3030

## Motif Black\*



60x120 - 24"x48"  
WDS 930K Motif Black (2 subjects A+B)

02   
3030

## Motif White Spazzolato\*



60x120 - 24"x48"  
WDS 830S Motif White Spazzolato (2 subjects A+B)

02   
3050



Thickness:  
9 MM

# Wonderspace

Finishes:    
N Naturale - S Spazzolato

## Blossom\*



60x120 - 24"x48"  
WDS 480K Blossom (2 subjects A+B)

02   
3030

## Blossom Blue\*



60x120 - 24"x48"  
WDS 380K Blossom Blue (2 subjects A+B)

02   
3030

## Exotic\*



60x120 - 24"x48"  
WDS 740K Exotic (2 subjects A+B)

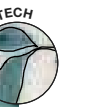
02   
3030

## Exotic Spazzolato\*



60x120 - 24"x48"  
WDS 750S Exotic Spazzolato (2 subjects A+B)

02   
3050



\*Il disegno è progettato per una posa random, si consiglia di alternare i pezzi per una distribuzione più naturale.  
The pattern is designed for random installation, it is recommended to alternate the pieces for a more natural distribution.  
Le dessin est conçu pour une pose au hasard, il est conseillé d'alterner les pièces pour une répartition plus naturelle.  
Das Design ist für eine willkürliche Verlegung ausgelegt, die Platten abwechseln, um eine natürlichere Verteilung zu erzielen.

Thickness:  
9 MM

# Wonderspace

Finishes:   

## Spring White\*



60x120 - 24"x48"  
WDS 820K Spring White (2 subjects A+B)



## Tropical



60x120 - 24"x48"  
WDS 760K Tropical (4 Subjects A+B+C+D)















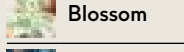



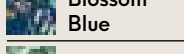


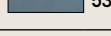
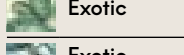



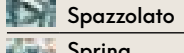



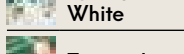









\* Il disegno è progettato per una posa random, si consiglia di alternare i pezzi per una distribuzione più naturale.  
The pattern is designed for random installation, it is recommended to alternate the pieces for a more natural distribution.  
Le dessin est conçu pour une pose au hasard, il est conseillé d'alterner les pièces pour une répartition plus naturelle.  
Das Design ist für eine willkürliche Verlegung ausgelegt, die Platten abwechseln, um eine natürlichere Verteilung zu erzielen.


# Wonderspace

## Technical features


### Stucchi consigliati / Recommended grouts / Couleurs des joints conseillées / Empfohlene Fugen Mörtel Farben

	Kerakoll Grouts	Mapei Grouts	Laticrete Grouts
 Foliage Light	 05	 103	 18
 Foliage Dark	-	 112+110	-
 Motif Black	 11	 120	 45
 Motif White Spazzolato	 05	 103	 18
 Blossom	 44	 123	 27
 Blossom Blue	 15	 169+114	 53
 Exotic	 18	 177	 33
 Exotic Spazzolato	 19	 177	 33
 Spring White	 05	 103	 18
 Tropical	 19	 177	 33

### Imballi e pesi / Packaging and weights / Emballages et poids / Verpackungen und gewichte

	pcs/box	m <sup>2</sup> /box	kg/box	box/pallet	m <sup>2</sup> /pallet	kg/pallet
<b>Thickness 9 MM</b>						
60x120	2	1,440	27,3 - MAX WEIGHT	35	50,400	956
60x120 Tropical* 	2	1,440	27,3 - MAX WEIGHT	35	50,400	956

\* 1 pal/1 soggetto - 1 pal/1 subject - 1 pal/1 subject - 1 pal/1 Stück

 Ordine minimo 2 cp / Minimum order 2 cp  
Minimum 2 cp / Mindestbestellmenge 2 cp

### Dati tecnici / Technical features / Caracteristiques techniques / Technische eigenschaften

SURFACE	DIN EN 16165 annex B	DIN EN 16165 annex A	BCR	ANSI DCOF	Deep Abrasion Resistance	MOHS	Recommended Use	Resistance to Staining	ANSI A 137.1
Naturale	R9	A+B	DRY > 0.40 WET > 0.40	WET ≥ 0.42	< 175 mm <sup>3</sup>	≥ 6	4	5	
Spazzolato	-	-	DRY > 0.40 WET > 0.40	-	< 175 mm <sup>3</sup>	-	3	≥ 3	



Naturale



Spazzolato



Wall: Cementine Geo 20x20 | LOUNGE Steel 100x100  
Floor: LOUNGE Steel 100x100

## Déco

Progetto integrato raccoglie materie ceramiche e decorazioni in formato 20x20 cm nate per assecondare i nuovi linguaggi dell'interior decoration.

The Integrated Surfaces project features ceramic materials and decorations in a 20x20 cm size designed to reflect the latest trends in interior design.

Le projet Surfaces intégrées réunit les matières céramiques et les décorations en 20x20 cm, nées pour accompagner les nouveaux langages de la décoration d'intérieur.

Das Projekt Abgestimmte Oberflächen umfasst Keramikfliesen und Dekorationen im Format 20x20 cm, die den neuen Trends im Bereich Innendekoration gerecht werden.



Wall: Cementine Mix Light Beige 20x20 | PARIS Struttura Righe Ciment 40x80  
Floor: EICHE Landhaus 16x160



Thickness:  
9 MM

# Colour range

Finishes:  
N Naturale

## Cementine Mix



20x20 - 8"x8"  
DEC 272K Cementine Mix

27

## Cementine Geo



20x20 - 8"x8"  
LNG 100K Cementine Geo

27

## Cementine Mix Light Beige



20x20 - 8"x8"  
DEC 472K Cementine Mix Light Beige

27

## Tulip



20x20 - 8"x8"  
DEC 007K Tulip

27

## Cementine Mix Color



20x20 - 8"x8"  
DEC 227K Cementine Color Mix

27



Floor: Cementine Mix 20x20

# Déco

Gres a impasto colorato / Full body colour  
Rettificato / Rectified

Thickness: 9 MM Finishes: N Naturale

	20x20 8"x8" rettificato	Recommended Grouts				
		Naturale	Kerakoll Grouts	Mapei Grouts	Laticrete Grouts	
		27	1105			
Cementine Mix	DEC 272K					
Cementine Geo	LNG 100K					
Cementine Mix L. Beige	DEC 472K					
Cementine Color Mix	DEC 227K					
Tulip	DEC 007K					

## Imballi e pesi / Packaging and weights / Emballages et poids / Verpackungen und gewichte

	pcs/box	m <sup>2</sup> /box	kg/box	box/pallet	m <sup>2</sup> /pallet	kg/pallet
Thickness 9 MM						
20x20	27	1,080	25,0	34	36,720	850

## Dati tecnici / Technical features / Caracteristiques techniques / Technische eigenschappen

SURFACE	DIN EN 16165 annex B	DIN EN 16165 annex A	BCR	ANSI DCOF	Deep Abrasion Resistance	MOHS	Recommended Use	Resistance to Staining	ANSI A 137.1
Naturale	R10	A+B	DRY > 0.40 WET > 0.40	WET ≥ 0.42	< 175 mm <sup>3</sup>	≥ 5	4	5	V3



Download catalogue



Info pag.330



Naturale



Wall: Grigio 6x25 | Antracite 6x25  
Floor: LOUNGE Ivory 100x100

# Fusion

Fusion celebra la vera essenza della maiolica smaltata lucida, la superficie che più di ogni altra, ha saputo trasformare l'habitat con la propria energia decorativa.

Fusion celebrates the true essence of glossy glazed majolica, the surface which, more than any other, has transformed habitats with its decorative energy.

Fusion célèbre la véritable essence de la majolique émaillée polie : plus que tout autre, cette surface a su transformer l'habitat à travers son énergie décorative.

Fusion zelebriert das wahre Wesen der glänzend glasierten Majolika-Kachel, die mit ihrer dekorativen Energie mehr als jede andere Oberfläche zur Veränderung des Wohnraums in der Lage ist.



Wall: Blue 6x25  
Floor: ASPEN Rock Grey 100x100



Wall: Acquamarina 6x25  
Floor: Bianco 6x25



Wall: Nero 6x25 | Senape 6x25 | Blue 6x25  
Floor: LOUNGE Pearl 100x100

Thickness:  
9 MM


# Colour range



Beige 9 MM




Senape 9 MM



Smeraldo 9 MM



Acquamarina 9 MM



Blue 9 MM



Bianco 9 MM



Grigio 9 MM



Antracite 9 MM



Nero 9 MM

# Fusion

Gres a impasto colorato / Full body colour

Thickness: 9 MM							
	Brick 6x25 2 3/8" x 10"		Matita 1,3x25 1/2" x 10"		Recommended Grouts		
	50 □	1075	12 □	160	Kerakoll	Mapei	Laticrete
Beige	FUS 425		FUS M425		44	137	39
Senape	FUS 525		FUS M525		27	131	41
Smeraldo	FUS 725		FUS M725		19	174	33
Acquamarina	FUS 625		FUS M625		-	177	05
Blue	FUS 325		FUS M325		16	169	53
Bianco	FUS 825		FUS M825		01	100	44
Grigio	FUS 125		FUS M125		07	110	78
Antracite	FUS 225		FUS M225		11	119	22
Nero	FUS 925		FUS M925		12	120	45

## Imballi e pesi / Packaging and weights / Emballages et poids / Verpackungen und gewichte

	pcs/box	m <sup>2</sup> /box	kg/box	box/pallet	m <sup>2</sup> /pallet	kg/pallet
Thickness 9 MM						
6x25	50	0,750	13,3	84	63,000	1117

## Dati tecnici / Technical features / Caracteristiques techniques / Technische eigenschappen

SURFACE	DIN EN 16165 annex B	DIN EN 16165 annex A	BCR	ANSI DCOF	Deep Abrasion Resistance	MOHS	Recommended Use	Resistance to Staining	ANSI A 137.1
Naturale	-	-	-	-	-	≥5	-	5	V3



Download catalogue



Info pag.330



Naturale



Wall: San Marco 20x120 | WONDERSPACE Motif Black 60x120  
Floor: San Marco 30x240

# Le Briccole

Le Briccole sono grossi pali di quercia che, a gruppi di tre, spuntano dalle acque della laguna veneta. Le Briccole è oggi anche una grande collezione effetto legno intrisa di un senso di naturale autenticità, calda e accogliente.

Briccole are massive oaken posts which stick out of the waters of the lagoon in Venice. Today, "Le Briccole" is also the name of a great wood-look collection steeped in a sense of warm, welcoming, natural authenticity.

Les « Briccole » sont ces grands poteaux en chêne qui émergent, par groupes de trois, des eaux de la lagune de Venise. Aujourd'hui, « Le Briccole » est aussi le nom d'une grande collection effet bois, empreinte d'une authenticité naturelle, chaleureuse et accueillante.


Briccole sind dicke Eichenpfähle, die in Dreiergruppen aus den Gewässern der Lagune von Venedig hervorragen. Le Briccole ist heute auch der Name einer große Kollektion in Holzoptik, durchdrungen von einem Gespür für natürliche Authentizität, warm und einladend.



Wall: KHROMA Ottanio 120x278  
Floor: San Giorgio 30x240 | Floor out: San Giorgio 30x120 20 MM



Floor: Ca' Foscari 20x120



Floor: San Marco 30x240

Thickness:  
9,5 MM - 9 MM - 20 MM

# Colour range

Finishes:

**N** Naturale - **A** Antislip - **O** OutWalk



San Giorgio

9,5 MM - 9 MM - 20 MM



Rialto

9,5 MM - 9 MM - 20 MM



San Marco

9,5 MM - 9 MM - 20 MM



Ca' Foscari

9 MM - 20 MM

# Le Briccole

Gres a impasto colorato / Full body colour  
Rettificato / Rectified

	Thickness: 9,5 MM		9 MM		Finishes: <b>N</b> Naturale - <b>A</b> Antislip									
	30x240 12"x96" rettificato		26x160 10 1/4"x63" rettificato		30x120 12"x48" rettificato		20x120 8"x48" rettificato		20x90 8"x36" rettificato		Chevron Sx/Dx 10x60 - 4"x24" rettificato			
	Naturale		Naturale		Naturale		Naturale		Antislip		Naturale			
	01 <input type="checkbox"/>	1130	03 <input type="checkbox"/>	1110	03 <input type="checkbox"/>	1095	04 <input type="checkbox"/>	1095	04 <input type="checkbox"/>	1095	08 <input type="checkbox"/>	1055	10 <input type="checkbox"/>	1125
San Giorgio	BRC 4324R		BRC 46RT		BRC 43RT		BRC 41RT		BRC 41AS		BRC 42RT		BRC 491R	
Rialto	BRC 3324R		-		BRC 33RT		BRC 31RT		BRC 31AS		BRC 32RT		BRC 391R	
San Marco	BRC 5324R		BRC 56RT		BRC 53RT		BRC 51RT		BRC 51AS		BRC 52RT		BRC 591R	
Ca' Foscari	-		-		BRC 63RT		BRC 61RT		BRC 61AS		BRC 62RT		BRC 691R	

Thickness: 20 MM		OutWalk	
	30x120 12"x48" rettificato		
	02 <input type="checkbox"/>	1130	
San Giorgio	BRC 430R		
Rialto	BRC 330R		
San Marco	BRC 530R		
Ca' Foscari	BRC 630R		



Download catalogue



OutWalk 20 MM



Info pag.330



Wall: WONDERSPACE Foliage Dark 60x120  
 Floor: Ca' Foscari 20x120 | Chevron Ca' Foscari DX/SX 10x60



# Le Briccole

Mosaic & decors

Thickness:  
9 MM

## San Giorgio



10x60 - 4"x24"  
 BRC 491R Chevron San Giorgio SX/DX 10 1125

## Rialto



10x60 - 4"x24"  
 BRC 391R Chevron Rialto SX/DX 10 1125

## San Marco




10x60 - 4"x24"  
 BRC 591R Chevron San Marco SX/DX 10 1125


## Ca' Foscari




10x60 - 4"x24"  
 BRC 691R Chevron Ca' Foscari SX/DX 10 1125




30x30 - 12"x12"  
 BRC 445N Mos. 5x5 San Giorgio 10 3115




30x30 - 12"x12"  
 BRC 335N Mos. 5x5 Rialto 10 3115



30x30 - 12"x12"  
 BRC 555N Mos. 5x5 San Marco 10 3115



30x30 - 12"x12"  
 BRC 665N Mos. 5x5 Ca' Foscari 10 3115



Floor: San Giorgio 30x120 20 MM  
 San Giorgio Griglia 20x60x2 20 MM | Angolo Griglia SX/DX 20x60x2 20 MM | Gradino Elle 30x120x6,5 20 MM | Gradino Angolo Elle 30x120x6,5 20 MM



# Le Briccole

Technical features

Pezzi speciali / Special pieces / Pièces spéciales / Passende sonder formteile

Thickness 9 MM	Naturale	Naturale	Naturale	Naturale
	01  670	01  676	01  676	04  290
San Giorgio	BRC G41K	BRC G42K	BRC G43K	BRC B42K
Rialto	BRC G31K	BRC G32K	BRC G33K	BRC B32K
San Marco	BRC G51K	BRC G52K	BRC G53K	BRC B52K
Ca' Foscari	BRC G96K	BRC G62K	BRC G63K	BRC B62K

\*\* 6 settimane di consegna / 6 delivery weeks / 6 wochen lieferzeit / 6 semaines de livraison



Special trims 20 MM  
Info pag.324



Special trims  
20 MM

Stucchi consigliati / Recommended grouts / Couleurs des joints conseillées / Empfohlene Fugen Mörtel Farben

	Kerakoll Grouts	Mapei Grouts	Laticrete Grouts
San Giorgio	24	130	23
Rialto	31	132	56
San Marco	31	135	30
Ca' Foscari	36	187	34

# Le Briccole

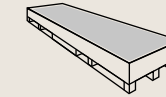
Technical features

Imballi e pesi / Packaging and weights / Emballages et poids / Verpackungen und gewichte

	pcs/box	m <sup>2</sup> /box	kg/box	box/pallet	m <sup>2</sup> /pallet	kg/pallet
<b>Thickness 9,5 MM</b>						
30x240**	1	0,720	15,0	40	28,800	600
26x160	3	1,248	27,0 - MAX WEIGHT	28	34,944	756
<b>Thickness 9 MM</b>						
30x120	3	1,080	20,2	50	54,000	1012
20x120	4	0,960	18,4	40	38,400	736
20x90	8	1,440	26,4 - MAX WEIGHT	48	69,120	1267
10x60 Chevron	10	0,600	12,0	60	36,000	720
<b>OutWalk<sup>20</sup> MM - Thickness 20 MM</b>						
30x120	2	0,720	30,6 - MAX WEIGHT	36	25,920	1102

\*\* Cassa / Crate 600x2400

Dimensione / Dimension: 2571x780x349 HT  
Peso / Weight: 73,7 kg  
Pezzi / Pieces: 40 (30x240 - 28,8 m<sup>2</sup>)



Dati tecnici / Technical features / Caracteristiques techniques / Technische eigenschaften

SURFACE	DIN EN 16165 annex B	DIN EN 16165 annex A	BCR	ANSI DCOF	Deep Abrasion Resistance	MOHS	Recommended Use	Resistance to Staining	ANSI A 137.1
Naturale	R10	A+B	DRY > 0.40 WET > 0.40	WET ≥ 0.42	< 175 mm <sup>3</sup>	≥ 5	4	5	
Antislip	R11	A+B+C	DRY > 0.40 WET > 0.40	WET ≥ 0.42	< 175 mm <sup>3</sup>	≥ 7	5	5	V3
20 MM	R11	A+B+C	DRY > 0.40 WET > 0.40	WET ≥ 0.42	< 130 mm <sup>3</sup>	≥ 8	5	5	



Naturale



Antislip



20 MM



Wall: Bacchette Walnut 60x120  
Floor: Walnut 10x60

## Nordic Wood

Nordic Wood rappresenta una nuova generazione di superfici ceramiche effetto legno. L'articolato abaco di formati, le due superfici - Natural e Flamed - e tutti gli accessori della collezione, proiettano colori corposi su moduli innovativi.

Nordic Wood marks a new generation of wood-look ceramic surfaces. The collection's comprehensive range of sizes, its two surfaces - Natural and Flamed - and all its accessories project rich colours onto innovative modules.

Nordic Wood représente une nouvelle génération de surfaces céramiques effet bois. La grande variété de formats, les deux surfaces - Natural et Flamed - ainsi que tous les accessoires de la collection projettent des couleurs denses sur des modules innovants.

Nordic Wood verkörpert eine neue Generation von keramischen Flächenbelägen in Holzoptik. Die zahlreichen Formate, die zwei Oberflächenvarianten Natural und Flamed und das mannigfaltige Zubehör der Kollektion bringen die kräftigen Farben in innovativen Modulen zur Geltung.



Wall: WONDERSPACE Exotic Spazzlato 60x120  
Floor: Walnut 30x180 20 MM



Wall: BRICKUP New York White 16x40 | LANDSTONE Raw White 60x120  
Floor: Spina Blonde DX/SX 30x120 | Floor out: Blonde 30x120 20 MM



Wall / Floor: Bacchette Blonde 120x278 | KEYSTONE Ocean Grey 120x120  
Counter top: KHROMA Ottanio 120x278



Wall: BRICKUP New York Red Brown 16x40  
Floor: Blonde 30x180 20 MM | Gradino Elle 30x120x6,5 20 MM | Gradino Angolo Elle 30x120x6,5 20 MM

Thickness:  
6 MM - 9,5 MM - 9 MM - 20 MM

# Colour range

Finishes:  
N Naturale - A Antislip - O OutWalk



**Almond** 9,5 MM - 9 MM



**Almond Flamed** 9,5 MM - 9 MM



**Blonde** 9,5 MM - 9 MM - 20 MM



**Blonde Flamed** 9,5 MM - 9 MM - 20 MM



**Walnut** 9,5 MM - 9 MM - 20 MM



**Walnut Flamed** 9,5 MM - 9 MM - 20 MM



**Brown** 9,5 MM - 9 MM



**Glacier** 9,5 MM - 9 MM



**Pepper** 9,5 MM - 9 MM - 20 MM



**Pepper Flamed** 9,5 MM - 9 MM - 20 MM

# Nordic Wood

Gres a impasto colorato / Full body colour  
Rettificato / Rectified

Thickness:	6 MM		9,5 MM		9 MM		Finishes: N Naturale - A Antislip													
	120x278 48"x109½" rettificato		30x240 12"x96" rettificato		26x160 10¼"x63" rettificato		30x120 12"x48" rettificato		20x120 8"x48" rettificato		20x90 8"x36" rettificato		10x60 4"x24" rettificato		60x120 24"x48" rettificato		30x120 12"x48" rettificato			
	Naturale		Naturale		Naturale		Naturale		Antislip		Naturale		Naturale		Naturale		Naturale			
	01	1140	01	1130	03	1115	03	1100	04	1100	04	1100	08	1060	12	1095	02	1110	2+2	1125
Almond	-	-	-	-	NDW 26RT	NDW 23RT	NDW 21RT	-	-	-	-	-	-	NDW 260RT	-	-	-	-	-	-
Blonde	NDW LA13	-	NDW 3324R	-	NDW 36RT	NDW 33RT	NDW 31RT	NDW 31AS	NDW 32RT	NDW 360RT	NDW 360RT	NDW 360RT	NDW 360RT	NDW 360RT	NDW 360RT	NDW 360RT	NDW 392R	NDW 392R	NDW 391R	NDW 391R
Walnut	-	-	NDW 5324R	-	NDW 56RT	NDW 53RT	NDW 51RT	NDW 51AS	NDW 52RT	NDW 560RT	NDW 560RT	NDW 560RT	NDW 560RT	NDW 560RT	NDW 560RT	NDW 560RT	NDW 592R	NDW 592R	NDW 591R	NDW 591R
Brown	-	-	-	-	NDW 66RT	NDW 63RT	NDW 61RT	-	-	NDW 660RT	-	-	-	NDW 660RT	-	-	-	-	-	-
Glacier	-	-	-	-	NDW 86RT	NDW 83RT	NDW 81RT	-	-	NDW 860RT	-	-	-	NDW 860RT	-	-	-	-	-	-
Pepper	-	-	-	-	NDW 16RT	NDW 13RT	NDW 11RT	NDW 11AS	NDW 12RT	NDW 160RT	-	-	-	NDW 160RT	-	-	-	-	-	-
Almond Flamed	-	-	-	-	NDW 206RT	NDW 203RT	NDW 201RT	-	-	-	-	-	-	-	-	-	-	-	-	-
Blonde Flamed	-	-	NDW 3320R	-	NDW 306RT	NDW 303RT	NDW 301RT	-	-	-	-	-	-	-	-	-	-	-	-	-
Walnut Flamed	-	-	-	-	NDW 506RT	NDW 503RT	NDW 501RT	-	-	-	-	-	-	-	-	-	-	-	-	-
Pepper Flamed	-	-	-	-	NDW 106RT	NDW 103RT	NDW 101RT	-	-	-	-	-	-	-	-	-	-	-	-	-

Thickness:	20 MM								OutWalk	
	30x180 12"x71" rettificato		30x120 12"x48" rettificato		60x120 24"x48" rettificato		60x60 24"x24" rettificato		OutWalk	
	01	1145	02	1135	01	1135	02	1120	OutWalk	
Blonde	NDW 318R		NDW 330R		NDW 342R		NDW 346R		OutWalk	
Walnut	NDW 518R		NDW 530R		NDW 542R		NDW 546R		OutWalk	
Pepper	NDW 118R		NDW 130R		NDW 142R		NDW 146R		OutWalk	
Blonde Flamed	-		NDW 332R		-		-		OutWalk	
Walnut Flamed	-		NDW 532R		-		-		OutWalk	
Pepper Flamed	-		NDW 132R		-		-		OutWalk	



Download catalogue



OutWalk 20 MM



OVERSIZE  
120x278



Info pag.330

Thickness:  
6 MM - 9 MM - 20 MM

**OVERSIZE**  
120x278  
6 MM



120x278 - 48"x109½"  
NDW LA13 Bacchette Blonde 01 **1140**

# Nordic Wood

Upsize & decors

Finishes:  
N Naturale - O OutWalk



30x120 - 12"x48"  
NDW 391R Spina Blonde Sx/Dx 04 **1125**



30x120 - 12"x48"  
NDW 591R Spina Walnut Sx/Dx 04 **1125**




60x120 - 24"x48"  
NDW 392R Bacchette Blonde 02 **1110**




60x120 - 24"x48"  
NDW 592R Bacchette Walnut 02 **1110**




60x120 - 24"x48"  
NDW 142R Bacchette Pepper 20MM 01 **1135**



60x60 - 24"x24"  
NDW 346R Bacchette Blonde 20MM 02 **1120**



60x60 - 24"x24"  
NDW 546R Bacchette Walnut 20MM 02 **1120**



60x60 - 24"x24"  
NDW 146R Bacchette Pepper 20MM 02 **1120**


\* A+B R10

Thickness:  
9 MM


# Nordic Wood

Mosaic & decors


## Walnut



30x30 - 12"x12"  
NDW 554N Mos. 5x5 Walnut 10 **3115**




35x40 - 13¾"x16"  
NDW 557N Esagona Bacchette Walnut 04 **3150**



35x40 - 13¾"x16"  
LST 559N Nest Taupe/Brown 04 **3150**

## Brown



30x30 - 12"x12"  
NDW 664N Mos. 5x5 Brown 10 **3115**




29,5x22,6 - 11½"x9"  
NDW 002N Esagona 3D Walnut/Blonde/Brown 10 **3140**


## Blonde



30x30 - 12"x12"  
NDW 334N Mos. 5x5 Blonde 10 **3115**



35x40 - 13¾"x16"  
NDW 337N Esagona Bacchette Blonde 04 **3150**



35x40 - 13¾"x16"  
LST 449N Nest Clay/Walnut 04 **3150**

## Glacier

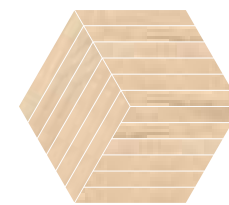


30x30 - 12"x12"  
NDW 884N Mos. 5x5 Glacier 10 **3115**


## Almond



30x30 - 12"x12"  
NDW 224N Mos. 5x5 Almond 10 **3115**



35x40 - 13¾"x16"  
NDW 227N Esagona Bacchette Almond 04 **3150**




35x40 - 13¾"x16"  
LST 669N Nest Earth/Almond 04 **3150**

## Pepper



30x30 - 12"x12"  
NDW 114N Mos. 5x5 Pepper 10 **3115**



35x40 - 13¾"x16"  
NDW 117N Esagona Bacchette Pepper 04 **3150**



Floor: Esagona 3D Walnut/Blonde/Brown 29,5x22,6

# Nordic Wood

Technical features

Pezzi speciali / Special pieces / Pièces spéciales / Passende sonder formteile

Thickness 9 MM	Gradino Elle Rett. 33x120x4 ** 13"x48"x1 1/8"		Angolo DX Rett. 33x120x4 ** 13"x48"x1 1/8"		Angolo SX Rett. 33x120x4 ** 13"x48"x1 1/8"		Battiscopa 7x120 3"x48"	
	01	670	01	676	01	676	04	290
Almond	NDW G21K		NDW G22K		NDW G23K		NDW B22K	
Blonde	NDW G31K		NDW G32K		NDW G33K		NDW B32K	
Walnut	NDW G51K		NDW G52K		NDW G53K		NDW B52K	
Brown	NDW G61K		NDW G62K		NDW G63K		NDW B62K	
Glacier	NDW G81K		NDW G82K		NDW G83K		NDW B82K	
Pepper	NDW G11K		NDW G12K		NDW G13K		NDW B12K	
Almond Flamed	-		-		-		NDW B21K	
Blonde Flamed	-		-		-		NDW B31K	
Walnut Flamed	-		-		-		NDW B51K	
Pepper Flamed	-		-		-		NDW B11K	

\*\* 6 settimane di consegna / 6 delivery weeks / 6 wochen lieferzeit / 6 semaines de livraison



Special trims 20 MM  
Info pag.324



Special trims  
20 MM

Stucchi consigliati / Recommended grouts / Couleurs des joints conseillées / Empfohlene Fugen Mörtel Farben

	Kerakoll Grouts	Mapei Grouts	Laticrete Grouts
Almond	43	132	39
Blonde	30	188	61
Walnut	31	135	30
Brown	28	136	43
Glacier	05	111	16
Pepper	06	110	78

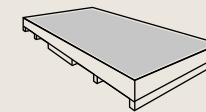
# Nordic Wood

Technical features

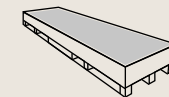
Imballi e pesi / Packaging and weights / Emballages et poids / Verpackungen und gewichte

	pcs/box	m <sup>2</sup> /box	kg/box	box/pallet	m <sup>2</sup> /pallet	kg/pallet
<b>Thickness 6 MM</b>						
120x278*	1	3,336	47,0 - MAX WEIGHT	18	60,048	846
<b>Thickness 9,5 MM</b>						
30x240**	1	0,720	15,0	40	28,800	600
26x160	3	1,248	27,0 - MAX WEIGHT	28	34,944	756
<b>Thickness 9 MM</b>						
30x120	3	1,080	20,2	50	54,000	1012
20x120	4	0,960	18,4	40	38,400	736
20x90	8	1,440	26,4 - MAX WEIGHT	48	69,120	1267
10x60	12	0,720	14,4	60	43,200	864
60x120 Bacchette	2	1,440	27,3 - MAX WEIGHT	35	50,400	956
30x120 Spina	4	1,324	26,4 - MAX WEIGHT	22	29,130	581
<b>OutWalk 20 MM - Thickness 20 MM</b>						
30x180	1	0,540	23,8	42	22,680	1000
30x120	2	0,720	30,6 - MAX WEIGHT	36	25,920	1102
60x120	1	0,720	31,4 - MAX WEIGHT	33	23,760	1036
60x60	2	0,720	31,0 - MAX WEIGHT	32	23,040	992

\* Cassa/Crate 1200x2780  
Dimensione/ Dimension: 1400x2890x280 HT  
Peso / Weight: 98 kg  
Pezzi / Pieces: 18 (120x278 - 60,048 m<sup>2</sup>)



\*\* Cassa / Crate 600x2400  
Dimensione / Dimension: 2571x780x349 HT  
Peso / Weight: 73,7 kg  
Pezzi / Pieces: 40 (30x240 - 28,8 m<sup>2</sup>)



Dati tecnici / Technical features / Caracteristiques techniques / Technische eigenschappen

SURFACE	DIN EN 16165 annex B	DIN EN 16165 annex A	BCR	ANSI DCOF	Deep Abrasion Resistance	MOHS	Recommended Use	Resistance to Staining	ANSI A 137.1
Naturale 6 MM	R9	A	DRY > 0.40 WET > 0.40	WET ≥ 0.42	< 175 mm <sup>3</sup>	≥ 6	4	5	V3 Naturale
Naturale 9 MM	R10	A+B	DRY > 0.40 WET > 0.40	WET ≥ 0.42	< 175 mm <sup>3</sup>	≥ 5	4	5	
Antislip	R11	A+B+C	DRY > 0.40 WET > 0.40	WET ≥ 0.42	< 175 mm <sup>3</sup>	≥ 7	5	5	V4 Flamed
20 MM	R11	A+B+C	DRY > 0.40 WET > 0.40	WET ≥ 0.42	< 130 mm <sup>3</sup>	≥ 8	5	5	



Naturale 6 MM



Naturale 9 MM



Antislip



20 MM



Wall: Malt 26x160  
Floor: Malt 26x160

# Artwood

Artwood offre ad architetti e progettisti la massima libertà creativa, con la disponibilità di moduli e schemi di posa in linea con le più avanzate tendenze architettoniche.

Artwood offers architects and interior designers the utmost creative freedom, providing modules and installation layouts in line with the very latest architectural trends.

Artwood offre aux architectes et aux concepteurs une liberté de création maximum, grâce à la disponibilité de modules et de schémas de pose en ligne avec les tendances architecturales les plus avancées.

Artwood ermöglicht Architekten und Planern größte Gestaltungsfreiheit und bietet ihnen Module und Verlegemuster, die mit den neuesten Architekturtrends im Einklang stehen



Floor: Maple 26x160



Thickness:  
9,5 MM - 9 MM - 20 MM

# Colour range

Finishes:

**N** Naturale - **A** Antislip - **O** OutWalk



**Maple** 9,5 MM - 9 MM



**Honey** 9,5 MM - 9 MM - 20 MM



**Malt** 9,5 MM - 9 MM - 20 MM



**Clay** 9,5 MM - 9 MM - 20 MM



**Cherry** 9,5 MM - 9 MM - 20 MM



**Wengè** 9,5 MM - 9 MM - 20 MM

# Artwood

Gres a impasto colorato / Full body colour  
Rettificato / Rectified

Thickness: 9,5 MM 9 MM Finishes: **N** Naturale - **A** Antislip

	26x160 10¼"x63" rettificato		30x120 12"x48" rettificato		20x120 8"x48" rettificato	
	Naturale		Naturale		Antislip	
	03	1110	03	1095	04	1100
Maple	AWD 86RT		AWD 83RT		AWD 81RT	
Honey	AWD 46RT		AWD 43RT		AWD 41RT	
Malt	AWD 36RT		AWD 33RT		AWD 31RT	
Clay	AWD 26RT		AWD 23RT		AWD 21RT	
Cherry	AWD 56RT		AWD 53RT		AWD 51RT	
Wengè	AWD 66RT		AWD 63RT		AWD 61RT	

Thickness: 20 MM **O** OutWalk

	30x180 12"x71" rettificato		40x120 16"x48" rettificato		30x120 12"x48" rettificato	
	01	1140	02	1125	02	1130
Honey	AWD 418R		AWD 42RT		AWD 430R	
Malt	AWD 318R		AWD 32RT		-	
Clay	-		AWD 22RT		AWD 230R	
Cherry	-		AWD 52RT		AWD 530R	
Wengè	-		AWD 62RT		-	



Download catalogue



OutWalk 20 MM



Info pag.330



Floor: Honey 30x180 20 MM | Honey 40x120 20 MM  
 Honey Griglia 20x60x2 20 MM | Angolo Griglia SX/DX 20x60x2 20 MM | Gradino Elle 30x120x6,5 20 MM | Gradino Angolo Elle 30x120x6,5 20 MM




Thickness:  
9 MM

# Artwood

Mosaic & decors

## Maple



30x60 - 12"x24" 04 [3130](#)  
 AWD 886K Muretto Maple



30x30 - 12"x12" 10 [3115](#)  
 AWD 885K Mos. 5x5 Maple




30x40 - 12"x16" 04 [3115](#)  
 AWD 106K Bacchette Multicolor

## Honey



30x60 - 12"x24" 04 [3130](#)  
 AWD 446K Muretto Honey



30x30 - 12"x12" 10 [3115](#)  
 AWD 445K Mos. 5x5 Honey



30x40 - 12"x16" 04 [3130](#)  
 AWD 160K Muretto Multicolor

## Malt



30x60 - 12"x24" 04 [3130](#)  
 AWD 336K Muretto Malt



30x30 - 12"x12" 10 [3115](#)  
 AWD 335K Mos. 5x5 Malt

## Clay



30x60 - 12"x24" 04 [3130](#)  
 AWD 226K Muretto Clay




30x30 - 12"x12" 10 [3115](#)  
 AWD 225K Mos. 5x5 Clay

## Cherry



30x60 - 12"x24" 04 [3130](#)  
 AWD 556K Muretto Cherry




30x30 - 12"x12" 10 [3115](#)  
 AWD 555K Mos. 5x5 Cherry

## Wengè



30x60 - 12"x24" 04 [3130](#)  
 AWD 666K Muretto Wengè













30x30 - 12"x12" 10 [3115](#)  
 AWD 665K Mos. 5x5 Wengè

# Artwood

Technical features

## Pezzi speciali / Special pieces / Pièces spéciales / Passende sonder formteile

Thickness 9 MM	Gradino Elle Rett. 33x120x4 ** 13"x48"x1 1/8"		Angolo DX Rett. 33x120x4 ** 13"x48"x1 1/8"		Angolo SX Rett. 33x120x4 ** 13"x48"x1 1/8"		Battiscopa 7x120 2 3/4"x48"	
	Naturale		Naturale		Naturale		Naturale	
	01 	670	01 	676	01 	676	04 	290
 Maple	AWD G81K		AWD G82K		AWD G83K		AWD B82K	
 Honey	AWD G41K		AWD G42K		AWD G43K		AWD B42K	
 Malt	AWD G31K		AWD G32K		AWD G33K		AWD B32K	
 Clay	AWD G21K		AWD G22K		AWD G23K		AWD B22K	
 Cherry	AWD G51K		AWD G52K		AWD G53K		AWD B52K	
 Wengè	AWD G61K		AWD G62K		AWD G63K		AWD B62K	

\*\* 6 settimane di consegna / 6 delivery weeks / 6 wochen lieferzeit / 6 semaines de livraison



























Special trims 20 MM  
Info pag.324



Special trims  
20 MM

## Stucchi consigliati / Recommended grouts / Couleurs des joints conseillées / Empfohlene Fugen Mörtel Farben

	Kerakoll Grouts	Mapei Grouts	Laticrete Grouts
 Maple	 43	 137	 39
 Honey	 44	 132	 61
 Malt	 31	 188	 30
 Clay	 45	 134	 57
 Cherry	 34	 135	 58
 Wengè	 47	 144	 43

# Artwood

Technical features

## Imballi e pesi / Packaging and weights / Emballages et poids / Verpackungen und gewichte

	pcs/box	m <sup>2</sup> /box	kg/box	box/pallet	m <sup>2</sup> /pallet	kg/pallet
<b>Thickness 9,5 MM</b>						
26x160	3	1,248	27,0 - MAX WEIGHT	28	34,944	756
<b>Thickness 9 MM</b>						
30x120	3	1,080	20,2	50	54,000	1012
20x120	4	0,960	18,4	40	38,400	736
<b>OutWalk<sup>20</sup><sub>MM</sub> - Thickness 20 MM</b>						
30x180	1	0,540	23,8	42	22,680	1000
40x120	2	0,960	41,6 - MAX WEIGHT	24	23,040	998
30x120	2	0,720	30,6 - MAX WEIGHT	36	25,920	1102

## Dati tecnici / Technical features / Caracteristiques techniques / Technische eigenschaften

SURFACE	DIN EN 16165 annex B	DIN EN 16165 annex A	BCR	ANSI DCOF	Deep Abrasion Resistance	MOHS	Recommended Use	Resistance to Staining	ANSI A 137.1
Naturale	R10	A+B	DRY > 0.40 WET > 0.40	WET ≥ 0.42	< 175 mm <sup>3</sup>	≥ 5	4	5	
Antislip	R11	A+B+C	DRY > 0.40 WET > 0.40	WET ≥ 0.42	< 175 mm <sup>3</sup>	≥ 7	5	5	V3
20 MM	R11	A+B+C	DRY > 0.40 WET > 0.40	WET ≥ 0.42	< 130 mm <sup>3</sup>	≥ 8	5	5	



Naturale



Antislip



20 MM



Floor: Natur 20x120

24/25 BOOK

Wood look

# Eiche

NovaBell affonda le radici della propria ricerca nella materia lignea, riemergendo con una superficie autentica e inconfondibile.

NovaBell's research digs deep into the substance and culture of wood, and emerges with a unique, authentic surface.

Les racines de NovaBell plongent dans sa recherche sur la matière bois, d'où elle fait surgir une surface authentique et incomparable.

NovaBell hat sich mit der gestalterischen Wirkung von Holz beschäftigt und eine Kollektion mit einer naturnahen, unverwechselbaren Optik geschaffen.



Floor: Landhaus 20x120



Floor: Alpin 20x120 | Alpin 30x120



Floor: Timber 26x160

Thickness:  
9,5 MM - 9 MM - 20 MM

# Colour range

Finishes:

**N** Naturale - **A** Antislip - **O** OutWalk



**Alpin** 9,5 MM - 9 MM - 20 MM



**Landhaus** 9,5 MM - 9 MM - 20 MM



**Natur** 9,5 MM - 9 MM - 20 MM



**Scottish** 9,5 MM - 9 MM - 20 MM



**Timber** 9,5 MM - 9 MM - 20 MM

# Eiche

Gres a impasto colorato / Full body colour  
Rettificato / Rectified

	Thickness: 9,5 MM		9 MM		Finishes: <b>N</b> Naturale - <b>A</b> Antislip					
	03	1110	04	1110	03	1095	04	1095	04	1100
	26x160 10¼"x63" rettificato		16x160 6¼"x63" rettificato		30x120 12"x48" rettificato		20x120 8"x48" rettificato			
	Naturale		Naturale		Naturale		Naturale		Antislip	
Alpin	ECH 86RT		ECH 84RT		ECH 83RT		ECH 81RT		-	
Landhaus	ECH 46RT		ECH 44RT		ECH 43RT		ECH 41RT		ECH 47AS	
Natur	ECH 36RT		ECH 34RT		ECH 33RT		ECH 31RT		ECH 37AS	
Scottish	ECH 56RT		ECH 54RT		ECH 53RT		ECH 51RT		ECH 57AS	
Timber	ECH 66RT		ECH 64RT		ECH 63RT		ECH 61RT		ECH 67AS	

	Thickness: 20 MM				<b>O</b> OutWalk			
	01	1140	02	1125	02	1130	02	1125
	30x180 12"x71" rettificato		40x120 16"x48" rettificato		30x120 12"x48" rettificato		20x120 8"x48" rettificato	
Alpin	ECH 818R		ECH 82RT		-		ECH 88RT	
Landhaus	ECH 418R		ECH 42RT		-		ECH 48RT	
Natur	ECH 318R		ECH 32RT		ECH 330R		ECH 38RT	
Scottish	ECH 518R		ECH 52RT*		ECH 530R		ECH 58RT	
Timber	ECH 618R		ECH 62RT*		ECH 630R		ECH 68RT	



Download catalogue



OutWalk 20 MM



Info pag.330



Floor: Timber 40x120 20 MM



# Eiche


Mosaic & decors

Thickness:  
9 MM

## Alpin



30x60 - 12"x24"  
ECH 886K Mattoncino Alpin 04 3130




30x30 - 12"x12"  
ECH 885K Mos. 5x5 Alpin 10 3115

## Landhaus



30x60 - 12"x24"  
ECH 446K Mattoncino Landhaus 04 3130



30x30 - 12"x12"  
ECH 445K Mos. 5x5 Landhaus 10 3115




30x40 - 12"x16"  
ECH 400K Bacchette Multicolor 04 3140

## Natur



30x60 - 12"x24"  
ECH 336K Mattoncino Natur 04 3130




30x30 - 12"x12"  
ECH 335K Mos. 5x5 Natur 10 3115

## Scottish



30x60 - 12"x24"  
ECH 556K Mattoncino Scottish 04 3130




30x30 - 12"x12"  
ECH 555K Mos. 5x5 Scottish 10 3115

## Timber



30x60 - 12"x24"  
ECH 666K Mattoncino Timber 04 3130



30x30 - 12"x12"  
ECH 665K Mos. 5x5 Timber 10 3115

## Eiche

## Technical features

## Pezzi speciali / Special pieces / Pièces spéciales / Passende sonder formteile

Thickness 9 MM	Naturale	Naturale	Naturale	Naturale
	01	670	01	676
	01	670	01	676
	04	290		
Alpin	ECH G81K	ECH G82K	ECH G83K	ECH B82K
Landhaus	ECH G41K	ECH G42K	ECH G43K	ECH B42K
Natur	ECH G31K	ECH G32K	ECH G33K	ECH B32K
Scottish	ECH G51K	ECH G52K	ECH G53K	ECH B52K
Timber	ECH G61K	ECH G62K	ECH G63K	ECH B62K

\*\* 6 settimane di consegna / 6 delivery weeks / 6 wochen lieferzeit / 6 semaines de livraison

Special trims 20 MM  
Info pag.324Special trims  
20 MM

## Stucchi consigliati / Recommended grouts / Couleurs des joints conseillées / Empfohlene Fugen Mörtel Farben

	Kerakoll Grouts	Mapei Grouts	Laticrete Grouts
Alpin	43	123	90
Landhaus	24	137	40
Natur	44	188	56
Scottish	26	133	30
Timber	45	187	57

## Eiche

## Technical features

## Imballi e pesi / Packaging and weights / Emballages et poids / Verpackungen und gewichte

	pcs/box	m <sup>2</sup> /box	kg/box	box/pallet	m <sup>2</sup> /pallet	kg/pallet
<b>Thickness 9,5 MM</b>						
26x160	3	1,248	27,0 - MAX WEIGHT	28	34,944	756
16x160	4	1,024	20,6	60	61,440	1236
<b>Thickness 9 MM</b>						
30x120	3	1,080	20,2	50	54,000	1012
20x120	4	0,960	18,4	40	38,400	736
<b>OutWalk<sup>20</sup><sub>MM</sub> - Thickness 20 MM</b>						
30x180	1	0,540	23,8	42	22,680	1000
40x120	2	0,960	41,6 - MAX WEIGHT	24	23,040	998
30x120	2	0,720	30,6 - MAX WEIGHT	36	25,920	1102
20x120	2	0,480	20,6	40	19,200	824

## Dati tecnici / Technical features / Caracteristiques techniques / Technische eigenschaften

SURFACE	DIN EN 16165 annex B	DIN EN 16165 annex A	BCR	ANSI DCOF	Deep Abrasion Resistance	MOHS	Recommended Use	Resistance to Staining	ANSI A 137.1
Naturale	R10	A+B	DRY > 0.40 WET > 0.40	WET ≥ 0.42	< 175 mm <sup>3</sup>	≥ 5	4	5	
Antislip	R11	A+B+C	DRY > 0.40 WET > 0.40	WET ≥ 0.42	< 175 mm <sup>3</sup>	≥ 7	5	5	V3
20 MM	R11	A+B+C	DRY > 0.40 WET > 0.40	WET ≥ 0.42	< 130 mm <sup>3</sup>	≥ 8	5	5	



Naturale



Antislip



20 MM





Floor: Cognac 20x120

# My Space

Vivere in spazi che ci appartengono e raccontano il nostro stile. La superficie mostra nei dettagli la naturale struttura del legno.

Living in spaces we have made our own, that express our own style. The surface reveals the natural structure of wood in all its many details.

Vivre dans des espaces qui ne sont qu'à nous et qui racontent l'histoire de notre style. La finition laisse apparaître tous les détails de la structure naturelle du bois.

Leben in Räumen, die Ausdruck unseres individuellen Lebensstils sind. Die Oberfläche ist die detailgenaue Nachbildung der natürlichen Holzstruktur.



Floor: Cinnamon 20x120

Thickness:  
9 MM - 20 MM

# Colour range

Finishes:

**N** Naturale - **A** Antislip - **O** OutWalk



**Bamboo** 9 MM



**Cognac** 9 MM - 20 MM



**Cinnamon** 9 MM - 20 MM



**Tobacco** 9 MM



**Rice** 9 MM



**Cloud** 9 MM - 20 MM

# My Space

Gres a impasto colorato / Full body colour  
Rettificato / Rectified

Thickness: 9 MM Finishes: **N** Naturale - **A** Antislip

	30x120 12"x48" rettificato		20x120 8"x48" rettificato		20x90 8"x36" rettificato			
	Naturale		Naturale		Antislip			
	03	1095	04	1095	08	1055	08	1060
Bamboo	ESP 43RT		ESP 41RT		ESP 42RT		-	
Cognac	ESP 33RT		ESP 31RT		ESP 32RT		ESP 37AS	
Cinnamon	ESP 53RT		ESP 51RT		ESP 52RT		ESP 57AS	
Tobacco	ESP 63RT		ESP 61RT		ESP 62RT		ESP 67AS	
Rice	ESP 13RT		ESP 11RT		ESP 12RT		-	
Cloud	ESP 23RT		ESP 21RT		ESP 22RT		ESP 27AS	

Thickness: 20 MM **O** OutWalk

	40x120 16"x48" rettificato		30x120 12"x48" rettificato	
	Naturale		Naturale	
	02	1125	02	1130
Cognac	ESP 34RT*		ESP 330R	
Cinnamon	ESP 54RT		-	
Cloud	ESP 24RT*		ESP 230R	



Download catalogue



OutWalk 20 MM



Info pag.330



Floor: Cognac 20x120



# My Space


Mosaic & decors

Thickness:  
9 MM

## Bamboo



30x45 - 12"x18"  
ESP 444K Muretto Bamboo 04 [3130](#)




30x30 - 12"x12"  
ESP 445K Mos. 5x5 Bamboo 10 [3115](#)

## Cognac



30x45 - 12"x18"  
ESP 334K Muretto Cognac 04 [3130](#)




30x30 - 12"x12"  
ESP 335K Mos. 5x5 Cognac 10 [3115](#)

## Cinnamon



30x45 - 12"x18"  
ESP 554K Muretto Cinnamon 04 [3130](#)



30x30 - 12"x12"  
ESP 555K Mos. 5x5 Cinnamon 10 [3115](#)

## Tobacco



30x45 - 12"x18"  
ESP 664K Muretto Tobacco 04 [3130](#)




30x30 - 12"x12"  
ESP 665K Mos. 5x5 Tobacco 10 [3115](#)

## Rice



30x45 - 12"x18"  
ESP 114K Muretto Rice 04 [3130](#)



30x30 - 12"x12"  
ESP 115K Mos. 5x5 Rice 10 [3115](#)

## Cloud



30x45 - 12"x18"  
ESP 224K Muretto Cloud 04 [3130](#)



30x30 - 12"x12"  
ESP 225K Mos. 5x5 Cloud 10 [3115](#)

# My Space

Technical features

## Pezzi speciali / Special pieces / Pièces spéciales / Passende sonder formteile

Thickness 9 MM	Naturale	Naturale	Naturale	Antislip	Naturale
	01  670	01  676	01  676	02  665	04  290
Bamboo	ESP G41K	ESP G42K	ESP G43K	-	ESP B49K
Cognac	ESP G31K	ESP G32K	ESP G33K	ESP G39K	ESP B39K
Cinnamon	ESP G51K	ESP G52K	ESP G53K	ESP G59K	ESP B59K
Tobacco	ESP G61K	ESP G62K	ESP G63K	ESP G69K	ESP B69K
Rice	ESP G11K	ESP G12K	ESP G13K	-	ESP B19K
Cloud	ESP G21K	ESP G22K	ESP G23K	ESP G29K	ESP B29K

\*\* 6 settimane di consegna / 6 delivery weeks / 6 wochen lieferzeit / 6 semaines de livraison



Special trims 20 MM  
Info pag.324



Special trims  
20 MM

## Stucchi consigliati / Recommended grouts / Couleurs des joints conseillées / Empfohlene Fugen Mörtel Farben

	Kerakoll Grouts	Mapei Grouts	Laticrete Grouts
Bamboo	43	137	39
Cognac	26	188	56
Cinnamon	45	187	57
Tobacco	46	136	35
Rice	05	103	89
Cloud	08	113	60

# My Space

Technical features

## Imballi e pesi / Packaging and weights / Emballages et poids / Verpackungen und gewichte

	pcs/box	m <sup>2</sup> /box	kg/box	box/pallet	m <sup>2</sup> /pallet	kg/pallet
<b>Thickness 9 MM</b>						
30x120	3	1,080	20,2	50	54,000	1012
20x120	4	0,960	18,4	40	38,400	736
20x90	8	1,440	26,4 - MAX WEIGHT	48	69,120	1267
<b>OutWalk 20 - Thickness 20 MM</b>						
40x120	2	0,960	41,6 - MAX WEIGHT	24	23,040	998
30x120	2	0,720	30,6 - MAX WEIGHT	36	25,920	1102

## Dati tecnici / Technical features / Caracteristiques techniques / Technische eigenschaften

SURFACE	DIN EN 16165 annex B	DIN EN 16165 annex A	BCR	ANSI DCOF	Deep Abrasion Resistance	MOHS	Recommended Use	Resistance to Staining	ANSI A 137.1
Naturale	R10	A+B	DRY > 0.40 WET > 0.40	WET ≥ 0.42	< 175 mm <sup>3</sup>	≥ 5	4	5	
Antislip	R11	A+B+C	DRY > 0.40 WET > 0.40	WET ≥ 0.42	< 175 mm <sup>3</sup>	≥ 7	5	5	V3
20 MM	R11	A+B+C	DRY > 0.40 WET > 0.40	WET ≥ 0.42	< 130 mm <sup>3</sup>	≥ 8	5	5	



Naturale



Antislip



20 MM



Floor: Ambra 30x120 | Ambra 20x120

# Time Design

Time design è il gres porcellanato con effetto legno che rinnova e riqualifica i materiali. Naturalmente vissuti, per raggiungere una superficie volutamente imperfetta.

Time Design is the wood-effect porcelain stoneware which revamps and redefines naturally worn materials, featuring a deliberately imperfect surface.

Time Design est le grès cérame effet bois qui modernise et requalifie les matériaux qui ont naturellement « vieilli » pour dessiner une surface expressément imparfaite.

Time Design, Feinsteinzeug in Holzoptik, das den Charme eines Materials mit natürlichen Gebrauchsspuren durch eine bewusst unvollkommene Optik wiedergibt.



Floor: Stonewash 20x120

Thickness:  
9 MM - 20 MM

# Colour range

Finishes:  
N Naturale - O OutWalk



Moonlight

9 MM



Ambra

9 MM



Stonewash

9 MM - 20 MM

# Time Design

Gres a impasto colorato / Full body colour  
Rettificato / Rectified

	Thickness: 9 MM		Finishes: N Naturale		Recommended Grouts			20 MM O OutWalk	
	30x120 12"x48" rettificato	20x120 8"x48" rettificato	Naturale	Naturale	Kerakoll	Mapei	Laticrete	40x120 16"x48" rettificato	
	03	1095	04	1095				02	1125
Moonlight	TMG 43RT	TMG 41RT			05	123	17	-	-
Ambra	TMG 33RT	TMG 31RT			26	188	56	-	-
Stonewash	TMG 23RT	TMG 21RT			45	134	30	TMG 24RT	

Pezzi speciali / Special pieces / Pièces spéciales / Passende sonder formteile

	Gradino Elle Rett. 30x120x4 ** 12"x48"x1 1/8"		Angolo DX Rett. 30x120x4 ** 12"x48"x1 1/8"		Angolo SX Rett. 30x120x4 ** 12"x48"x1 1/8"		Battiscopa 7x120 2 3/4"x48"	
	Naturale	Naturale	Naturale	Naturale	Naturale	Naturale	Naturale	Naturale
	01	670	01	676	01	676	04	290
Moonlight	TMG G41K	TMG G42K	TMG G43K	TMG B42K				
Ambra	TMG G31K	TMG G32K	TMG G33K	TMG B32K				
Stonewash	TMG G21K	TMG G22K	TMG G23K	TMG B22K				

\*\* 6 settimane di consegna / 6 delivery weeks / 6 wochen lieferzeit / 6 semaines de livraison

Imballi e pesi / Packaging and weights / Emballages et poids / Verpackungen und gewichte

	pcs/box	m <sup>2</sup> /box	kg/box	box/pallet	m <sup>2</sup> /pallet	kg/pallet
<b>Thickness 9 MM</b>						
30x120	3	1,080	20,2	50	54,000	1012
20x120	4	0,960	18,4	40	38,400	736
<b>OutWalk 20 MM - Thickness 20 MM</b>						
40x120	2	0,960	41,6 - MAX WEIGHT	24	23,040	998

Dati tecnici / Technical features / Caracteristiques techniques / Technische eigenschappen

SURFACE	DIN EN 16165 annex B	DIN EN 16165 annex A	BCR	ANSI DCOF	Deep Abrasion Resistance	MOHS	Recommended Use	Resistance to Staining	ANSI A 137.1
Naturale	R10	A+B	DRY > 0.40 WET > 0.40	WET ≥ 0.42	< 175 mm <sup>3</sup>	≥ 5	4	5	V3
20 MM	R11	A+B+C	DRY > 0.40 WET > 0.40	WET ≥ 0.42	< 130 mm <sup>3</sup>	≥ 8	5	5	

Download catalogue

Novaball Ecosystem  
HIGH RECYCLED CERAMIC CONTENT

OutWalk 20 MM

Info pag.330

Special trims 20 MM  
Info pag.324

Special trims 20 MM

Naturale

20 MM

24/25 BOOK



Floor: Noce 20x120

24/25 BOOK

Wood look

# Quercus

Quercus è il progetto dedicato a chi cerca l'eleganza delle superfici ad effetto legno essenziali e moderne.

Quercus is the new wood-effect project dedicated to those that prioritise the elegance of the minimalist and modern wood surfaces.

Quercus est le nouveau projet effet bois dédié à ceux qui recherchent l'élégance des surfaces en bois essentielles et modernes.

Quercus ist das neue Konzept in Holzoptik, das an die elegante Ausstrahlung puristischer, moderner Holzflächen anknüpft.



Wall: OPEN Noce 60x60  
Floor: Castagno 30x120

Thickness:  
9 MM

# Colour range

Finishes:  
N Naturale



Olmo

9 MM



Rovere

9 MM



Castagno

9 MM



Olivo

9 MM



Noce

9 MM

# Quercus

Gres a impasto colorato / Full body colour  
Rettificato / Rectified

Thickness: 9 MM Finishes: N Naturale

	30x120 12"x48" rettificato	20x120 8"x48" rettificato	20x90 8"x36" rettificato	Recommended Grouts					
	Naturale		Naturale		Naturale		Kerakoll	Mapei	Laticrete
	03	1095	04	1095	08	1055			
Olmo	QU 43RT	QU 41RT	QU 49RT	21	137	39			
Rovere	QU 33RT	QU 31RT	QU 39RT	44	188	56			
Castagno	QU 53RT	QU 51RT	QU 59RT	26	133	67			
Olivo	QU 73RT	QU 71RT	QU 79RT	06	110	78			
Noce	QU 63RT	QU 61RT	-	36	136	57			

Thickness: 9 MM

	Mosaico 5x5 30x30 - 12"x12" rettificato	Bacchette Multicolor 30x40 - 12"x16" rettificato	Battiscopa 7x120 - 2 3/4"x48"
	Naturale		Naturale
	10	3115	04
Olmo	QU 445K	QU 106K	QU B42K
Rovere	QU 335K		QU B32K
Castagno	QU 555K		QU B52K
Olivo	QU 775K		QU B72K
Noce	QU 665K		QU B62K

### Imballi e pesi / Packaging and weights / Emballages et poids / Verpackungen und gewichte

	pcs/box	m <sup>2</sup> /box	kg/box	box/pallet	m <sup>2</sup> /pallet	kg/pallet
Thickness 9 MM						
30x120	3	1,080	20,2	50	54,000	1012
20x120	4	0,960	18,4	40	38,400	736
20x90	8	1,440	26,4 - MAX WEIGHT	48	69,120	1267

### Dati tecnici / Technical features / Caracteristiques techniques / Technische eigenschappen

SURFACE	DIN EN 16165 annex B	DIN EN 16165 annex A	BCR	ANSI DCOF	Deep Abrasion Resistance	MOHS	Recommended Use	Resistance to Staining	ANSI A 137.1
Naturale	R10	A+B	DRY > 0.40 WET > 0.40	WET ≥ 0.42	< 175 mm <sup>3</sup>	≥ 5	4	5	V3



Download catalogue



Info pag.330



Naturale





Floor: Antracite 80x80 20 MM

# Open

Open è caratterizzato da superfici essenziali ed equilibrate in grado di soddisfare tutte le esigenze del progetto architettonico indoor&outdoor.

Open is characterized by essential and balanced surfaces able to satisfy all the needs of the architectural project indoor&outdoor.

Open est caractérisé par surfaces minimalistes et équilibrées capables de satisfaire tous les besoins du projet architectural indoor&outdoor.

Open ist der aus wesentliche und ausgewogene Oberflächen gekennzeichnet ist, so dass alle architektonische bedürfnisse in erfüllung gehen können indoor&outdoor.

Wall: Avana 120x278 | Avorio 120x278 | Muretto Avana 30x60  
Floor: Avana 120x120



Thickness:  
6 MM - 9 MM - 20 MM - 30 MM


# Colour range

Finishes:

**N** Naturale - **A** Antislip - **O** OutWalk



**Avorio** 6 MM - 9 MM



**Avana** 6 MM - 9 MM - 20 MM



**Tortora** 6 MM - 9 MM - 20 MM



**Moka** 9 MM



**Beige** 9 MM - 20 MM



**Noce** 9 MM - 20 MM



**Bianco** 9 MM - 20 MM



**Grigio** 6 MM - 9 MM - 20 MM



**Antracite** 9 MM - 20 MM - 30 MM



**Nero** 9 MM - 20 MM

# Open

Gres a impasto colorato / Full body colour  
Rettificato / Rectified

UGL - EN 14411 - ISO 13006

Thickness: 6 MM 9 MM Finishes: **N** Naturale - **A** Antislip

	6 MM		9 MM		6 MM		9 MM		6 MM		9 MM	
	120x278 48"x109½" rettificato	120x120 48"x48" rettificato	60x120 24"x48" rettificato	80x80 31½"x31½" rettificato	60x60 24"x24" rettificato	30x60 12"x24" rettificato	Naturale	Antislip	Naturale	Antislip	Naturale	Antislip
	01 □	1140	02 □	1110	02 □	1075	02 □	1075	03 □	1065	03 □	1065
Avorio	OP LA10	OP 180R	OP 02RT	-	OP 00RT	-	OP 06RT	-	OP 06RT	-	OP 06RT	-
Avana	OP LA13	OP 183R	OP 32RT	OP 38RT	OP 30RT	OP 30AS	OP 36RT	OP 36AS	OP 36RT	OP 36AS	OP 36RT	OP 36AS
Tortora	OP LA15	OP 185R	OP 52RT	OP 58RT	OP 50RT	OP 50AS	OP 56RT	OP 56AS	OP 56RT	OP 56AS	OP 56RT	OP 56AS
Moka	-	-	OP 72RT	-	OP 70RT	-	OP 76RT	-	OP 76RT	-	OP 76RT	-
Beige	-	OP 184R	OP 42RT	OP 48RT	OP 40RT	OP 40AS	OP 46RT	OP 46AS	OP 46RT	OP 46AS	OP 46RT	OP 46AS
Noce	-	-	OP 62RT	OP 68RT	OP 60RT	-	OP 66RT	-	OP 66RT	-	OP 66RT	-
Bianco	-	OP 188R	OP 82RT	OP 88RT	OP 80RT	-	OP 86RT	-	OP 86RT	-	OP 86RT	-
Grigio	OP LA11	OP 181R	OP 12RT	OP 18RT	OP 10RT	OP 10AS	OP 16RT	OP 16AS	OP 16RT	OP 16AS	OP 16RT	OP 16AS
Antracite	-	OP 182R	OP 22RT	OP 28RT	OP 20RT	OP 20AS	OP 26RT	OP 26AS	OP 26RT	OP 26AS	OP 26RT	OP 26AS
Nero	-	-	OP 92RT	OP 98RT	OP 90RT	-	OP 96RT	-	OP 96RT	-	OP 96RT	-

Thickness: 20 MM **O** OutWalk

	120x120 48"x48" rettificato		60x120 24"x48" rettificato		80x80 31½"x31½" rettificato		60x60 24"x24" rettificato	
	01 □	1135	01 □	1125	01 □	1120	02 □	1110
Avana	-	-	-	-	-	-	Y00360	-
Tortora	OP 512R	OP 59RT	OP 57RT	OP 57RT	OP 57RT	OP 57RT	Y00560	-
Beige	OP 412R	OP 49RT	OP 47RT*	OP 47RT*	OP 47RT*	OP 47RT*	Y00460	-
Noce	-	-	-	-	-	-	Y00660	-
Bianco	OP 812R	OP 89RT	OP 87RT	OP 87RT	OP 87RT	OP 87RT	Y00860	-
Grigio	OP 112R	OP 19RT	OP 17RT*	OP 17RT*	OP 17RT*	OP 17RT*	Y00160*	-
Antracite	OP 212R	OP 29RT	OP 27RT*	OP 27RT*	OP 27RT*	OP 27RT*	Y00260*	-
Nero	-	-	-	-	-	-	Y00960	-

Thickness: 30 MM **O** OutWalk

	01 □	1150	02 □	1130
Antracite	OP 288R	OP 288R	OP 260R	OP 260R



Download catalogue



OutWalk 20 MM



Info pag.330

Thickness:  
6 MM

24/25 BOOK

# Open

Oversize



120x278 - 48"x109½"  
OP LA10 Avorio 01 1140



120x278 - 48"x109½"  
OP LA13 Avana 01 1140



120x278 - 48"x109½"  
OP LA15 Tortora 01 1140



120x278 - 48"x109½"  
OP LA11 Grigio 01 1140

Finishes:  
 Naturale

Thickness:  
9 MM

24/25 BOOK


# Open

Mosaic & decors


Concrete/Resin  
Metal look



## Avorio




30x60 - 12"x24"  
OP 006K Muretto Avorio 04 3130




30x30 - 12"x12"  
OP 005K Mos. 5x5 Avorio 10 3115

## Avana




30x60 - 12"x24"  
OP 336K Muretto Avana 04 3130




30x30 - 12"x12"  
OP 335K Mos. 5x5 Avana 10 3115

## Tortora




30x60 - 12"x24"  
OP 556K Muretto Tortora 04 3130




30x30 - 12"x12"  
OP 555K Mos. 5x5 Tortora 10 3115

## Moka



30x60 - 12"x24"  
OP 776K Muretto Moka 04 3130




30x30 - 12"x12"  
OP 775K Mos. 5x5 Moka 10 3115

## Beige



30x60 - 12"x24"  
OP 446K Muretto Beige 04 3130




30x30 - 12"x12"  
OP 445K Mos. 5x5 Beige 10 3115

## Noce




30x60 - 12"x24"  
OP 666K Muretto Noce 04 3130




30x30 - 12"x12"  
OP 665K Mos. 5x5 Noce 10 3115

## Bianco




30x60 - 12"x24"  
OP 886K Muretto Bianco 04 3130




30x30 - 12"x12"  
OP 885K Mos. 5x5 Bianco 10 3115

## Grigio



30x60 - 12"x24"  
OP 116K Muretto Grigio 04 3130




30x30 - 12"x12"  
OP 115K Mos. 5x5 Grigio 10 3115

## Antracite




30x60 - 12"x24"  
OP 226K Muretto Antracite 04 3130




30x30 - 12"x12"  
OP 225K Mos. 5x5 Antracite 10 3115

## Nero



30x60 - 12"x24"  
OP 996K Muretto Nero 04 3130



30x30 - 12"x12"  
OP 995K Mos. 5x5 Nero 10 3115

**OVERSIZE**  
120x278  
6 MM

# Open

Technical features

Pezzi speciali / Special pieces / Pièces spéciales / Passende sonder formteile

Thickness 9 MM	Gradino Elle Rett. 33x120x4 ** 13"x48"x1 1/8"		Angolo DX Rett. 33x120x4 ** 13"x48"x1 1/8"		Angolo SX Rett. 33x120x4 ** 13"x48"x1 1/8"		Battiscopa 7x60 2 3/4"x24"	
	01 □	670	01 □	676	01 □	676	15 □	230
Avorio	OP G01K		OP G02K		OP G05K		OP B00K	
Avana	OP G31K		OP G32K		OP G35K		OP B30K	
Tortora	OP G51K		OP G52K		OP G55K		OP B50K	
Moka	OP G71K		OP G72K		OP G75K		OP B70K	
Beige	OP G41K		OP G42K		OP G45K		OP B40K	
Noce	OP G61K		OP G62K		OP G65K		OP B60K	
Bianco	OP G81K		OP G82K		OP G85K		OP B80K	
Grigio	OP G11K		OP G12K		OP G15K		OP B10K	
Antracite	OP G21K		OP G22K		OP G25K		OP B20K	
Nero	OP G91K		OP G92K		OP G95K		OP B90K	

\*\* 6 settimane di consegna / 6 delivery weeks / 6 wochen lieferzeit / 6 semaines de livraison



Special trims 20 MM  
Info pag.324



Special trims  
20 MM

Stucchi consigliati / Recommended grouts / Couleurs des joints conseillées / Empfohlene Fugen Mörtel Farben

	Kerakoll Grouts	Mapei Grouts	Laticrete Grouts
Avorio	03	103	18
Avana	20	130	16
Tortora	44	133	27
Moka	46	135	59
Beige	44	133	27
Noce	46	135	59
Bianco	04	103	18
Grigio	06	110	89
Antracite	09	112	42
Nero	11	114	45

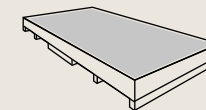
# Open

Technical features

Imballi e pesi / Packaging and weights / Emballages et poids / Verpackungen und gewichte

	pcs/box	m <sup>2</sup> /box	kg/box	box/pallet	m <sup>2</sup> /pallet	kg/pallet
<b>Thickness 6 MM</b>						
120x278*	1	3,336	47,0 - MAX WEIGHT	18	60,048	846
<b>Thickness 9 MM</b>						
120x120	2	2,880	56,0 - MAX WEIGHT	16	46,080	896
60x120	2	1,440	27,3 - MAX WEIGHT	35	50,400	956
80x80	2	1,280	22,9	40	51,200	916
60x60	3	1,080	20,0	48	51,840	960
30x60	7	1,260	23,6	40	50,400	944
<b>OutWalk<sup>20</sup> MM - Thickness 20 MM</b>						
120x120	1	1,440	62,0 - MAX WEIGHT	16	23,040	992
80x80	1	0,640	27,6 - MAX WEIGHT	40	25,600	1104
60x120	1	0,720	31,4 - MAX WEIGHT	33	23,760	1036
60x60	2	0,720	31,0 - MAX WEIGHT	32	23,040	992
<b>OutWalk<sup>30</sup> MM - Thickness 30 MM</b>						
80x80	1	0,640	45,2 - MAX WEIGHT	24	15,360	1085
60x60	2	0,720	49,3 - MAX WEIGHT	22	15,840	1085

\* Cassa/Crate 1200x2780  
Dimensione/ Dimension: 1400x2890x280 HT  
Peso / Weight: 98 kg  
Pezzi / Pieces: 18 (120x278 - 60,048 m<sup>2</sup>)



Dati tecnici / Technical features / Caracteristiques techniques / Technische eigenschaften

UGL - EN 14411 - ISO 13006

SURFACE	DIN EN 16165 annex B	DIN EN 16165 annex A	BCR	ANSI DCOF	Deep Abrasion Resistance	MOHS	Recommended Use	Resistance to Staining	ANSI A 137.1
Naturale 6 MM	R9	A	DRY > 0.40 WET > 0.40	WET ≥ 0.42	< 175 mm <sup>3</sup>	≥ 6	4	5	
Naturale 9 MM	R10	A+B	DRY > 0.40 WET > 0.40	WET ≥ 0.42	< 175 mm <sup>3</sup>	≥ 6	4	5	
Antislip	R11	A+B+C	DRY > 0.40 WET > 0.40	WET ≥ 0.42	< 175 mm <sup>3</sup>	≥ 7	5	5	V2
20 MM	R11	A+B+C	DRY > 0.40 WET > 0.40	WET ≥ 0.42	< 130 mm <sup>3</sup>	≥ 8	5	5	
30 MM	R11	A+B+C	DRY > 0.40 WET > 0.40	WET ≥ 0.42	< 130 mm <sup>3</sup>	≥ 8	5	5	



Naturale 6 MM



Naturale 9 MM



Antislip



20 MM



30 MM



Wall: Struttura Zig Zag Amade 40x80  
Floor: Amade 80x80

# Paris

Paris è la materia in gres porcellanato che riflette tutta la bellezza delle superfici in resina. Paris è un progetto moderno che cattura lo spazio con il fascino di superfici urban-chic.

Paris is the porcelain stoneware material that evokes all the beauty of resin surfaces. Paris is a modern project that captures space with the allure of urban-chic surfaces.

Paris est la matière en grès cérame qui exprime toute la beauté des surfaces en résine. Paris est un projet moderne qui capture l'espace sous le charme des Finitions « urban-chic ».

Paris ist eine feinsteinzeugfliese, die die vollendete ästhetik von kunstharzflächen nachempfunden. Paris ist ein modernes projekt, das den raum mit einem urban-chic-design prägt.



Wall: Struttura Zig Zag Plume 40x80 | Struttura Zig Zag Ciment 40x80  
Floor: Ciment 80x80

Thickness:  
9 MM

# Colour range

Finishes:  
N Naturale



Amande

9 MM



Ciment

9 MM



Plume

9 MM



Ash

9 MM



Noir

9 MM

# Paris

Gres a impasto colorato / Full body colour  
Rettificato / Rectified

Thickness: 9 MM Finishes: N Naturale

	100x100 39"x39" rettificato	60x120 24"x48" rettificato	80x80 31½"x31½" rettificato	40x80 16"x31½" rettificato
	Naturale		Naturale	
	02 □	1090	02 □	1080
Amande	-	PRS 04RT	PRS 48RT	PRS 44RT
Ciment	PRS 102R	PRS 02RT	PRS 28RT	PRS 24RT
Plume	PRS 108R	PRS 08RT	PRS 88RT	PRS 84RT
Ash	PRS 101R	PRS 01RT	PRS 18RT	PRS 14RT
Noir	-	PRS 09RT	PRS 98RT	PRS 94RT

Thickness: 9 MM Finishes: N Naturale

	60x60 24"x24" rettificato	30x60 12"x24" rettificato
	Naturale	
	03 □	1060
Amande	PRS 40RT	PRS 46RT
Ciment	PRS 20RT	PRS 26RT
Plume	PRS 80RT	PRS 86RT
Ash	PRS 10RT	PRS 16RT
Noir	PRS 90RT	PRS 96RT



Download catalogue



Info pag.330

Thickness:  
9 MM

# Paris

## 3D Wall

Finishes:  
Naturale

### Struttura Righe Amande



40x80 - 16"x31½"  
PRS 49RT Struttura Righe Amande

04 1100

### Struttura Righe Ciment



40x80 - 16"x31½"  
PRS 29RT Struttura Righe Ciment

04 1100

### Struttura Righe Plume



40x80 - 16"x31½"  
PRS 89RT Struttura Righe Plume

04 1100

### Struttura Righe Ash



40x80 - 16"x31½"  
PRS 19RT Struttura Righe Ash

04 1100

### Struttura Righe Noir



40x80 - 16"x31½"  
PRS 99RT Struttura Righe Noir

04 1100

Thickness: 9 MM	
	40x80 16"x31½" rettificato
Naturale	
04	1100
	Amande PRS 49RT
	Ciment PRS 29RT
	Plume PRS 89RT
	Ash PRS 19RT
	Noir PRS 99RT

### Struttura Zig Zag Amande



40x80 - 16"x31½"  
PRS 47RT Struttura Zig Zag Amande

04 1100


### Struttura Zig Zag Ciment



40x80 - 16"x31½"  
PRS 27RT Struttura Zig Zag Ciment

04 1100

### Struttura Zig Zag Plume



40x80 - 16"x31½"  
PRS 87RT Struttura Zig Zag Plume

04 1100

Thickness: 9 MM	
	40x80 16"x31½" rettificato
Naturale	
04	1100
	Amande PRS 47RT
	Ciment PRS 27RT
	Plume PRS 87RT
	Ash PRS 17RT
	Noir PRS 97RT

### Struttura Zig Zag Ash



40x80 - 16"x31½"  
PRS 17RT Struttura Zig Zag Ash

04 1100

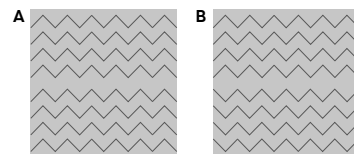
### Struttura Zig Zag Noir



40x80 - 16"x31½"  
PRS 97RT Struttura Zig Zag Noir

04 1100

### 3D wall



La struttura zig-zag puo' essere montata seguendo il senso di posa "A" oppure casuale "B".  
The zig zag structure can be laid following the installation direction "A" or at random "B".  
La structure zig zag peut être installée dans le sens de pose « A » ou de manière aléatoire « B ».  
Die zig-zag-struktur kann in die verlegerichtung „A“ oder in zufälliger anordnung „B“ montiert werden.

Thickness:  
9 MM

# Paris

## Mosaic & decors



### Amande



30x30 - 12"x12"  
PRS 445K Mos. 5x5 Mix Amande

10 3120



30x30 - 12"x12"  
PRS 449K Mos. 5x5 Amande

10 3115



27x27 - 10½"x10½"  
PRS 447K Mos. Losanga Amande


10 3150

### Ciment



30x30 - 12"x12"  
PRS 225K Mos. 5x5 Mix Ciment

10 3120



30x30 - 12"x12"  
PRS 229K Mos. 5x5 Ciment

10 3115



27x27 - 10½"x10½"  
PRS 227K Mos. Losanga Ciment

10 3150

### Plume



30x30 - 12"x12"  
PRS 885K Mos. 5x5 Mix Plume

10 3120



30x30 - 12"x12"  
PRS 889K Mos. 5x5 Plume

10 3115



27x27 - 10½"x10½"  
PRS 887K Mos. Losanga Plume

10 3150

### Ash



30x30 - 12"x12"  
PRS 115K Mos. 5x5 Mix Ash

10 3120



30x30 - 12"x12"  
PRS 119K Mos. 5x5 Ash


10 3115



27x27 - 10½"x10½"  
PRS 117K Mos. Losanga Ash


10 3150

### Noir



30x30 - 12"x12"  
PRS 995K Mos. 5x5 Mix Noir

10 3120



30x30 - 12"x12"  
PRS 999K Mos. 5x5 Noir

10 3115



27x27 - 10½"x10½"  
PRS 997K Mos. Losanga Noir

10 3150

### Coordinated Déco



20x20 - 8"x8"  
DEC 227K Cementine Color Mix

27 1105



20x20 - 8"x8"  
DEC 472K Cementine Mix L.Beige

27 1105



20x20 - 8"x8"  
DEC 272K Cementine Mix











27 1105



## Paris
















## Technical features

## Pezzi speciali / Special pieces / Pièces spéciales / Passende sonder formteile

					
Thickness 9 MM	Naturale	Naturale	Naturale	Naturale	Naturale
	01  670	01  676	01  676	08  260	15  230
Amande	PRS G41K	PRS G42K	PRS G45K	PRS B48K	PRS B40K
Ciment	PRS G21K	PRS G22K	PRS G25K	PRS B28K	PRS B20K
Plume	PRS G81K	PRS G82K	PRS G85K	PRS B88K	PRS B80K
Ash	PRS G11K	PRS G12K	PRS G15K	PRS B18K	PRS B10K
Noir	PRS G91K	PRS G92K	PRS G95K	PRS B98K	PRS B90K

\*\* 6 settimane di consegna / 6 delivery weeks / 6 wochen lieferzeit / 6 semaines de livraison

## Stucchi consigliati / Recommended grouts / Couleurs des joints conseillées / Empfohlene Fugen Mörtel Farben

	Kerakoll Grouts	Mapei Grouts	Laticrete Grouts
Amande	 05	 103	 18
Ciment	 08	 113	 60
Plume	 02	 111	 44
Ash	 07	 127	 78
Noir	 12	 120	 45

## Paris

## Technical features

## Imballi e pesi / Packaging and weights / Emballages et poids / Verpackungen und gewichte

	pcs/box	m <sup>2</sup> /box	kg/box	box/pallet	m <sup>2</sup> /pallet	kg/pallet
<b>Thickness 9 MM</b>						
100x100	2	2,000	40,9 - MAX WEIGHT	20	40,000	818
60x120	2	1,440	27,3 - MAX WEIGHT	35	50,400	956
80x80	2	1,280	22,9	40	51,200	916
40x80	4	1,280	23,6	48	61,440	1133
60x60	3	1,080	20,0	48	51,840	960
30x60	7	1,260	23,6	40	50,400	944
40x80 Struttura	4	1,280	23,6	48	61,440	1133

## Dati tecnici / Technical features / Caracteristiques techniques / Technische eigenschaften

SURFACE	DIN EN 16165 annex B	DIN EN 16165 annex A	BCR	ANSI DCOF	Deep Abrasion Resistance	MOHS	Recommended Use	Resistance to Staining	ANSI A 137.1
Naturale	R9		DRY > 0.40 WET > 0.40	WET ≥ 0.42	< 175 mm <sup>3</sup>	≥ 5	4	5	V2



Naturale



Wall: Struttura Stream Alluminio 60x120  
 Floor: Alluminio 80x80 | Floor out: Alluminio 80x80 20 MM

# Forge

Forge è la superficie effetto metallo che asseconda le soluzioni estetiche industrial-chic. NovaBell appaga gli spazi contemporanei con superfici per interno ed esterno dall'animo urban.

Forge is the metal-look surface that embraces industrial-chic aesthetic solutions. NovaBell complements contemporary spaces with urban-style surfaces for interiors and exteriors.

Forge est la surface à effet métal qui emboîte le pas à l'esthétique industrielle chic. NovaBell satisfait les espaces contemporains par des surfaces intérieures et extérieures possédant une âme urbaine.

Forge ist die Oberfläche in Metalloptik, die sich perfekt für Gestaltungslösungen im Industrial-Chic eignet. NovaBell verleiht so modernen Innen- und Außenbereichen eine urbane Anmutung.



Wall: EICHE Timber 30x120  
 Floor: Bronzo 80x80 20 MM | Griglia Bronzo 20x80x2 20 MM | Toro Gradino Bronzo 40x80 20 MM

Thickness:  
9 MM - 20 MM

# Colour range

Finishes:  
N Naturale - O OutWalk



Bronzo

9 MM - 20 MM




Inox

9 MM - 20 MM



Alluminio

9 MM - 20 MM



Dark

9 MM - 20 MM

# Forge

Gres a impasto colorato / Full body colour  
Rettificato / Rectified

Thickness: 9 MM		Finishes: N Naturale											
		60x120 24"x48" rettificato		30x120 12"x48" rettificato		100x100 39"x39" rettificato		80x80 31½"x31½" rettificato		60x60 24"x24" rettificato		30x60 12"x24" rettificato	
		Naturale		Naturale		Naturale		Naturale		Naturale		Naturale	
		02	1085	03	1090	02	1100	02	1085	03	1065	07	1035
Bronzo	FRG 62RT	FRG 63RT		FRG 106R		FRG 68RT		FRG 60RT		FRG 66RT			
Inox	FRG 82RT	FRG 83RT		-		FRG 88RT		FRG 80RT		FRG 86RT			
Alluminio	FRG 12RT	FRG 13RT		FRG 101R		FRG 18RT		FRG 10RT		FRG 16RT			
Dark	FRG 92RT	FRG 93RT		-		FRG 98RT		FRG 90RT		FRG 96RT			

Thickness: 20 MM		O OutWalk									
		80x80 31½"x31½" rettificato									
		01 1115									
Bronzo	FRG 67RT										
Inox	FRG 87RT										
Alluminio	FRG 17RT*										
Dark	FRG 97RT										



Download catalogue



OutWalk 20 MM



Info pag.330

Thickness:  
9 MM

# Forge

## 3D Wall

Finishes: \*  
Naturale

### Struttura Stream Bronzo\*




60x120 - 24"x48"  
FRG 65RT Struttura Stream Bronzo

### Struttura Stream Inox\*



60x120 - 24"x48"  
FRG 85RT Struttura Stream Inox

### Struttura Stream Alluminio\*



60x120 - 24"x48"  
FRG 15RT Struttura Stream Alluminio

### Struttura Stream Dark\*



60x120 - 24"x48"  
FRG 95RT Struttura Stream Dark

Thickness: 9 MM

	60x120 24"x48" rettificato	30x120 12"x48" rettificato		
	Naturale		Naturale	
	02	1095	03	1095
Bronzo	FRG 65RT	FRG 615R		
Inox	FRG 85RT	FRG 815R		
Alluminio	FRG 15RT	FRG 115R		
Dark	FRG 95RT	FRG 915R		



### Struttura Metal Mix Bronzo



60x120 - 24"x48"  
FRG 61RT Struttura Metal Mix Bronzo

### Struttura Metal Mix Inox



60x120 - 24"x48"  
FRG 81RT Struttura Metal Mix Inox


### Struttura Metal Mix Alluminio



60x120 - 24"x48"  
FRG 11RT Struttura Metal Mix Alluminio

Thickness: 9 MM

	60x120 24"x48" rettificato	30x120 12"x48" rettificato	60x60 24"x24" rettificato		
	Naturale			Naturale	
	02	1095	03	1095	03
Bronzo	FRG 61RT	FRG 611R	FRG 610R		
Inox	FRG 81RT	FRG 811R	FRG 810R		
Alluminio	FRG 11RT	FRG 111R	FRG 110R		
Dark	FRG 91RT	FRG 911R	FRG 910R		



### 3D wall




Thickness:  
9 MM

# Forge


## Mosaic & decors

\* A+B R10

### Bronzo




30x60 - 12"x24"  
FRG 666N Muretto Bronzo



30x30 - 12"x12"  
FRG 665N Mos. 5x5 Bronzo

### Inox




30x60 - 12"x24"  
FRG 886N Muretto Inox




30x30 - 12"x12"  
FRG 885N Mos. 5x5 Inox

### Alluminio




30x60 - 12"x24"  
FRG 116N Muretto Alluminio



30x30 - 12"x12"  
FRG 115N Mos. 5x5 Alluminio

### Dark



30x60 - 12"x24"  
FRG 996N Muretto Dark



30x30 - 12"x12"  
FRG 995N Mos. 5x5 Dark

# Forge

Technical features

Pezzi speciali / Special pieces / Pièces spéciales / Passende sonder formteile

Thickness 9 MM	Naturale	Naturale	Naturale	Naturale	Naturale
	01  670	01  676	01  676	08  260	15  230
Bronzo	FRG G61K	FRG G62K	FRG G65K	FRG B68K	FRG B60K
Inox	FRG G81K	FRG G82K	FRG G85K	FRG B88K	FRG B80K
Alluminio	FRG G11K	FRG G12K	FRG G15K	FRG B18K	FRG B10K
Dark	FRG G91K	FRG G92K	FRG G95K	FRG B98K	FRG B90K

\*\* 6 settimane di consegna / 6 delivery weeks / 6 wochen lieferzeit / 6 semaines de livraison



Special trims 20 MM  
Info pag.324



Special trims  
20 MM

Stucchi consigliati / Recommended grouts / Couleurs des joints conseillées / Empfohlene Fugen Mörtel Farben

	Kerakoll Grouts	Mapei Grouts	Laticrete Grouts
Bronzo	47	136	35
Inox	02	100	44
Alluminio	07	125	42
Dark	12	120	45

# Forge

Technical features

Imballi e pesi / Packaging and weights / Emballages et poids / Verpackungen und gewichte

	pcs/box	m <sup>2</sup> /box	kg/box	box/pallet	m <sup>2</sup> /pallet	kg/pallet
<b>Thickness 9 MM</b>						
100x100	2	2,000	40,9 - MAX WEIGHT	20	40,000	818
60x120	2	1,440	27,3 - MAX WEIGHT	35	50,400	956
80x80	2	1,280	22,9	40	51,200	916
30x120	3	1,080	20,2	50	54,000	1012
60x60	3	1,080	20,0	48	51,840	960
30x60	7	1,260	23,6	40	50,400	944
60x120 Struttura	2	1,440	27,3 - MAX WEIGHT	35	50,400	956
60x60 Struttura	3	1,080	20,0	48	51,840	960
30x120 Struttura	3	1,080	20,2	50	54,000	1012
<b>OutWalk<sup>20</sup><sub>MM</sub> - Thickness 20 MM</b>						
80x80	1	0,640	27,6 - MAX WEIGHT	40	25,600	1104

Dati tecnici / Technical features / Caracteristiques techniques / Technische eigenschaften

SURFACE	DIN EN 16165 annex B	DIN EN 16165 annex A	BCR	ANSI DCOF	Deep Abrasion Resistance	MOHS	Recommended Use	Resistance to Staining	ANSI A 137.1
Naturale	R10	A	DRY > 0.40 WET > 0.40	WET ≥ 0.42	< 175 mm <sup>3</sup>	≥ 5	4	5	V3
20 MM	R11	A+B+C	DRY > 0.40 WET > 0.40	WET ≥ 0.42	< 130 mm <sup>3</sup>	≥ 8	5	5	



Naturale



20 MM

24/25 BOOK



Floor: Beige 60x120

Concrete/Resin  
Metal look

24/25 BOOK

# Oxy

Oxy è la nuova superficie effetto cemento che riflette i traguardi tecnologici NovaBell.

Oxy is the new concrete-look surface that reflects NovaBell's technological goals.

Oxy est la nouvelle surface effet béton qui témoigne des avancées technologiques NovaBell.

Oxy in Betonoptik repräsentiert den technischen State of the Art von NovaBell.



Floor: Grigio Chiaro 100x100 | Floor out: Grigio Chiaro 100x100 20 MM

Thickness:  
9 MM - 20 MM

# Colour range

Finishes:

**N** Naturale - **A** Antislip - **O** OutWalk



**Bianco** 9 MM




**Beige** 9 MM - 20 MM



**Grigio Chiaro** 9 MM - 20 MM



**Antracite** 9 MM - 20 MM



**Nero** 9 MM

# Oxy

Gres a impasto colorato / Full body colour  
Rettificato / Rectified

Thickness: **9 MM** Finishes: **N** Naturale - **A** Antislip

	100x100 39"x39" rettificato		60x120 24"x48" rettificato		60x60 24"x24" rettificato		30x60 12"x24" rettificato					
	Naturale		Naturale		Naturale	Antislip	Naturale					
	02	1090	02	1075	03	1065	03	1070	07	1035	07	1040
<b>Bianco</b>	-		FRY 82RT		FRY 80RT		-		FRY 86RT		-	
<b>Beige</b>	FRY 104R		FRY 42RT		FRY 40RT		FRY 41RT		FRY 46RT		FRY 45RT	
<b>Grigio Chiaro</b>	FRY 101R		FRY 12RT		FRY 10RT		FRY 11RT		FRY 16RT		FRY 15RT	
<b>Antracite</b>	FRY 102R		FRY 22RT		FRY 20RT		-		FRY 26RT		-	
<b>Nero</b>	-		FRY 92RT		FRY 90RT		-		FRY 96RT		-	

Thickness: **20 MM** **O** OutWalk

	100x100 39"x39" rettificato		80x80 31½"x31½" rettificato	
		01	1135	01
<b>Beige</b>	FRY 124R		-	
<b>Grigio Chiaro</b>	FRY 121R		FRY 17RT	
<b>Antracite</b>	FRY 122R		FRY 27RT	



Download catalogue



OutWalk 20 MM



Info pag.330




Wall: Muretto Nero 30x60




Thickness:  
9 MM

**Oxy**  
Mosaic & decors

**Bianco**



30x60 - 12"x24"  
FRY 886N Muretto Bianco 04 **3130**




30x30 - 12"x12"  
FRY 885N Mos. 5x5 Bianco 10 **3115**

**Beige**



30x60 - 12"x24"  
FRY 446N Muretto Beige 04 **3130**




30x30 - 12"x12"  
FRY 445N Mos. 5x5 Beige 10 **3115**

**Grigio Chiaro**



30x60 - 12"x24"  
FRY 116N Muretto Grigio Chiaro 04 **3130**



30x30 - 12"x12"  
FRY 115N Mos. 5x5 Grigio Chiaro 10 **3115**

**Antracite**




30x60 - 12"x24"  
FRY 226N Muretto Antracite 04 **3130**




30x30 - 12"x12"  
FRY 225N Mos. 5x5 Antracite 10 **3115**

**Nero**



30x60 - 12"x24"  
FRY 996N Muretto Nero 04 **3130**



30x30 - 12"x12"  
FRY 995N Mos. 5x5 Nero 10 **3115**



# Oxy

Technical features

## Pezzi speciali / Special pieces / Pièces spéciales / Passende sonder formteile

<b>Thickness 9 MM</b>	Naturale		Naturale	
	01	670	01	676
	01	676	01	676
	15	170		
<b>Bianco</b>	FRY G81K	FRY G82K	FRY G85K	FRY B80K
<b>Beige</b>	FRY G41K	FRY G42K	FRY G45K	FRY B40K
<b>Grigio Chiaro</b>	FRY G11K	FRY G12K	FRY G15K	FRY B10K
<b>Antracite</b>	FRY G21K	FRY G22K	FRY G25K	FRY B20K
<b>Nero</b>	FRY G91K	FRY G92K	FRY G95K	FRY B90K

\*\* 6 settimane di consegna / 6 delivery weeks / 6 wochen lieferzeit / 6 semaines de livraison



Special trims 20 MM  
Info pag.324



Special trims  
20 MM

## Stucchi consigliati / Recommended grouts / Couleurs des joints conseillées / Empfohlene Fugen Mörtel Farben

	Kerakoll Grouts	Mapei Grouts	Laticrete Grouts
<b>Bianco</b>	05	103	89
<b>Beige</b>	20	123	90
<b>Grigio Chiaro</b>	07	127	42
<b>Antracite</b>	08	125	-
<b>Nero</b>	11	119	22

# Oxy

Technical features

## Imballi e pesi / Packaging and weights / Emballages et poids / Verpackungen und gewichte

	pcs/box	m <sup>2</sup> /box	kg/box	box/pallet	m <sup>2</sup> /pallet	kg/pallet
<b>Thickness 9 MM</b>						
100x100	2	2,000	40,9 - MAX WEIGHT	20	40,000	818
60x120	2	1,440	27,3 - MAX WEIGHT	35	50,400	956
60x60	3	1,080	20,0	48	51,840	960
30x60	7	1,260	23,6	40	50,400	944
<b>OutWalk 20<sup>MM</sup> - Thickness 20 MM</b>						
100x100	1	1,000	43,0 - MAX WEIGHT	21	21,000	903
80x80	1	0,640	27,6 - MAX WEIGHT	40	25,600	1104

## Dati tecnici / Technical features / Caracteristiques techniques / Technische eigenschaften

SURFACE	DIN EN 16165 annex B	DIN EN 16165 annex A	BCR	ANSI DCOF	Deep Abrasion Resistance	MOHS	Recommended Use	Resistance to Staining	ANSI A 137.1
Naturale	R10	A+B	DRY > 0.40 WET > 0.40	WET ≥ 0.42	< 175 mm <sup>3</sup>	≥ 5	4	5	
Antislip	R11	A+B+C	DRY > 0.40 WET > 0.40	WET ≥ 0.42	< 175 mm <sup>3</sup>	≥ 7	5	5	V2
20 MM	R11	A+B+C	DRY > 0.40 WET > 0.40	WET ≥ 0.42	< 130 mm <sup>3</sup>	≥ 8	5	5	



Naturale



Antislip



20 MM



Floor: Avorio 60x120

# Overland

Overland è la superficie ceramica che raccoglie il meglio della pietra naturale e il carattere deciso del cemento. Questa doppia espressività dona al tempo stesso un sapore naturale e urbano allo spazio.

Overland is the ceramic surface that combines the best of natural stone with the strong personality of concrete. This dual character gives design schemes both a natural and an urban flavour.

Overland est la surface céramique qui fusionne le meilleur de la pierre naturelle et le caractère résolu du béton. La dualité de cette expression confère à l'espace une dimension à la fois naturelle et urbaine.

Overland vereint die Optik von Naturstein mit dem markanten Erscheinungsbild von Beton. Dieser Doppelcharakter ermöglicht die Gestaltung von Räumen mit natürlicher und zugleich urbaner Ausstrahlung.



Floor: Grigio 80x80 20 MM

Thickness:  
9 MM - 20 MM

# Colour range

Finishes:

Naturale - Antislip - OutWalk



Avorio

9 MM - 20 MM



Tabacco

9 MM



Grigio

9 MM - 20 MM



Antracite

9 MM - 20 MM

# Overland

Gres a impasto colorato / Full body colour  
Rettificato / Rectified

Thickness: 9 MM Finishes: Naturale

	80x80 31½"x31½" rettificato		60x120 24"x48" rettificato		60x60 24"x24" rettificato		30x60 12"x24" rettificato			
	Naturale	Antislip	Naturale	Naturale	Naturale	Naturale	Naturale	Naturale		
	02	1075	02	1075	02	1075	03	1055	07	1035
Avorio	OVD 88RT*	OVD 88AS	OVD 82RT	OVD 80RT*	OVD 86RT*					
Tabacco	-	-	OVD 62RT	OVD 60RT	OVD 66RT					
Grigio	OVD 18RT*	OVD 18AS	OVD 12RT	OVD 10RT*	OVD 16RT*					
Antracite	-	-	OVD 22RT	OVD 20RT*	OVD 26RT					

Thickness: 20 MM OutWalk

	80x80 31½"x31½" rettificato	
	01	1115
Avorio	OVD 87RT	
Grigio	OVD 17RT	
Antracite	OVD 27RT*	

## Pezzi speciali / Special pieces / Pièces spéciales / Passende sonder formteile

	Gradino Elle Rett. 33x120x4 ** 13"x48"x1½"	Angolo DX Rett. 33x120x4 ** 13"x48"x1½"	Angolo SX Rett. 33x120x4 ** 13"x48"x1½"	Battiscopa 7x80 2¾"x31½"	Battiscopa 7x60 2¾"x24"	Gradino Inciso 30x60 ** 12"x24"						
Thickness 9 MM	Naturale	Naturale	Naturale	Naturale	Naturale	Naturale						
	01	670	01	676	01	676	08	260	15	230	04	380
Avorio	OVD G81K	OVD G82K	OVD G85K	OVD B88K	OVD B86K	OVD G80K						
Tabacco	OVD G61K	OVD G62K	OVD G65K	-	OVD B66K	OVD G60K						
Grigio	OVD G11K	OVD G12K	OVD G15K	OVD B18K	OVD B16K	OVD G10K						
Antracite	OVD G21K	OVD G22K	OVD G25K	-	OVD B26K	OVD G20K						

\*\* 6 settimane di consegna / 6 delivery weeks / 6 wochen lieferzeit / 6 semaines de livraison



Download catalogue



OutWalk 20 MM



Info pag.330



Special trims 20 MM  
Info pag.324



Special trims  
20 MM

Thickness:  
9 MM

# Overland

Mosaic & decors

Finishes:

N Naturale



## Avorio



30x60 - 12"x24"  
OVD 886K Muretto Avorio 04 3130




30x30 - 12"x12"  
OVD 885K Mos. 5x5 Avorio 10 3115

## Tabacco



30x60 - 12"x24"  
OVD 666K Muretto Tabacco 04 3130



30x30 - 12"x12"  
OVD 665K Mos. 5x5 Tabacco 10 3115

## Grigio



30x60 - 12"x24"  
OVD 116K Muretto Grigio 04 3130



30x30 - 12"x12"  
OVD 115K Mos. 5x5 Grigio 10 3115

## Antracite



30x60 - 12"x24"  
OVD 226K Muretto Antracite 04 3130



30x30 - 12"x12"  
OVD 225K Mos. 5x5 Antracite 10 3115

# Overland

Technical features

Stucchi consigliati / Recommended grouts / Couleurs des joints conseillées / Empfohlene Fugen Mörtel Farben

	Kerakoll Grouts	Mapei Grouts	Laticrete Grouts
Avorio	43	123	90
Tabacco	36	134	67
Grigio	06	110	78
Antracite	09	125	42

Imballi e pesi / Packaging and weights / Emballages et poids / Verpackungen und gewichte

	pcs/box	m <sup>2</sup> /box	kg/box	box/pallet	m <sup>2</sup> /pallet	kg/pallet
<b>Thickness 9 MM</b>						
60x120	2	1,440	27,3 - MAX WEIGHT	35	50,400	956
80x80	2	1,280	22,9	40	51,200	916
60x60	3	1,080	20,0	48	51,840	960
30x60	7	1,260	23,6	40	50,400	944
<b>OutWalk<sup>20</sup> MM - Thickness 20 MM</b>						
80x80	1	0,640	27,6 - MAX WEIGHT	40	25,600	1104

Dati tecnici / Technical features / Caracteristiques techniques / Technische eigenschaften

SURFACE	DIN EN 16165 annex B	DIN EN 16165 annex A	BCR	ANSI DCOF	Deep Abrasion Resistance	MOHS	Recommended Use	Resistance to Staining	ANSI A 137.1
Naturale	R10	A+B	DRY > 0.40 WET > 0.40	WET ≥ 0.42	< 175 mm <sup>3</sup>	≥ 5	4	5	
Antislip	R11	A+B+C	DRY > 0.40 WET > 0.40	WET ≥ 0.42	< 175 mm <sup>3</sup>	≥ 7	5	5	V3
20 MM	R11	A+B+C	DRY > 0.40 WET > 0.40	WET ≥ 0.42	< 130 mm <sup>3</sup>	≥ 8	5	5	



Naturale



Antislip



20 MM



Wall: Modulo Mix Pulpis Grey Levigato 60x120  
Floor: Pulpis Grey Levigato 60x120

# Extra

Superfici scenografiche che nascono dalle innovazioni tecnologiche NovaBell. Extra è un nuovo modo di concepire il gres porcellanato effetto marmo, elegante, lussuoso e di assoluta tendenza.

Striking surfaces based on NovaBell's technological innovations. Extra is a new way of conceiving elegant, luxurious and highly trendy marble-look porcelain stoneware.

Les innovations technologiques NovaBell permettent de créer des surfaces au rendu scénographique. Extra est une nouvelle façon de concevoir le grès cérame effet marbre, élégant, luxueux et particulièrement tendance.

Ausdrucksstarke Oberflächen aus der Innovationsschmiede NovaBell. Extra steht für eine neue Konzeption von Feinsteinzeug mit Marmoroptik: edel, elegant und absolut im Trend.



Wall: Onice Bianco Levigato 90x180 | Intreccio Onice/Beige Levigato 30x30  
Floor: Onice Bianco Levigato 90x180



Wall: Scenic White Levigato 90x180 | Chevron Scenic White/Pulpis Grey Levigato 29,4x28,4  
Floor: Scenic White Levigato 90x90



Wall: Chevron Marquina Shiny/Onice Bianco Levigato 29,4x28,4 | NORDIC WOOD Bacchette Blonde 60x120  
Floor: Marquina Shiny Levigato 90x180



Wall: Calacatta Select Levigato 90x180

Thickness:  
10 MM

# Colour range

Finishes:

**N** Naturale - **L** Levigato



Calacatta Select

10 MM



Onice Bianco

10 MM




Pulpis Beige

10 MM



Pulpis Grey

10 MM



Scenic White

10 MM



Marquina Shiny

10 MM

# Extra

Gres a impasto colorato / Full body colour  
Rettificato / Rectified

Thickness: 10 MM Finishes: **N** Naturale - **L** Levigato

	90x180 36"x71" rettificato		90x90 36"x36" rettificato		60x120 24"x48" rettificato			
	Levigato		Levigato		Levigato		Naturale	
	01	1135	02	1125	02	1115	02	1090
Calacatta Select	EXT 88LR		EXT 89LR		EXT 82LR		EXT 82RT	
Onice Bianco	EXT 38LR		EXT 39LR		EXT 32LR		EXT 32RT	
Pulpis Beige	EXT 48LR		EXT 49LR		EXT 42LR		EXT 42RT	
Pulpis Grey	EXT 28LR		EXT 29LR		EXT 22LR		EXT 22RT	
Scenic White	EXT 08LR		EXT 09LR		EXT 02LR		-	
Marquina Shiny	-		-		EXT 92LR		-	

Thickness: 10 MM Finishes: **N** Naturale - **L** Levigato

	60x60 24"x24" rettificato		30x60 12"x24" rettificato					
	Levigato		Naturale		Levigato		Naturale	
	03	1105	03	1070	06	1095	06	1065
Calacatta Select	EXT 80LR		EXT 80RT		EXT 86LR		EXT 86RT	
Onice Bianco	EXT 30LR		EXT 30RT		EXT 36LR		EXT 36RT	
Pulpis Beige	EXT 40LR		EXT 40RT		EXT 46LR		EXT 46RT	
Pulpis Grey	EXT 20LR		EXT 20RT		EXT 26LR		EXT 26RT	
Scenic White	EXT 00LR				EXT 06LR			
Marquina Shiny	EXT 90LR				EXT 96LR			



Download catalogue



Info pag.330





## Extra

Technical features

## Pezzi speciali / Special pieces / Pièces spéciales / Passende sonder formteile

<b>Thickness 9 MM</b>	Naturale		Naturale	Naturale	Levigato					
	01	670	01	676	01	676	15	230	15	240
Calacatta Select	EXT G81K		EXT G82K	EXT G83K	EXT B80N	EXT B80L				
Onice Bianco	EXT G31K		EXT G32K	EXT G33K	EXT B30N	EXT B30L				
Pulpis Beige	EXT G41K		EXT G42K	EXT G43K	EXT B40N	EXT B40L				
Pulpis Grey	EXT G21K		EXT G22K	EXT G23K	EXT B20N	EXT B20L				
Scenic White	-		-	-	-	EXT B00L				
Marquina Shiny	-		-	-	-	EXT B90L				

\*\* 6 settimane di consegna / 6 delivery weeks / 6 wochen lieferzeit / 6 semaines de livraison

## Stucchi consigliati / Recommended grouts / Couleurs des joints conseillées / Empfohlene Fugen Mörtel Farben

	Kerakoll Grouts	Mapei Grouts	Laticrete Grouts
Calacatta Select	01	100	44
Onice Bianco	02	103	18
Pulpis Beige	02	103	18
Pulpis Grey	04	111	89
Scenic White	01	100	44
Marquina Shiny	12	120	45

## Extra

Technical features

## Imballi e pesi / Packaging and weights / Emballages et poids / Verpackungen und gewichte

	pcs/box	m <sup>2</sup> /box	kg/box	box/pallet	m <sup>2</sup> /pallet	kg/pallet
<b>Thickness 10 MM</b>						
90x180	1	1,620	38,3 - MAX WEIGHT	36	58,320	1379
90x90	2	1,620	38,2 - MAX WEIGHT	22	35,640	840
60x120	2	1,440	33,4 - MAX WEIGHT	30	43,200	1002
60x60	3	1,080	24,6	40	43,200	984
30x60	6	1,080	24,6	40	43,200	984

## Dati tecnici / Technical features / Caracteristiques techniques / Technische eigenschaften

SURFACE	DIN EN 16165 annex B	DIN EN 16165 annex A	BCR	ANSI DCOF	Deep Abrasion Resistance	MOHS	Recommended Use	Resistance to Staining	ANSI A 137.1
Naturale	R9	-	DRY > 0.40 WET > 0.40	WET ≥ 0.42	< 175 mm <sup>3</sup>	≥ 5	4	5	V3
Levigato	-	-	DRY > 0.40 WET > 0.40	-	< 175 mm <sup>3</sup>	-	3	≥ 3	



Naturale



Levigato



Wall: Bianco Arabescato Levigato 60x120  
 Floor: Bianco Arabescato Levigato 60x120 | Grigio Visone Levigato 60x120

# Imperial Michelangelo

Attraverso la ricerca e l'innovazione tecnologica Imperial Michelangelo ritrova tre magnifiche pietre preziose per conquistare la contemporaneità più esclusiva.

Through research and technological innovation, Imperial Michelangelo rediscovers three magnificent, precious marbles to conquer the most exclusive contemporary settings.

Après un travail de recherche et d'innovation technologique, Imperial Michelangelo entre dans la peau de trois magnifiques pierres précieuses pour conquérir la contemporanéité la plus exclusive.

Forschung und technologische Innovation ermöglichten die Entwicklung von Imperial Michelangelo, eine Kollektion mit drei edlen Interpretationen für extrem exklusive, zeitgemäße Gestaltungen.



Floor: Bianco Apuano Levigato 60x120

Thickness:  
10 MM

# Colour range

Finishes:

**N** Naturale - **L** Levigato



Bianco Apuano

10 MM



Bianco Arabescato

10 MM



Grigio Visone

10 MM

# Imperial Michelangelo

Gres a impasto colorato / Full body colour  
Rettificato / Rectified

Thickness:

Finishes: **N** Naturale - **L** Levigato

	60x120 24"x48" rettificato		60x60 24"x24" rettificato		30x60 12"x24" rettificato		7,5x30 3"x12" rettificato									
	Levigato	Naturale	Levigato	Naturale	Levigato	Naturale	Levigato	Naturale								
	02	1115	02	1085	03	1105	03	1070	06	1095	06	1060	28	1110	28	1100
Bianco Apuano	IMM 02LR		IMM 02RT		IMM 00LR		IMM 00RT		IMM 06LR		IMM 06RT		IMM 01LR		IMM 01RT	
Bianco Arabescato	IMM 22LR		IMM 22RT		IMM 20LR		IMM 20RT		IMM 26LR		IMM 26RT		IMM 21LR		IMM 21RT	
Grigio Visone	IMM 12LR		IMM 12RT		IMM 10LR		IMM 10RT		IMM 16LR		IMM 16RT		IMM 11LR		IMM 11RT	

Pezzi speciali / Special pieces / Pièces spéciales / Passende sonder formteile

	Gradino Elle Rett. 33x120x4 ** 13"x48"x1 1/8"		Angolo DX Rett. 33x120x4 ** 13"x48"x1 1/8"		Angolo SX Rett. 33x120x4 ** 13"x48"x1 1/8"		Battiscopa 7x60 2 3/4"x24"		Battiscopa 7x60 2 3/4"x24"	
	Naturale	Naturale	Naturale	Naturale	Naturale	Naturale	Naturale	Naturale	Levigato	
	01	670	01	676	01	676	15	230	15	240
Bianco Apuano	IMM G01K		IMM G02K		IMM G05K		IMM B06K		IMM B00K	
Bianco Arabescato	IMM G21K		IMM G22K		IMM G25K		IMM B26K		IMM B20K	
Grigio Visone	IMM G11K		IMM G12K		IMM G15K		IMM B16K		IMM B10K	

\*\* 6 settimane di consegna / 6 delivery weeks / 6 wochen lieferzeit / 6 semaines de livraison



Download catalogue



Info pag.330


Thickness:  
10 MM

# Imperial Michelangelo

Finishes:  
 (N) Naturale - (L) Levigato  
 ✂ \* A+B R10

## Bianco Apuano

### Mosaic & decors



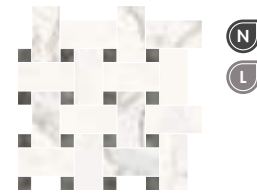
29,3x38 - 1 1/2"x15"  
 IMM 003L Esagona Lev 3160  
 IMM 003N Esagona Nat 3155  
 Bianco Apuano




30x32,4 - 12"x12 1/2"  
 IMM 006L Provenzale Lev 3140  
 Bianco Apuano



25x30 - 10"x12"  
 IMM 002L Chevron Lev 3130  
 Bianco Apuano




30x30 - 12"x12"  
 IMM 007L Mos. Intreccio Lev 3130  
 IMM 007N Mos. Intreccio Nat 3125  
 Bianco Apuano



30x30 - 12"x12"  
 IMM 005L Mos. 5x5 Lev 3125  
 \*IMM 005N Mos. 5x5 Nat 3115  
 Bianco Apuano




30x35 - 12"x13 3/4"  
 IMM 009L Mos. Zig Zag Lev 3150  
 Bianco Apuano



30x30 - 12"x12"  
 IMM 008L Mos. Trama Lev 3150  
 IMM 008N Mos. Trama Nat 3145  
 Bianco Apuano

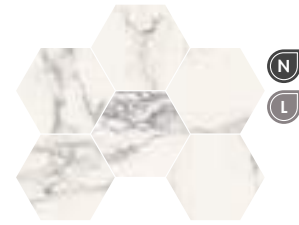


28x27 - 11"x10 1/2"  
 IMM 004L Mos. 3D Lev 3145  
 Bianco Apuano




26x26 - 10 1/4"x10 1/4"  
 IMM 001L Mos. Losanga Lev 3175  
 IMM 001N Mos. Losanga Nat 3170  
 Bianco Apuano

## Bianco Arabescato




29,3x38 - 1 1/2"x15"  
 IMM 223L Esagona Lev 3160  
 IMM 223N Esagona Nat 3155  
 Bianco Arabescato



30x32,4 - 12"x12 1/2"  
 IMM 226L Provenzale Lev 3140  
 Bianco Arabescato



25x30 - 10"x12"  
 IMM 222L Chevron Lev 3130  
 Bianco Arabescato



30x30 - 12"x12"  
 IMM 227L Mos. Intreccio Lev 3130  
 IMM 227N Mos. Intreccio Nat 3125  
 Bianco Arabescato



30x30 - 12"x12"  
 IMM 225L Mos. 5x5 Lev 3125  
 \*IMM 225N Mos. 5x5 Nat 3115  
 Bianco Arabescato



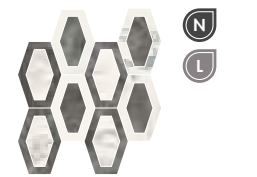
30x35 - 12"x13 3/4"  
 IMM 229L Mos. Zig Zag Lev 3150  
 Bianco Arabescato



30x30 - 12"x12"  
 IMM 228L Mos. Trama Lev 3150  
 IMM 228N Mos. Trama Nat 3145  
 Bianco Arabescato




28x27 - 11"x10 1/2"  
 IMM 224L Mos. 3D Lev 3145  
 Bianco Arabescato




26x26 - 10 1/4"x10 1/4"  
 IMM 221L Mos. Losanga Lev 3175  
 IMM 221N Mos. Losanga Nat 3170  
 Bianco Arabescato

## Grigio Visone




29,3x38 - 1 1/2"x15"  
 IMM 113L Esagona Lev 3160  
 IMM 113N Esagona Nat 3155  
 Grigio Visone



30x32,4 - 12"x12 1/2"  
 IMM 116L Provenzale Lev 3140  
 Grigio Visone



25x30 - 10"x12"  
 IMM 112L Chevron Lev 3130  
 Grigio Visone



30x30 - 12"x12"  
 IMM 115L Mos. 5x5 Lev 3125  
 \*IMM 115N Mos. 5x5 Nat 3115  
 Grigio Visone

# Imperial Michelangelo

## Technical features

Stucchi consigliati / Recommended grouts / Couleurs des joints conseillées / Empfohlene Fugen Mörtel Farben

	Kerakoll Grouts	Mapei Grouts	Laticrete Grouts
Bianco Apuano	01	100	44
Bianco Arabescato	01	100	44
Grigio Visone	10	119	60

## Imballi e pesi / Packaging and weights / Emballages et poids / Verpackungen und gewichte

	pcs/box	m <sup>2</sup> /box	kg/box	box/pallet	m <sup>2</sup> /pallet	kg/pallet
<b>Thickness 10 MM</b>						
60x120 Levigato	2	1,440	31,2	30	43,200	936
60x120 Naturale	2	1,440	29,6 - MAX WEIGHT	35	50,400	1036
60x60 Levigato	3	1,080	24,3	40	43,200	972
60x60 Naturale	3	1,080	22,9	48	51,840	1102
30x60 Levigato	6	1,080	24,7	40	43,200	988
30x60 Naturale	6	1,080	24,1	40	43,200	965
7,5x30	28	0,630	13,5	63	36,690	850

## Dati tecnici / Technical features / Caracteristiques techniques / Technische eigenschaften

SURFACE	DIN EN 16165 annex B	DIN EN 16165 annex A	BCR	ANSI DCOF	Deep Abrasion Resistance	MOHS	Recommended Use	Resistance to Staining	ANSI A 137.1
Naturale	R9	-	DRY > 0.40 WET > 0.40	WET ≥ 0.42	< 175 mm <sup>3</sup>	≥ 5	4	5	V2
Levigato	-	-	DRY > 0.40 WET > 0.40	-	< 175 mm <sup>3</sup>	-	3	≥ 3	



Naturale



Levigato



Floor: Talco Multisize 2 Bordo Naturale

# Lumière

Lumière restituisce lo spirito dei lastricati e delle pietre lavorate a mano. Attraverso una tecnica innovativa, NovaBell ha progettato una superficie dai bordi irregolari e dalla struttura piacevolmente mossa.

Lumière evokes the spirit of paving and hand-worked stones. Using an innovative technique, NovaBell has designed a surface with irregular edges and a pleasantly textured structure.

Lumière rend l'esprit des dallages et des pierres travaillées à la main. S'appuyant sur une technique innovante, NovaBell a conçu une surface aux bords irréguliers et à la structure agréablement mouvementée.

Lumière atmet den Geist gepflasterter Böden und handbearbeiteter Natursteine. Mittels innovativer Technik hat NovaBell eine Oberfläche kreiert, die mit unregelmäßigen Rändern und einer angenehm gewellten Struktur aufwarten kann.

Wall: BRICKUP Oldwall Beige 16x42  
Floor: Ambra Multisize 20 MM

Thickness:  
9 MM - 20 MM

# Colour range

Finishes: **N** Naturale - **B** Brossè - **A** Antislip - **O** OutWalk



Sabbia

9 MM - 20 MM



Ambra

9 MM - 20 MM



Talco

9 MM



Cenere

9 MM - 20 MM

# Lumière

Gres a impasto colorato / Full body colour

Thickness: **9 MM** Finishes: **N** Naturale - **B** Brossè - **A** Antislip

	Multisize 2 naturale 40x60 - 40x40 (x2) 20x40 - 20x20 (x2)		60x60 24"x24" rettificato		40x60 16"x24" naturale		40x40 16"x16" naturale		20x40 8"x16" naturale		20x20 8"x8" naturale	
	Naturale	Antislip	Naturale	Brossè	Naturale	Antislip	Naturale	Antislip	Naturale	Antislip	Naturale	Antislip
	0,5CP <b>1095</b>	0,5CP <b>1095</b>	03 <b>1065</b>	03 <b>1105</b>	04 <b>1085</b>	04 <b>1095</b>	06 <b>1085</b>	06 <b>1095</b>	13 <b>1085</b>	13 <b>1095</b>	26 <b>1085</b>	26 <b>1095</b>
Sabbia	LMR M44N	-	LMR 45RT	LMR 45SR	LMR 446N	-	LMR 444N	-	LMR 424N	-	LMR 420N	-
Ambra	LMR M34N	LMR M34S	LMR 35RT	LMR 35SR	LMR 346N	LMR 346S	LMR 344N	LMR 344S	LMR 324N	LMR 324S	LMR 320N	LMR 320S
Talco	LMR M84N	-	LMR 85RT	LMR 85SR	LMR 846N	-	LMR 844N	-	LMR 824N	-	LMR 820N	-
Cenere	LMR M24N	LMR M24S	LMR 25RT	LMR 25SR	LMR 246N	LMR 246S	LMR 244N	LMR 244S	LMR 224N	LMR 224S	LMR 220N	LMR 220S

Thickness: **20 MM** **O** OutWalk

	Multisize 60x90 (x2) 60x60 - 30x60		60x90 24"x36" rettificato		60x60 24"x24" rettificato	
	1CP	1130	01	1120	02	1115
Sabbia		LMR M433		LMR 469R		LMR 460R
Ambra		LMR M333		LMR 369R		LMR 360R
Cenere		LMR M233		LMR 269R		LMR 260R



Download catalogue



OutWalk 20 MM



Info pag.330



Floor: Cenere Multisize 2 Antislip




Thickness:  
9 MM


# Lumière

Mosaic & decors

## Sabbia



30x60 - 12"x24"  
LMR 446K Muretto Sabbia Naturale 04 3130




30x30 - 12"x12"  
LMR 447K Mattoncino Sabbia Naturale 10 3115




30x30 - 12"x12" \*  
LMR 445K Mos. 5x5 Sabbia Naturale 10 3115


## Ambra



30x60 - 12"x24"  
LMR 336K Muretto Ambra Naturale 04 3130




30x30 - 12"x12"  
LMR 337K Mattoncino Ambra Naturale 10 3115



30x30 - 12"x12" \*  
LMR 335K Mos. 5x5 Ambra Naturale 10 3115


## Talco



30x60 - 12"x24"  
LMR 886K Muretto Talco Naturale 04 3130




30x30 - 12"x12"  
LMR 887K Mattoncino Talco Naturale 10 3115



30x30 - 12"x12" \*  
LMR 885K Mos. 5x5 Talco Naturale 10 3115


## Cenere



30x60 - 12"x24"  
LMR 226K Muretto Cenere Naturale 04 3130



30x30 - 12"x12"  
LMR 227K Mattoncino Cenere Naturale 10 3115





30x30 - 12"x12" \*  
LMR 225K Mos. 5x5 Cenere Naturale 10 3115



## Lumière

Technical features













Pezzi speciali / Special pieces / Pièces spéciales / Passende sonder formteile

Thickness 9 MM	Gradino Elle Rett. 20x40x3 ** 8"x16"x1 3/16"		Battiscopa 7x60 2 3/4"x24"	
	06 	400	15 	230
Sabbia	-		Naturale	
Ambra	LMR L340		LMR B40K	
Talco	-		LMR B30K	
Cenere	LMR L240		LMR B80K	
			LMR B20K	

\*\* 6 settimane di consegna / 6 delivery weeks / 6 wochen lieferzeit / 6 semaines de livraison

Special trims 20 MM  
Info pag.324Special trims  
20 MM

Stucchi consigliati / Recommended grouts / Couleurs des joints conseillées / Empfohlene Fugen Mörtel Farben

	Kerakoll Grouts	Mapei Grouts	Laticrete Grouts
Sabbia	 03	 123	 18
Ambra	 21	 132	 40
Talco	 02	 111	 90
Cenere	 06	 112	 78

## Lumière

Technical features

Imballi e pesi / Packaging and weights / Emballages et poids / Verpackungen und gewichte

	pcs/box	m <sup>2</sup> /box	kg/box	box/pallet	m <sup>2</sup> /pallet	kg/pallet
<b>Thickness 9 MM</b>						
60x60	3	1,080	20,0	48	51,840	960
40x60	4	0,960	18,5	60	57,600	1110
40x40	6	0,960	18,5	64	61,440	1184
20x40	13	1,040	19,5	64	66,560	1248
20x20	26	1,040	19,5	64	66,560	1248
Multisize 2	0,5 CP	0,720	13,80	80 CP	57,660	1004
<b>OutWalk 20 MM - Thickness 20 MM</b>						
60x90	1	0,540	23,1	48	25,920	1109
60x60	2	0,720	31,0 - MAX WEIGHT	32	23,040	992
Multisize	1 CP	1,620	71,7	14 CP	22,680	1004

Dati tecnici / Technical features / Caracteristiques techniques / Technische eigenschaften

SURFACE	DIN EN 16165 annex B	DIN EN 16165 annex A	BCR	ANSI DCOF	Deep Abrasion Resistance	MOHS	Recommended Use	Resistance to Staining	ANSI A 137.1
Naturale	R10	A+B	DRY > 0.40 WET > 0.40	WET ≥ 0.42	< 175 mm <sup>3</sup>	≥ 5	4	5	V3
Brossè	-	-	DRY > 0.40 WET > 0.40	-	< 175 mm <sup>3</sup>	-	3	≥ 3	
Antislip	R11	A+B+C	DRY > 0.40 WET > 0.40	WET ≥ 0.42	< 175 mm <sup>3</sup>	≥ 7	5	5	
20 MM	R11	A+B+C	DRY > 0.40 WET > 0.40	WET ≥ 0.42	< 130 mm <sup>3</sup>	≥ 8	5	5	



Naturale



Brossè



Antislip



20 MM



Floor: Chiaro 30x30 | Decoro Vietri Mix 30x30

# Materia

Materia è il progetto di Novabell capace di restituire il fascino del cotto fatto a mano; una Materia vera che recupera tutti i valori di autenticità, calore e intimità.

Materia is the project by NovaBell that offers all the beauty of hand-made terracotta, a True Matter, with all the old-fashioned values of authenticity, warmth and intimacy.

Materia est le projet que NovaBell a créé pour célébrer le charme du Cotto fait à la main ; une véritable Matière qui renoue avec toutes les valeurs d'authenticité, de chaleur et d'intimité.

Materia ist das Projekt von NovaBell mit der Faszination von handgefertigtem Cotto – ein reelles Material, das Werte wie Authentizität, Wärme und Intimität vermittelt.



Floor: Rosato 60x60 20 MM

Thickness:  
9 MM - 20 MM

# Colour range

Finishes:

**N** Naturale - **A** Antislip - **O** OutWalk



**Chiaro** 9 MM - 20 MM



**Rosato** 9 MM - 20 MM




**Rosso** 9 MM - 20 MM



**Mud** 9 MM



**Ghiaccio** 9 MM



**Blue** 9 MM

# Materia

Gres a impasto colorato / Full body colour

Thickness: 9 MM Finishes: **N** Naturale - **A** Antislip

	30x30 12"x12" naturale		15x30 6"x12" naturale		15x15 6"x6" naturale			
	Naturale	Antislip	Naturale		Naturale			
	14	1015	14	1015	20	1025	40	1030
Chiaro	MAT 830N		-		-		-	
Rosato	MAT 530N		MAT 53AS		MAT 515N		MAT 510N	
Rosso	MAT 630N		MAT 63AS		MAT 615N		MAT 610N	
Mud	MAT 930N		-		-		-	
Ghiaccio	MAT 030N		-		-		-	
Blue	MAT 230N		-		-		-	

Thickness: 20 MM

	60x60 24"x24" rettificato	
	02	1110
Chiaro	MAT 86RT	
Rosato	MAT 56RT	
Rosso	MAT 66RT	



Download catalogue



OutWalk 20 MM



Info pag.330



Wall: Provenzale Rosso 30,5x28

Thickness:

9 MM

**Chiaro**



30x30 - 12"x12"  
MAT 885K Mos. 5x5 Chiaro 10 3115



30,5x28 - 12"x11"  
MAT 887K Provenzale Chiaro 05 3115

**Rosato**



30x30 - 12"x12"  
MAT 555K Mos. 5x5 Rosato 10 3115



30,5x28 - 12"x11"  
MAT 557K Provenzale Rosato 05 3115

**Rosso**



30x30 - 12"x12"  
MAT 665K Mos. 5x5 Rosso 10 3115



30,5x28 - 12"x11"  
MAT 667K Provenzale Rosso 05 3115

**Mud**



30x30 - 12"x12"  
MAT 995K Mos. 5x5 Mud 10 3115

**Ghiaccio**



30x30 - 12"x12"  
MAT 005K Mos. 5x5 Ghiaccio 10 3115

**Blue**



30x30 - 12"x12"  
MAT 225K Mos. 5x5 Blue 10 3115

**Materia**


Mosaic & decors



30x30 - 12"x12"  
MAT D64N Decoro Patch Mix Warm 14 3020




30x30 - 12"x12"  
MAT D94N Decoro Patch Mix Cold 14 3020



30x30 - 12"x12"  
MAT D84K Decoro Floralis Mix 14 3015



30x30 - 12"x12"  
MAT D30K Decoro Vietri Mix 04 350



5x5 - 2"x2"  
MAT D36K Decoro Tozzetto Vietri Mix 06 170







15x15 - 6"x6"  
MAT D35K Decoro Vietri Mix 04 250

# Materia

Technical features

## Pezzi speciali / Special pieces / Pièces spéciales / Passende sonder formteile

Thickness 9 MM	Scalino Monolitico 30x33,3 ** 12"x13½"		Angolo Monolitico 33,3x33,3 ** 13½"x13½"		Gradino Inciso 30x30 ** 12"x12"		Battiscopa 5,5x30 2½"x12"	
	Naturale		Naturale		Naturale		Naturale	
	06 	540	04 	540	06 	410	25 	150
Chiaro	MAT G80K		MAT G81K		MAT G83K		MAT B80K	
Rosato	MAT G50K		MAT G51K		MAT G53K		MAT B50K	
Rosso	MAT G60K		MAT G61K		MAT G63K		MAT B60K	
Mud	MAT G90K		MAT G91K		MAT G93K		MAT B90K	
Ghiaccio	MAT G00K		MAT G01K		MAT G03K		MAT B00K	
Blue	MAT G20K		MAT G21K		MAT G23K		MAT B20K	

\*\* 6 settimane di consegna / 6 delivery weeks / 6 wochen lieferzeit / 6 semaines de livraison





















Special trims 20 MM  
Info pag.324



Special trims  
20 MM

## Stucchi consigliati / Recommended grouts / Couleurs des joints conseillées / Empfohlene Fugen Mörtel Farben

	Kerakoll Grouts	Mapei Grouts	Laticrete Grouts
Chiaro	 06	 110	 78
Rosato	 07	 112	 78
Rosso	 07	 112	 78
Mud	 06	 110	 78
Ghiaccio	 05	 103	 18
Blue	 08	 113	 60

# Materia

Technical features

## Imballi e pesi / Packaging and weights / Emballages et poids / Verpackungen und gewichte

	pcs/box	m <sup>2</sup> /box	kg/box	box/pallet	m <sup>2</sup> /pallet	kg/pallet
<b>Thickness 9 MM</b>						
30x30	14	1,276	22,1	40	51,040	884
15x30	20	0,904	16,0	80	72,320	1280
15x15	40	0,904	16,0	80	72,320	1280
<b>OutWalk<sup>20</sup> - Thickness 20 MM</b>						
60x60	2	0,720	31,0 - MAX WEIGHT	32	23,040	992

## Dati tecnici / Technical features / Caracteristiques techniques / Technische eigenschaften

SURFACE	DIN EN 16165 annex B	DIN EN 16165 annex A	BCR	ANSI DCOF	Deep Abrasion Resistance	MOHS	Recommended Use	Resistance to Staining	ANSI A 137.1
Naturale	R9	A	DRY > 0.40 WET > 0.40	WET ≥ 0.42	< 175 mm <sup>3</sup>	≥ 5	4	5	
Antislip	R11	A+B	DRY > 0.40 WET > 0.40	WET ≥ 0.42	< 175 mm <sup>3</sup>	≥ 7	5	5	V4
20 MM	R11	A+B+C	DRY > 0.40 WET > 0.40	WET ≥ 0.42	< 130 mm <sup>3</sup>	≥ 8	5	5	



Naturale



Antislip



20 MM



Wall: MAXIMA Grigio 20x120 | New York White 16x40  
 Floor: MAXIMA Grigio 60x120

# Brickup

Brickup è il progetto di rivestimenti tridimensionali che unisce il design delle materie naturali e tutta la praticità del gres porcellanato NovaBell.

Brickup is the three-dimensional covering project that combines the look of natural materials with all the convenience of NovaBell porcelain stoneware.

Brickup est le projet de carreaux muraux tridimensionnels conciliant le look des matières naturelles avec l'utilité pratique du grès cérame NovaBell.

Brickup ist das Konzept für dreidimensionale Wandbeläge, das ein von natürlichen Materialien inspiriertes Design mit der hohen Funktionalität des Feinsteinzeugs von NovaBell vereint.



Wall: Oldwall Beige 16x42  
 Floor: ARTWOOD Clay 30x120 20 MM



Wall: Breccia Antracite 16x40  
Floor: NORGESTONE Dark Grey 60x120



Wall: Ocean White Mix 16x40  
Floor: EICHE Timber 26x160

Thickness:  
9 MM

# Colour range

Finishes:  
N Naturale



New York Sand 9 MM



New York Red Classic 9 MM



New York Red Brown 9 MM



New York White 9 MM



New York Grey 9 MM



New York Smoke 9 MM

# Brickup

Gres a impasto colorato / Full body colour

Thickness:	9 MM					Finishes: N Naturale	Recommended Grouts						
	New York 16x40 6¼"x16"		Ocean 16x40 6¼"x16"		Oldwall 16x42 6¼"x16½"		Breccia 16x40 6¼"x16"	Angolo 28x11 h.16 11"x4¾" h.6¼"	Kerakoll	Mapei	Laticrete		
	Naturale		Naturale		Naturale	Naturale	Naturale						
	15	1040	15	1035	14	1035	14	1035	06	430			
New York Sand	BKP 467	-	-	-	-	-	-	-	BKP A47	04	111	89	
New York Red Classic	BKP 667	-	-	-	-	-	-	-	BKP A67	06	110	78	
New York Red Brown	BKP 567	-	-	-	-	-	-	-	BKP A57	07	127	60	
New York White	BKP 867	-	-	-	-	-	-	-	BKP A87	05	111	89	
New York Grey	BKP 167	-	-	-	-	-	-	-	BKP A17	07	110	78	
New York Smoke	BKP 267	-	-	-	-	-	-	-	BKP A27	07	127	60	
Ocean Travertino Honey	-	-	BKP 314	-	-	-	-	-	BKP A46	-	-	-	
Ocean Travertino Mix	-	-	BKP 614	-	-	-	-	-	BKP A66	-	-	-	
Ocean Travertino Storm	-	-	BKP 914	-	-	-	-	-	BKP A16	-	-	-	
Ocean Beige	-	-	BKP 414	-	-	-	-	-	BKP A41	-	-	-	
Ocean Mix Quarzite	-	-	BKP 014	-	-	-	-	-	BKP A01	-	-	-	
Ocean White Mix	-	-	BKP 814	-	-	-	-	-	BKP A81	-	-	-	
Ocean Grey	-	-	BKP 114	-	-	-	-	-	BKP A11	-	-	-	
Ocean Ardesia	-	-	BKP 214	-	-	-	-	-	BKP A21	-	-	-	
Oldwall Beige	-	-	-	BKP 464	-	-	-	-	-	07	110	78	
Oldwall Multicolor	-	-	-	BKP 664	-	-	-	-	-	08	127	60	
Oldwall Grey	-	-	-	BKP 164	-	-	-	-	-	08	127	60	
Breccia Rock Mix	-	-	-	-	-	-	BKP 640	-	-	-	-	-	
Breccia Grigio	-	-	-	-	-	-	BKP 140	-	-	-	-	-	
Breccia Antracite	-	-	-	-	-	-	BKP 240	-	-	-	-	-	

## Imballi e pesi / Packaging and weights / Emballages et poids / Verpackungen und gewichte

	pcs/box	m²/box	kg/box	box/pallet	m²/pallet	kg/pallet
<b>Thickness 9 MM</b>						
16x40 New York	15	0,960	16,7	60	57,600	1002
16x40 Ocean	15	0,960	15,7	60	57,600	942
16x40 Breccia	14	0,900	14,8	39	35,100	577
16x42 Oldwall	14	0,940	16,4	60	56,400	984

## Dati tecnici / Technical features / Caracteristiques techniques / Technische eigenschappen

SURFACE	DIN EN 16165 annex B	DIN EN 16165 annex A	BCR	ANSI DCOF	Deep Abrasion Resistance	MOHS	Recommended Use	Resistance to Staining	ANSI A 137.1
Naturale	R10	A+B	DRY > 0.40 WET > 0.40	WET ≥ 0.42	< 175 mm³	≥ 5	4	5	V3



Download catalogue



Info pag.330



Max Thickness 9 mm  
Min Thickness 7 mm



Naturale



Thickness:  
9 MM

# Colour range

Finishes:  
N Naturale



Ocean Travertino Honey

9 MM



Ocean Travertino Mix

9 MM



Ocean Travertino Storm

9 MM



Ocean Beige

9 MM



Ocean Mix Quarzite

9 MM



Ocean White Mix

9 MM



Ocean Grey

9 MM



Ocean Ardesia

9 MM

Max Thickness 9 mm  
Min Thickness 7 mm

# Colour range



Oldwall Beige

9 MM



Oldwall Multicolor

9 MM



Oldwall Grey

9 MM



Breccia Rock Mix

9 MM



Breccia Grigio

9 MM



Breccia Antracite

9 MM

**A ceramic  
love story.**

## Technical info

<b>Guida alla consultazione</b> Consultation guide	322
<b>Accessori e pezzi speciali 20 MM</b> Accessories and special trims 20 MM	324
<b>Dati tecnici</b> Technical features	328
<b>Manutenzione e avvertenze</b> Maintenance and warning	330
<b>Informazioni importanti sul prodotto</b> Important product information	331
<b>Informazioni ed avvertenze per il consumatore</b> Information and advice for the consumer	332
<b>Informazioni di posa</b> Information schemes	335
<b>Diritti di proprietà intellettuale - industriale</b> Intellectual - industrial property rights	336

# Guida alla consultazione

Consultation guide / Guide de consultation / Nachschlaghilfe

① Thickness: 6 MM - 9 MM - 20 MM

② Finishes: Naturale - Spazzolato - Antislip - OutWalk

## Khroma

Gres a impasto colorato / Full body colour  
Rettificato / Rectified  
UGL - EN 14411 - ISO 13006

③ Design look

④

⑤

⑥

# Guida alla consultazione

Consultation guide / Guide de consultation / Nachschlaghilfe

⑦

## Khroma

Technical features

⑧

⑨

⑩

⑪

① Spessore  
Thickness / Epaisseur / Stärke

② Superficie  
Finishing / Surface / Oberfläche

N Naturale

S Spazzolato / L Levigato / B Brossè

A Antislip

O OutWalk

③ Effetto  
Look / Effet / Optik

④ Formati e codici articoli  
Formati e codici articoli / Formati e codici articoli /  
Formati e codici articoli

02 1090  
Arancio = fascia di prezzo inteso al m<sup>2</sup>  
Orange = of the price band per sq. m.  
Orange = numero fourchette de prix par m<sup>2</sup>  
Orange = preiszonnummer pro quadratmeter

10 3115  
Verde = fascia di prezzo decoro/mosaico venduto al mq  
Green = price band for decorative/mosaic tiles sold per m<sup>2</sup>  
Vert = categorie de prix decor/mosaik vendu au m<sup>2</sup>  
Grün = preisklasse dekor/mosaik pro qm

15 230  
Grigio = numero fascia di prezzo inteso al pezzo o alla composizione  
Gray = number of the price band per piece or composition  
Gris = numero fourchette de prix par piece ou par composition  
Grau = preiszonnummer pro stück oder zusammenstellung

⑤ Informazioni  
Information / Informations / Informationen



Download catalogue  
QR Download Catalogue / Catalogue / Katalog



Prodotto ecologico  
Environment-friendly product / Produit écologique  
Umweltfreundliches produkt



In/Out Antislip 9 MM



OutWalk 20 MM - 30 MM



OverSize 120x278 - 6 MM

NovaBell PRO

⑥ Campione colore  
Colour sample / Échantillon couleur / Farbmuster

⑦ Pezzi speciali 9 MM  
Special pieces / Pièces spéciales / Passende sonder formteile

Pezzi per scatola Pieces per box  
Pieces par boîte Stück pro karten

15 230  
Grigio = numero fascia di prezzo inteso al pezzo o alla composizione  
Gray = number of the price band per piece or composition  
Gris = numero fourchette de prix par piece ou par composition  
Grau = preiszonnummer pro stück oder zusammenstellung



QR Download pezzi speciali 20 MM  
Special pieces  
Pièces spéciales  
Passende sonder formteile

Special trims  
20 MM

⑧ Imballi e Pes  
Packaging And Weights / Emballages Et Poids / Verpackungen Und Gewichte

⑨ Dati tecnici  
Technical features / Caracteristiques techniques / Technische eigenschaften

Aspetto della superficie ANSI A 137.1  
Surface aspect / Aspect de la surface / Aussehen der oberfläche

V1	V2	V3	V4
Aspetto uniforme Uniform appearance Aspect uniforme Einheitliches aussehen	Lieve variazione Slight variation Legere variation Geringe abweichung	Moderata variazione Moderate variation Variation moderee Akzentuierte variation	Forte stonalizzazione Substantial variation Effet denuanee tres accentue Akzentuierte variation

⑩ Download dati tecnici  
Technical features / Caracteristiques techniques / Technische eigenschaften



⑪ Stucchi consigliati  
Recommended grouts / Couleurs des joints conseillées /  
Empfohlene Fugen Mörtel Farben

Simbologia  
Symbols / Symboles / Symbole



Utilizzabile a rivestimento e pavimento  
Wall and floor application  
Utilisation au sol et au mur  
als Boden und als Wandfliesen geeignet



Utilizzabile solo a rivestimento  
For use in wall coverings only  
Pour mur uniquement  
Nur für wandbeläge verwendbar



Mosaico su rete  
Mosaic on net  
Mosaik sur support  
Netzwerklebtes mosaik



DIN EN 16165 annex A / B BCR - DCOF  
Resistenza alla scivolosità  
Slip resistance  
Capacite antiderapante  
Rutschfestigkeit





# Dati tecnici

Technical features / Caracteristiques techniques / Technische Eigenschaften

09315  
PORCELAIN  
TILE

## The international reference standards: ISO - EN

The values of the main technical characteristics measured on our products, compared with international standards, are clearly shown and reproduced on our contractual documents (catalogs, price lists, etc.).  
The values given in this document are common to groups of articles or series of our tiles and therefore are to be used as a guide for a first orientation in choosing the product. If required, the specific values for a given product and a determined supply can be provided depending on its intended use, when formally brought to our attention by notice in writing.

Characteristics and Test methods	Requirements EN 14411 <sup>(1)</sup> - G/ISO 13006 <sup>(2)</sup> - G	Our general values
Determination of water absorption - (ISO 10545-3)	Average value $E_w \leq 0,5\%$ / Individual maximum 0,6%	Average value and individual maximum $< 0,5\%$
Classification	Definition § 3.2 and § 3.7	Bl <sub>0</sub> - Porcelain tiles
<b>Physical properties</b>		
Modulus of rupture - (ISO 10545-4)	Average $\geq 35$ N/mm <sup>2</sup>	$\geq 35$ N/mm <sup>2</sup>
Breaking strength - (ISO 10545-4)	Average $\geq 1300$ N for thickness $\geq 7,5$ mm Average $\geq 700$ N for thickness $< 7,5$ mm	Complies
Resistance to deep abrasion - (ISO 10545-6)	Max volume abraded $\leq 175$ mm <sup>3</sup>	$< 175$ mm <sup>3</sup>
Resistance to surface abrasion - (GL) (ISO 10545-7)	Abrasion class and cycles passed	Class 0 - 5
Recommended use	NovaBell criterion	Class 4 (see Annex N - ISO 13006 / EN 14411)
Coefficient of linear thermal expansion (ISO 10545-8)	Declared value <sup>(1)</sup> / Test method available <sup>(2)</sup>	$< 7,1 \times 10^{-6}$ °C <sup>-1</sup>
Thermal shock resistance - (ISO 10545-9)	Pass according to EN ISO 10545-1 <sup>(1)</sup> / Test method available <sup>(2)</sup>	Complies
Crazing resistance - (ISO 10545-11)	Pass according to EN ISO 10545-1 <sup>(1)</sup> / Required <sup>(2)</sup>	Complies
Frost resistance - (ISO 10545-12)	Pass according to EN ISO 10545-1 <sup>(1)</sup> / Required <sup>(2)</sup>	Complies
Moisture expansion - (ISO 10545-10)	Declared value <sup>(1)</sup> / Test method available <sup>(2)</sup>	$\leq 0,2$ mm/m
Small colour differences (ISO 10545-16)	$\Delta E_{cmc} < 0,75$ <sup>(1)</sup>	If agreed
Impact resistance - (ISO 10545-5)	Declared value <sup>(1)</sup> / Test method available <sup>(2)</sup>	COR $> 0,75$
Reaction to fire	Class A1 or A1 <sub>FL</sub> <sup>(1)</sup>	A1/A1 <sub>FL</sub> (Classified Without Testing (CWT) - 96/603 EC)
Mohs hardness scale - (UGL) (ex EN 101 / BS 6431-13)	-	$\geq 6$
Mohs hardness scale - (GL) (ex EN 101 / BS 6431-13)	-	$\geq 5$
<b>Chemical properties</b>		
Chemical resistance - (ISO 10545-13): · Resistance to low and high concentrations of acids and alkalis · Resistance to household chemicals and swimming pool salts	Declared value <sup>(1)</sup> / Manufacturer is to state classification <sup>(2)</sup> (GL)  Minimum class B	Resistant (see "Maintenance and care" section)  A
Resistance to staining - (ISO 10545-14)	Declared value <sup>(1)</sup> (UGL) Minimum class 3 (GL)	5 (see "Maintenance and care" section)
Release of dangerous substances - (ISO 10545-15)	Declared value <sup>(1)</sup> / Test method available <sup>(2)</sup>	Pb $< 0,1$ / Cd $< 0,01$ mg/dm <sup>2</sup>
<b>Dimensions and surface quality</b>		
Dimensions - (ISO 10545-2)	See ANNEX G	Complies
Surface quality - (ISO 10545-2 § 7)	A minimum of 95% of the tiles shall be free from visible defects that would impair the appearance of a major area of tiles	Complies

(1) Requirements according to EN 14411

(2) Requirements according to ISO 13006

Test methods	Requirements and references		Our general values
Determination of anti-slip properties - Workrooms and fields of activities with raised slip danger, walking method - Ramp test (DIN EN 16165 annex B)	BGR / ASR	From R9 to R13	See the specific section
Determination of anti-slip properties. - Wet-loaded barefoot areas - walking method - Ramp test (DIN EN 16165 annex A)	GUV-I 8527	A - B - C	See the specific section
Dynamic Coefficient Friction wet and dry condition (BCR - ex BCRA) - Italy	DM n. 236 / 1989	$\mu > 0,40$	See the specific section
Scrath hardness of surface according to Mohs	ex BS 6431-13 / ex EN 101		See the specific section

La tabella in italiano con i dati tecnici è scaricabile su [www.novabell.it](http://www.novabell.it)The English language technical specification for each collection can be downloaded from [www.novabell.it](http://www.novabell.it)La fiche technique en français peut être téléchargée sur [www.novabell.it](http://www.novabell.it)Die Tabelle in deutscher Sprache kann auf [www.novabell.it](http://www.novabell.it) heruntergeladen werden.

# Dati tecnici

Technical features / Caracteristiques techniques / Technische Eigenschaften

09315  
PORCELAIN  
TILE

## North America reference standards: ANSI - ASTM

The values of the main technical characteristics measured on our products, compared with international standards, are clearly shown and reproduced on our contractual documents (catalogs, price lists, etc.).  
The values given in this document are common to groups of articles or series of our tiles and therefore are to be used as a guide for a first orientation in choosing the product. If required, the specific values for a given product and a determined supply can be provided depending on its intended use, when formally brought to our attention by notice in writing.

Characteristics and Test methods	Requirements ANSI A 137.1	Our general values
Determination of water absorption - (ASTM C 373)	Average value $E_w \leq 0,5\%$	Average value $\leq 0,5\%$
<b>Physical properties</b>		
Breaking strength - (ASTM C 648)	Average $\geq 250$ lbf (1.11 kN)	Complies
Visible Abrasion - (ASTM C 1027) (GL)	As reported	See the specific section
Deep abrasion resistance (ASTM C1243)	$\leq 175$ mm <sup>3</sup>	Complies
Thermal shock resistance - (ASTM C 428)	Pass	Complies
Crazing resistance - (ASTM C 424) (GL)	Pass	Complies
Resistance to freeze/thaw cycling - (ASTM C 1026)	As reported	Resistant
DCOF Resistance - (ANSI A 137.1 Section 9.6)	$\geq 0.42$ <sup>(1)</sup>	DCOF $\geq 0.42$
Bond strength - (ASTM C 482)	$\geq 50$ psi (0.34 MPa)	$> 1$ MPa
Color Uniformity - (ASTM C 609 and ANSI A 137.1 section 9.3) <sup>(2)</sup>	V0 - 3 Judds	See the specific section
<b>Chemical properties</b>		
Chemical resistance - (ASTM C 650)	As reported	Resistant
Stain resistance - (ASTM C 1378)	As reported	Resistant
<b>Dimensions - Calibrated tiles</b>		
Dimensions - (ASTM C 499) - (ASTM C 485) - (ASTM C 502)	See ANSI A 137.1 - Tab.10	Complies
<b>Dimensions - Rectified tiles</b>		
Dimensions - (ASTM C 499) - (ASTM C 485) - (ASTM C 502)	See ANSI A 137.1 - Tab.10	Complies

(1) For level interior spaces expected to be walked upon when wet - (2) For V0 tiles only

Il capitolato tecnico in italiano di ogni collezione è scaricabile su [www.novabell.it](http://www.novabell.it)The English language technical specification for each collection can be downloaded from [www.novabell.it](http://www.novabell.it)Si vous le souhaitez, téléchargez le cahier des spécifications techniques en français pour chaque collection, en allant sur [www.novabell.it](http://www.novabell.it)Das Leistungsverzeichnis jeder Kollektion in deutscher Sprache kann auf [www.novabell.it](http://www.novabell.it) heruntergeladen werden.









# Diritti di proprietà intellettuale-industriale

Intellectual-industrial property rights / Droits de propriété intellectuelle et industrielle / Rechte Geistigen-gewerblichen Eigentums

## DIRITTI DI PROPRIETÀ INTELLETTUALE/INDUSTRIALE – DIVIETI – RESPONSABILITÀ

CATALOGO: Tutti i diritti di proprietà intellettuale del presente catalogo e dei suoi contenuti sono di Novabell S.p.A. Ceramiche Italiane®, sono riservati per tutti i Paesi e tutelati dalle leggi vigenti.

WEB: [www.novabell.it](http://www.novabell.it), [www.novabell.eu](http://www.novabell.eu), [www.novabell.com](http://www.novabell.com) sono domini registrati di Novabell S.p.A. Ceramiche Italiane®.

La traduzione, la riproduzione, la memorizzazione elettronica e l'adattamento totale o parziale, con qualsiasi mezzo e/o tecnica (compresi microfilm e copie fotostatiche), del catalogo e del sito web e dei i relativi contenuti comporta la violazione dei diritti di copyright di Novabell S.p.A. Ceramiche Italiane®.

I prodotti raffigurati nelle immagini del catalogo e del sito web sono protetti secondo la normativa vigente in materia di proprietà industriale e intellettuale.

È assolutamente proibita a chiunque la trasposizione di immagini di prodotti e ambientazioni, informazioni e dati contenuti nel catalogo e nel sito web di Novabell S.p.A. Ceramiche Italiane® verso qualsiasi altro strumento cartaceo e/o elettronico (es. cataloghi e siti web altrui), in assenza di specifica autorizzazione scritta da parte della medesima.

Le violazioni saranno perseguite a termini di legge.

Sebbene Novabell S.p.A. Ceramiche Italiane® faccia il possibile per garantire che le informazioni contenute nel catalogo e nel sito web siano corrette, non ne garantisce la completezza o precisione, né si impegna a garantire che il materiale, le informazioni e i dati esposti nel catalogo e nel sito web siano sempre aggiornati.

Novabell S.p.A. Ceramiche Italiane® non sarà ritenuta responsabile, nei confronti di alcuno, di perdite o danni diretti, indiretti o conseguenti, derivanti dalla suddetta clausola di esclusione della responsabilità, siano essi derivanti da inadempimento, contratto o altro, compresi, senza alcuna limitazione, perdite di profitto, contratti, attività, avviamento commerciale, dati, uso dei dati, reddito, entrate o risparmi presunti.

## INTELLECTUAL/INDUSTRIAL PROPERTY RIGHTS - PROHIBITIONS - RESPONSIBILITIES

CATALOGUE: All intellectual property rights to this catalogue and its contents belong to Novabell S.p.A. Ceramiche Italiane® and are reserved for all countries and protected by the relevant legislation.

WEB: [www.novabell.it](http://www.novabell.it), [www.novabell.eu](http://www.novabell.eu), [www.novabell.com](http://www.novabell.com) are registered domains of Novabell S.p.A. Ceramiche Italiane®.

The translation, reproduction, electronic storage or total or partial adaptation of the catalogue, the website and their contents, by any means and/or technique (including microfilm and photocopying) constitutes a breach of the copyright held by Novabell S.p.A. Ceramiche Italiane®.

The products shown in the illustrations in the catalogue and on the website are protected under legislation governing industrial and intellectual property rights.

The transposition of product illustrations and renderings, information and data from the catalogue and website of Novabell S.p.A. Ceramiche Italiane® onto any other paper and/or electronic media (e.g. catalogues and websites of other parties), by anyone, is absolutely forbidden unless specifically authorised by the said Novabell in writing.

All breaches of this prohibition will result in prosecution.

Although Novabell S.p.A. Ceramiche Italiane® does everything in its power to ensure the accuracy of the information in the catalogue and on the website, it does not guarantee that it is complete or correct, or that the material, information and data contained in the catalogue and website are up to date.

Novabell S.p.A. Ceramiche Italiane® shall not be considered liable, in relation to anyone, for direct or indirect loss or damage arising from the above disclaimer, whether relating to default, contracts or other grounds, including, without any limitation, loss of earnings, contracts, business, goodwill, data, use of data, income, revenues or estimated savings.

## DROITS DE PROPRIÉTÉ INTELLECTUELLE ET INDUSTRIELLE - INTERDICTIONS - RESPONSABILITÉS

CATALOGUE : Tous les droits de propriété intellectuelle relatifs à ce catalogue et à ses contenus sont la propriété de NovaBell S.p.A. Ceramiche Italiane®. Ils sont réservés pour tous les pays et protégés par les lois en vigueur.

WEB : [www.novabell.it](http://www.novabell.it), [www.novabell.eu](http://www.novabell.eu), [www.novabell.com](http://www.novabell.com) sont des domaines enregistrés par NovaBell S.p.A. Ceramiche Italiane®.

La traduction, la reproduction, l'enregistrement électronique et l'adaptation en tout ou partie, par quelque moyen et/ou technique (y compris microfilms et photocopies), du catalogue, du site Web et de leurs contenus, impliquent la violation des droits d'auteur de NovaBell S.p.A. Ceramiche Italiane®.

Les produits représentés dans le catalogue et sur le site Web sont protégés par les normes en vigueur en matière de propriété intellectuelle et industrielle.

Il est formellement interdit à quiconque de transposer les images des produits et ambiances, les informations ou les données figurant dans le catalogue et sur le site Web de NovaBell S.p.A. Ceramiche Italiane®, sur un support papier et/ou électronique quelconque (ex. catalogues et sites Web tiers), sauf autorisation écrite spécifique de la part de NovaBell S.p.A. Ceramiche Italiane®.

Toute violation est punie par la loi.

Même si la société NovaBell S.p.A. Ceramiche Italiane® fait tout son possible pour garantir l'exactitude des informations contenues dans le catalogue et sur le site Web, elle ne garantit pas leur exhaustivité ni leur précision, ni ne s'engage à assurer en permanence la mise à jour du matériel, des informations ou des données figurant dans le catalogue et sur le site Web.

La société NovaBell S.p.A. Ceramiche Italiane® ne peut être tenue pour responsable, envers quiconque, de toutes pertes ou de tous dommages directs, indirects ou consécutifs, aux termes de ladite clause de non-responsabilité, que ces pertes ou dommages découlent d'une inexécution, du contrat ou autres, incluant, sans limitation, les pertes de profits, de clientèle, d'activités, de valeur client, de données, d'utilisation des données, de revenu, de recettes ou d'économies présumées.

## RECHTE GEISTIGEN/GEWERBLICHEN EIGENTUMS – VERBOTE – HAFTBARKEIT

KATALOG: Alle Rechte geistigen Eigentums für den vorliegenden Katalog und seinen Inhalt liegen bei NovaBell S.p.A. Ceramiche Italiane®. Die Rechte sind für alle Länder vorbehalten und von den geltenden Gesetzen geschützt.

INTERNET: [www.novabell.it](http://www.novabell.it), [www.novabell.eu](http://www.novabell.eu), [www.novabell.com](http://www.novabell.com) sind registrierte Domains von NovaBell S.p.A. Ceramiche Italiane®.

Die Übersetzung, Vervielfältigung, elektronische Speicherung und vollständige oder teilweise Adaptierung des Katalogs und der Website und des dazugehörigen Inhalts mit einem beliebigen Mittel und/oder einer beliebigen Technik (einschließlich Mikrofilm und Fotokopien) stellt eine Verletzung der Urheberrechte von NovaBell S.p.A. Ceramiche Italiane® dar.

Die in den Bildern des Katalogs und der Website dargestellten Produkte sind gemäß den geltenden Gesetzen für geistiges und gewerbliches Eigentum geschützt.

Die Übertragung von Produkt- und Lifestylebildern, Informationen und Daten aus dem Katalog und der Website von NovaBell S.p.A. Ceramiche Italiane® auf ein beliebiges anderes elektronisches Medium und/oder Printmedium (z.B. Kataloge und Websites Anderer) ohne spezifische schriftliche Genehmigung von NovaBell S.p.A. Ceramiche Italiane® ist verboten.

Zuwiderhandlungen werden rechtlich verfolgt.

Wenngleich NovaBell S.p.A. Ceramiche Italiane® weitestgehend darum bemüht ist, korrekte Informationen im Katalog und auf der Website zu gewährleisten, wird weder für ihre Vollständigkeit und Genauigkeit noch für den aktuellen Stand der Materialien, Informationen und Daten garantiert, die im Katalog und auf der Website enthalten sind. NovaBell S.p.A. Ceramiche Italiane® ist gegenüber niemandem haftbar für direkte, indirekte oder als Folge entstehende Verluste oder Schäden aufgrund von Nichterfüllung, Vertrag oder Sonstigem, einschließlich und unbeschränkt sämtlichen entgangenen mutmaßlichen Gewinnen, Verträgen, Tätigkeiten, Geschäftsanläufen, Daten, Datennutzungen, Erträgen, Einkünften oder Ersparnissen.



**NovaBell**  
CERAMICHE

NOVABELL SpA CERAMICHE ITALIANE

Società con socio unico  
via Molino, 1 - 42014 Roteglia (RE), Italia  
T +39 0536 86 11 11  
info@novabell.it - www.novabell.it



**NovaBell**  
CERAMICHE